



US00D913206S

(12) **United States Design Patent**
Cluzel et al.

(10) **Patent No.:** **US D913,206 S**

(45) **Date of Patent:** **** *Mar. 16, 2021**

(54) **TIRE TREAD**

(71) Applicant: **COMPAGNIE GENERALE DES
ETABLISSEMENTS MICHELIN,**
Clermont-Ferrand (FR)

(72) Inventors: **Pascal Cluzel,** Clermont-Ferrand (FR);
Olivier Ropars, Clermont-Ferrand (FR)

(73) Assignee: **COMPAGNIE GENERALE DES
ETABLISSEMENTS MICHELIN**

(*) Notice: This patent is subject to a terminal disclaimer.

(**) Term: **15 Years**

(21) Appl. No.: **29/611,598**

(22) Filed: **Jul. 24, 2017**

(30) **Foreign Application Priority Data**

Jan. 24, 2017 (FR) 2017-0398

(51) **LOC (13) Cl.** **12-15**

(52) **U.S. Cl.**
USPC **D12/579**

(58) **Field of Classification Search**
USPC D12/568, 574-604
CPC Y10T 152/10027; B60C 1/0016; B60C
11/0306; B60C 11/0302; B60C 3/06;
B60C 9/17
See application file for complete search history.

(56) **References Cited**

U.S. PATENT DOCUMENTS

D112,993 S 1/1939 Hardeman
4,726,407 A 2/1988 Hayakawa
5,131,433 A 7/1992 Sion
5,327,953 A 7/1994 Ichiki

D350,093 S 8/1994 Fukushima
D355,876 S 2/1995 Diensthuber
D360,861 S 8/1995 Graas
D370,880 S 6/1996 Graas
D390,173 S 2/1998 Aoki
D390,512 S 2/1998 Eromaki
D409,123 S 5/1999 Heinen
D410,420 S 6/1999 De Barsy
D412,302 S 7/1999 Rayman et al.
D458,584 S 6/2002 Young
D483,718 S 12/2003 Hutz et al.
D530,265 S 10/2006 Hutz et al.
D597,022 S 7/2009 Pringiers
D606,928 S 12/2009 Song
D606,929 S 12/2009 Song
D624,008 S 9/2010 Shan et al.
D628,958 S 12/2010 Fleckner
D647,038 S 10/2011 Jacobs
D700,130 S 2/2014 Chen
D701,825 S * 4/2014 Larregain D12/576

(Continued)

Primary Examiner — John A Voytek

(74) Attorney, Agent, or Firm — Dickinson Wright PLLC

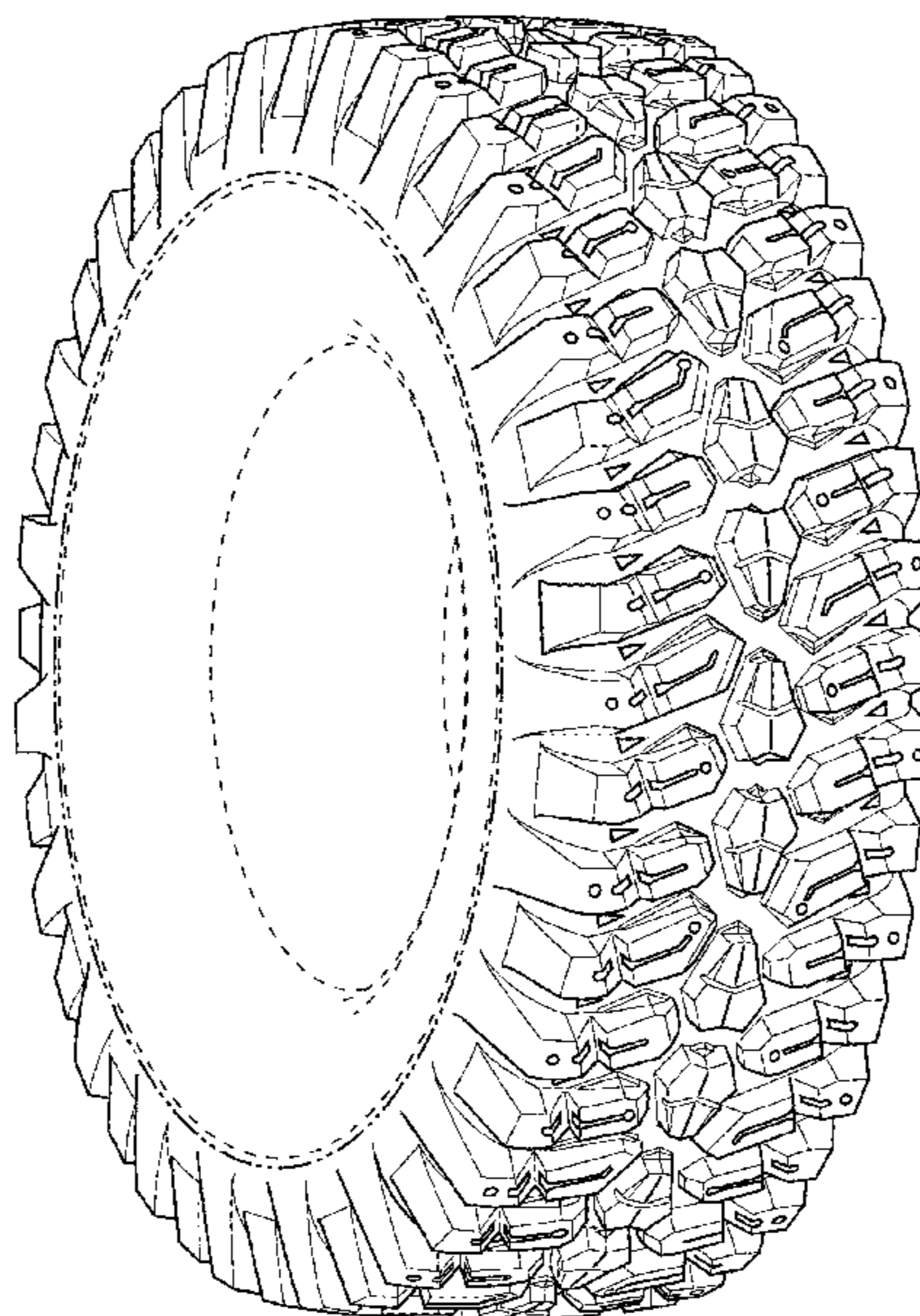
(57) **CLAIM**

The ornamental design for a tire tread, as shown and described.

DESCRIPTION

FIG. 1 is a perspective view of the tire tread of our design; FIG. 2 is a front elevation view of the tire tread of our design; FIG. 3 is a side elevation view of the tire tread of our design; and, FIG. 4 is a side elevation view of the tire tread of our design, taken from the opposite side of that shown in FIG. 3. In the drawings, the broken lines depict environmental subject matter and form no part of the claim. The dot and dashed lines represent the peripheral boundary of the tire tread and form no part of the claimed design.

1 Claim, 4 Drawing Sheets



(56)

References Cited

U.S. PATENT DOCUMENTS

D722,014 S 2/2015 Larregain et al.
D731,403 S * 6/2015 Emorine D12/579
D731,959 S 6/2015 Larregain et al.
D732,463 S * 6/2015 Petr D12/579
D744,412 S * 12/2015 Schimmoeller D12/599
D744,413 S * 12/2015 Chen D12/579
D759,582 S 6/2016 Nobunaga
D760,152 S 6/2016 Reim
D761,721 S * 7/2016 Kuwano D12/579
D765,583 S 9/2016 Wang
D780,098 S * 2/2017 Sareen D12/579
D780,674 S * 3/2017 Chen D12/579
D832,197 S * 10/2018 Guo D12/579
D838,661 S * 1/2019 Shin D12/579
D843,926 S * 3/2019 Bonko D12/579
2014/0326379 A1 11/2014 Tanaka

* cited by examiner

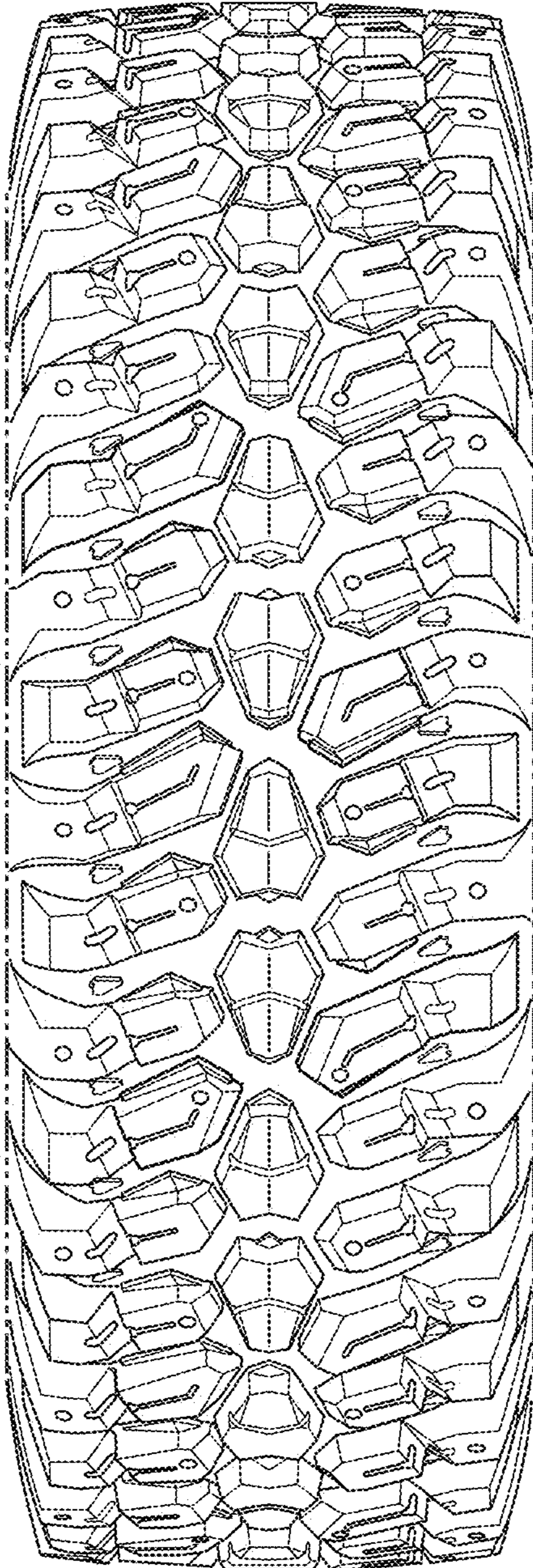


FIG. 2

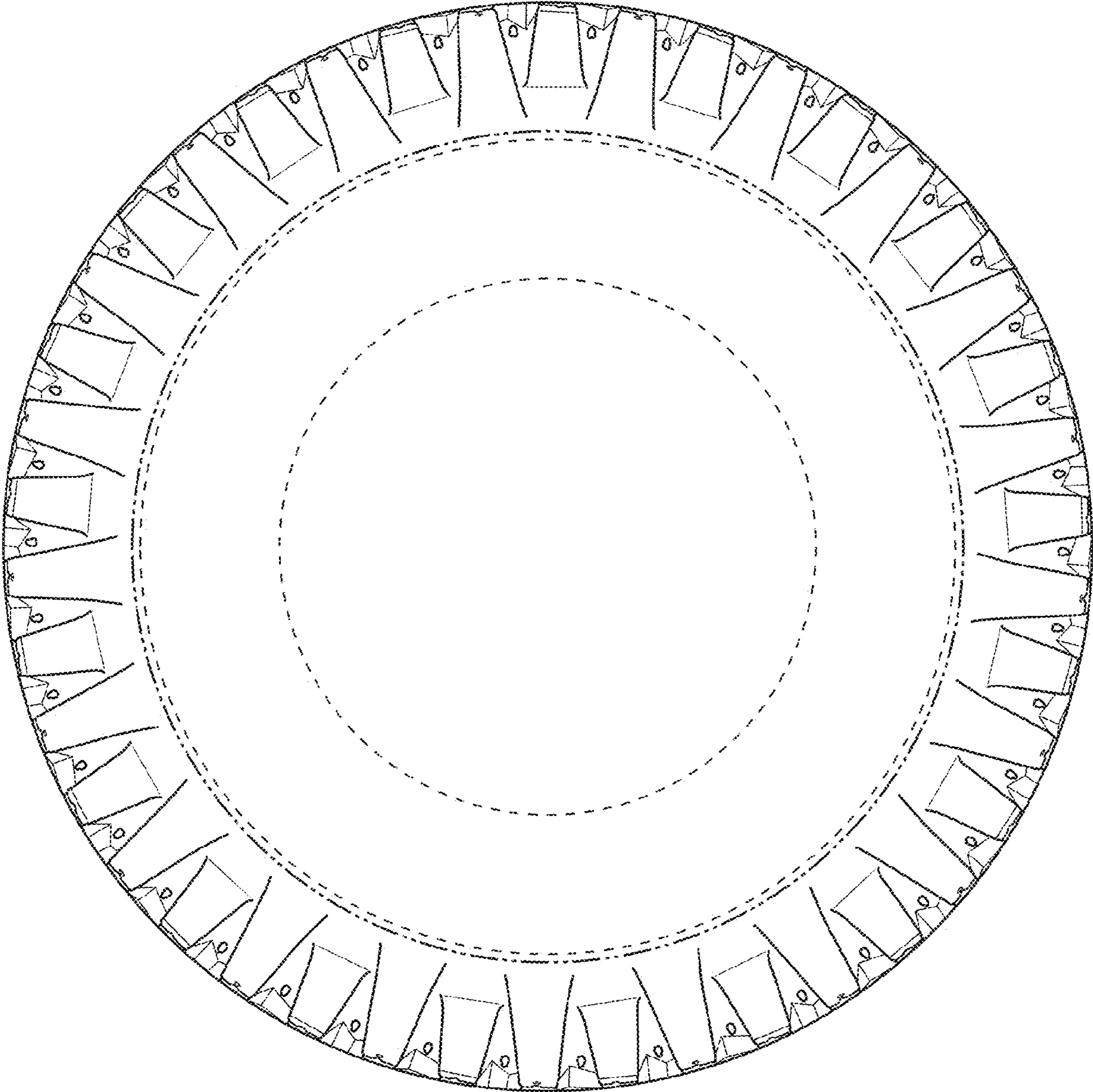


FIG. 3

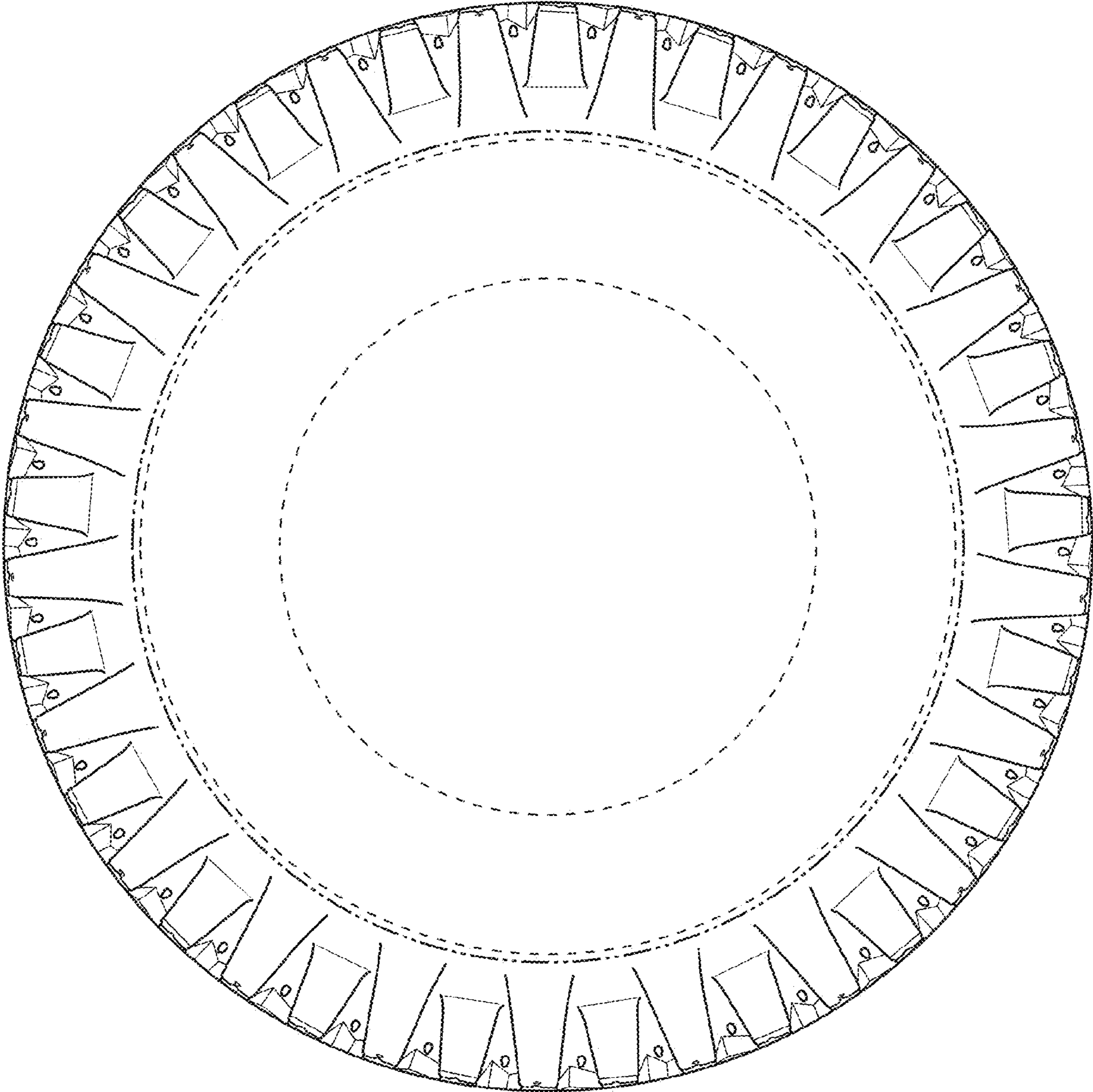


FIG. 4