



US00D913205S

(12) **United States Design Patent**
Koog

(10) **Patent No.:** **US D913,205 S**
(45) **Date of Patent:** **** Mar. 16, 2021**

(54) **TIRE TREAD**

(71) Applicant: **Hankook Tire Co., Ltd.**, Seoul (KR)

(72) Inventor: **Ha Eun Koog**, Seoul (KR)

(73) Assignee: **HANKOOK TIRE CO., LTD.**, Seoul (KR)

(**) Term: **15 Years**

(21) Appl. No.: **29/677,558**

(22) Filed: **Jan. 22, 2019**

(30) **Foreign Application Priority Data**

Jul. 25, 2018 (KR) 30-2018-0034566

(51) **LOC (13) Cl.** **12-15**

(52) **U.S. Cl.**
USPC **D12/563**

(58) **Field of Classification Search**
USPC D12/533-567, 604
CPC Y10T 152/10027; B60C 1/0016; B60C 11/0306; B60C 11/0302; B60C 3/06; B60C 9/17

See application file for complete search history.

(56) **References Cited**

U.S. PATENT DOCUMENTS

D399,798 S * 10/1998 Grosskopf D12/566
D512,369 S * 12/2005 Lo B60C 11/01
D731,956 S * 6/2015 Wang D12/548
D741,786 S * 10/2015 Koog D12/563
D786,782 S * 5/2017 Dixon D12/563

D796,426 S * 9/2017 Liu D12/536
D860,920 S * 9/2019 Voss D12/544
2013/0263988 A1* 10/2013 Minoli B60C 11/0316
152/209.19

* cited by examiner

Primary Examiner — John A Voytek
(74) *Attorney, Agent, or Firm* — Hamre, Schumann, Mueller & Larson, P.C.

(57) **CLAIM**

The ornamental design for a tire tread, as shown and described.

DESCRIPTION

FIG. 1 is a perspective view of a tire tread showing my new design, it being understood that the pattern is repeated uniformly throughout the circumference of the tread; FIG. 2 is a front elevational view thereof; a top plan view thereof is identical to the front elevational view; and a bottom plan view thereof is identical to the front elevational view; FIG. 3 is a rear elevational view thereof; FIG. 4 is a left side view thereof; and a right side view thereof is a mirror image of the left side view; and, FIG. 5 is an enlarged fragmentary view of the upper 5-5 to lower 5-5 in FIG. 2.

The broken lines illustrate environmental subject matter only and form no part of the claimed design. The dash-dot-dash broken lines define the boundary of the tire tread and form no part of the claimed design. Surface shading lines in the drawings depict the character or contour of the surfaces represented and are not themselves separate elements of said design. Stippling in the drawings depicts the character of the surfaces represented and is not a separate element of said design.

1 Claim, 5 Drawing Sheets

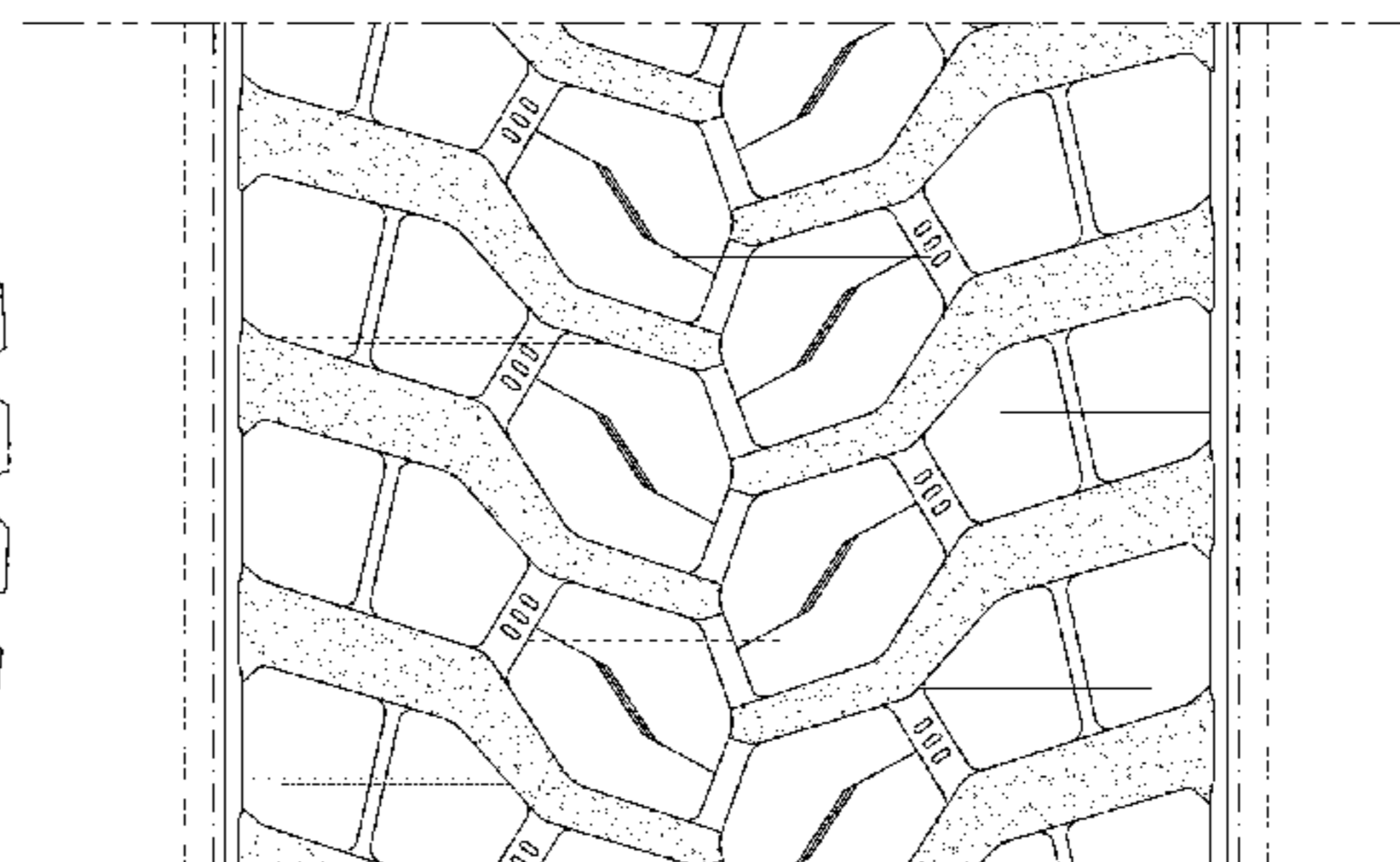
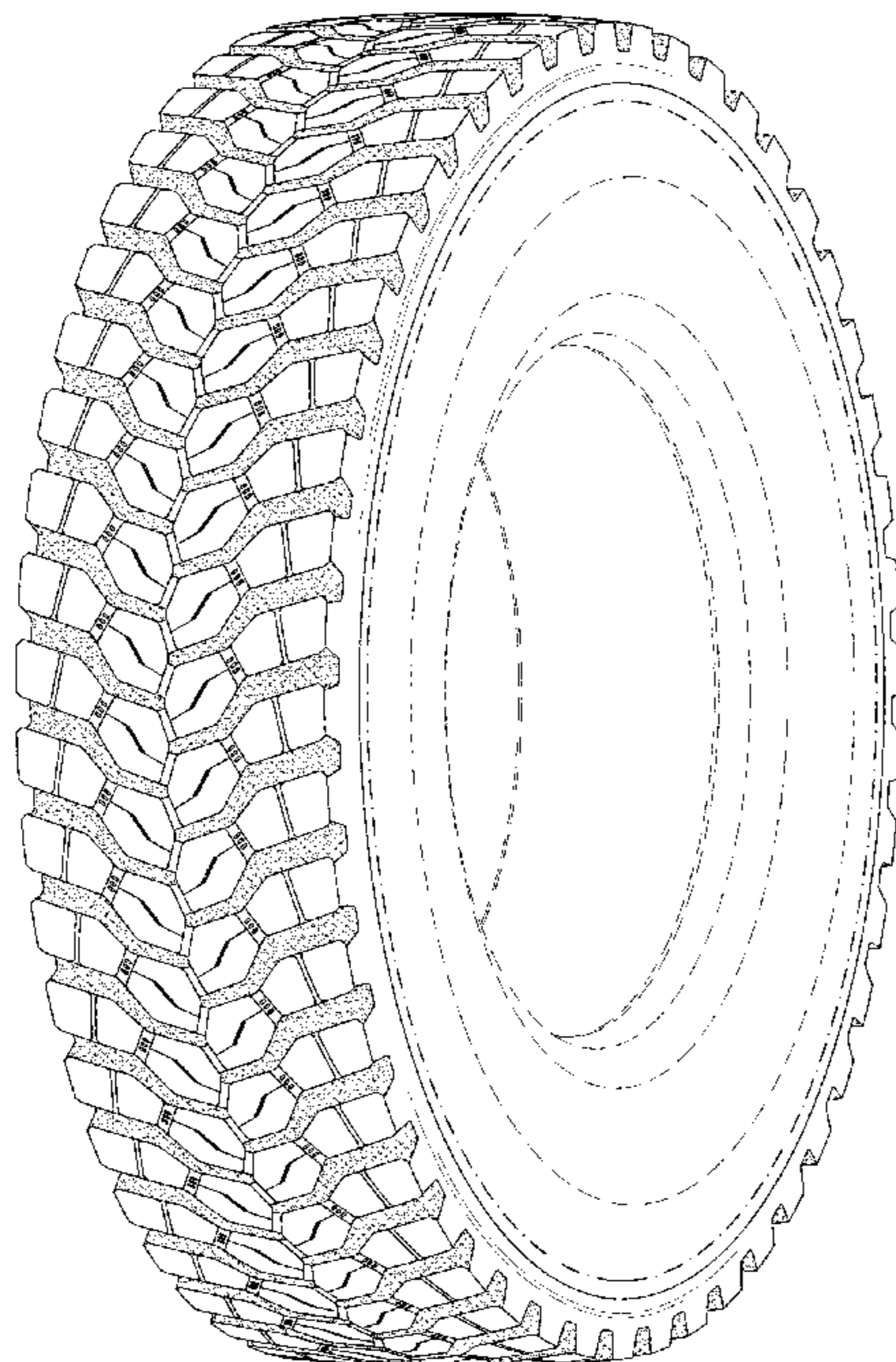


Fig. 1

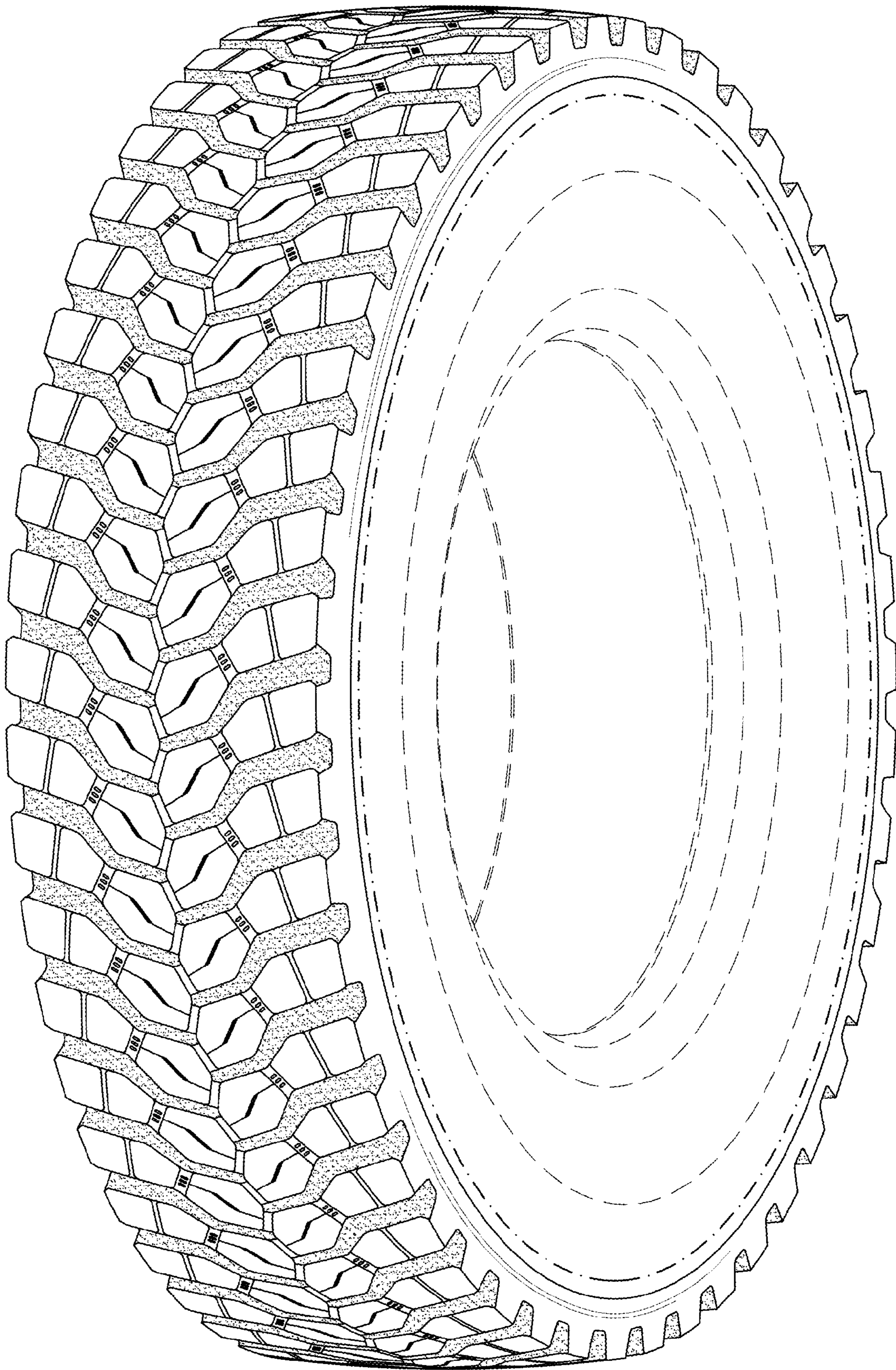


Fig. 2

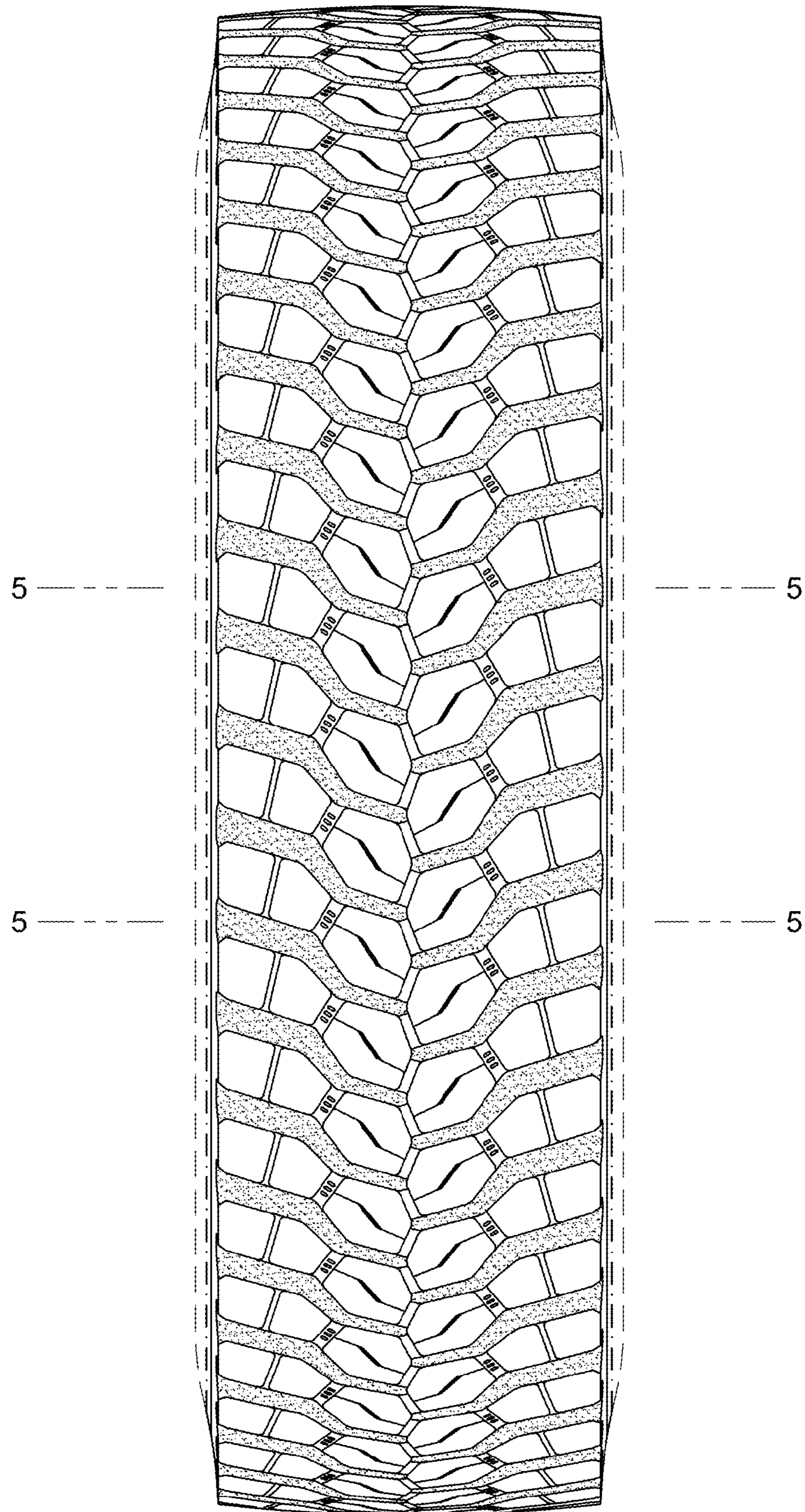


Fig. 3

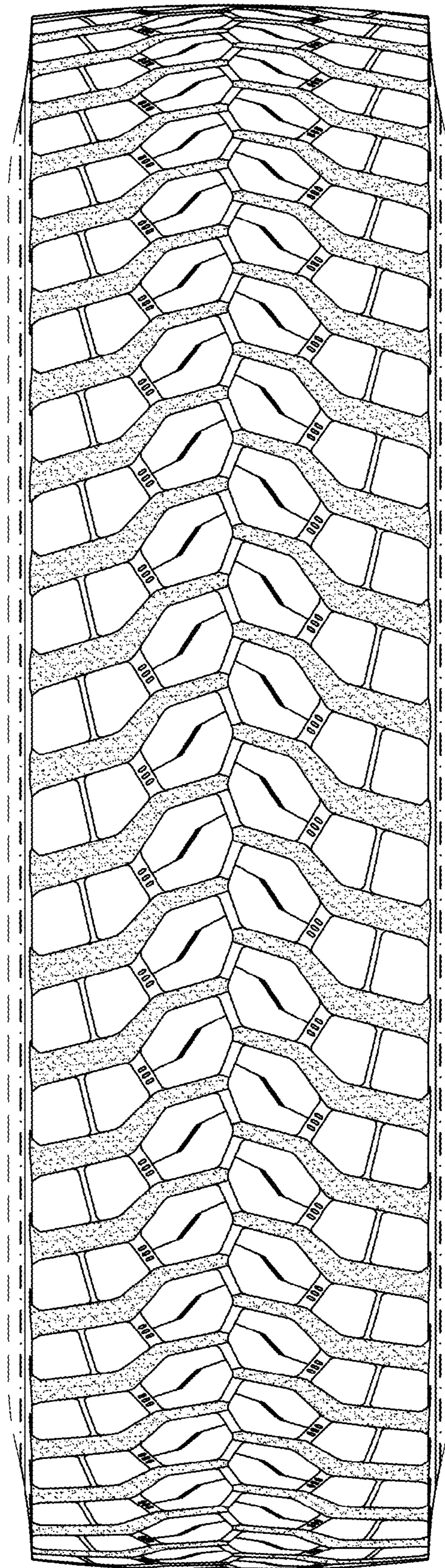



Fig. 4



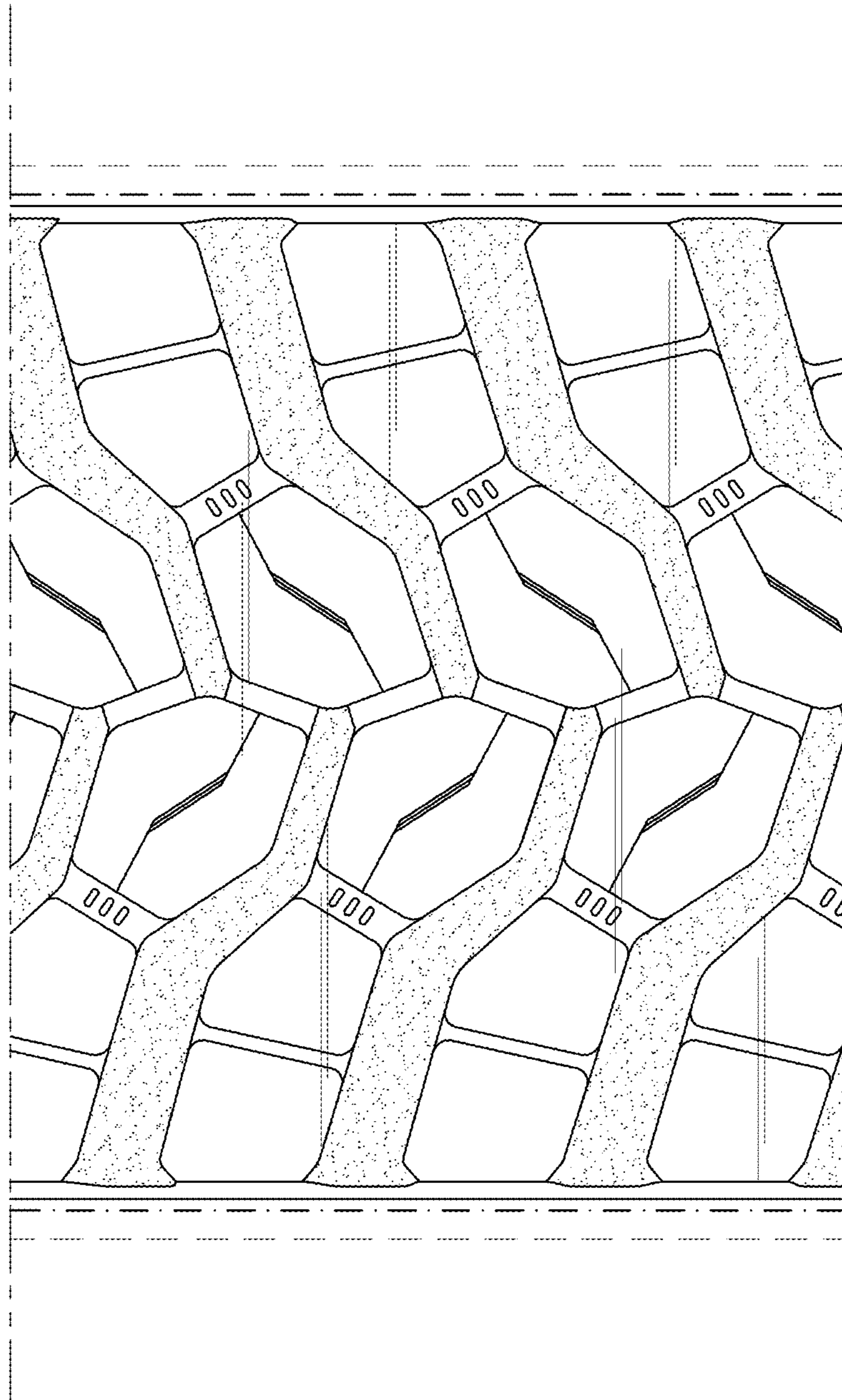


Fig. 5