



US00D913190S

(12) **United States Design Patent**
Builder et al.

(10) **Patent No.:** **US D913,190 S**
(45) **Date of Patent:** **** Mar. 16, 2021**

- (54) **FLOATING PLATFORM**
- (71) Applicant: **Nautibuoy Marine Limited**, Devon (GB)
- (72) Inventors: **Clay Livingston Builder**, Dartington (GB); **Nina Anderson**, Dartington (GB)
- (73) Assignee: **Nautibuoy Marine Limited**, Devon (GB)

- 6,089,176 A * 7/2000 Costello B63B 35/34
114/263
- 6,098,564 A * 8/2000 Zeilinger B63C 13/00
114/263
- 6,102,759 A * 8/2000 Klimenko A47C 27/081
441/129
- 6,135,045 A * 10/2000 Staff B63B 7/06
114/266
- D482,315 S * 11/2003 Bridge D12/316
(Continued)

- (**) Term: **15 Years**
- (21) Appl. No.: **29/662,412**
- (22) Filed: **Sep. 5, 2018**

- (30) **Foreign Application Priority Data**
Mar. 5, 2018 (EM) 004740025-0032
- (51) **LOC (13) Cl.** **12-06**
- (52) **U.S. Cl.**
USPC **D12/316**
- (58) **Field of Classification Search**
USPC D12/316, 317; D21/801, 803
CPC B63C 1/02; B63C 1/04; B63C 7/08; B63C
7/10; B63C 2009/042; B63B 35/00; B63B
35/58; B63B 35/613; B63B 17/00; B63B
2027/145; B63B 2029/022; B63B 7/08;
B63B 7/082; B63B 7/085
See application file for complete search history.

- (56) **References Cited**
U.S. PATENT DOCUMENTS
2,850,252 A * 9/1958 Ford B64F 1/36
244/114 R
3,675,377 A * 7/1972 Suter E04H 15/20
52/2.16
5,390,620 A * 2/1995 Murphy B63B 35/38
114/263
5,870,964 A * 2/1999 Gerber B63B 5/24
114/263

OTHER PUBLICATIONS

Nautibuoy Marine Brochure, uploaded online Feb. 2017, dated as Nov. 2016 [online], [site visited Nov. 25, 2019]. Available from Internet: <URL:http://http://baxtermarine.com/wp-content/uploads/2017/02/Nautibuoy-Brochure-Nov-2016.pdf> (Year: 2016).*
(Continued)

Primary Examiner — Cynthia M. Chin
(74) *Attorney, Agent, or Firm* — Optimus Patents US. LLC

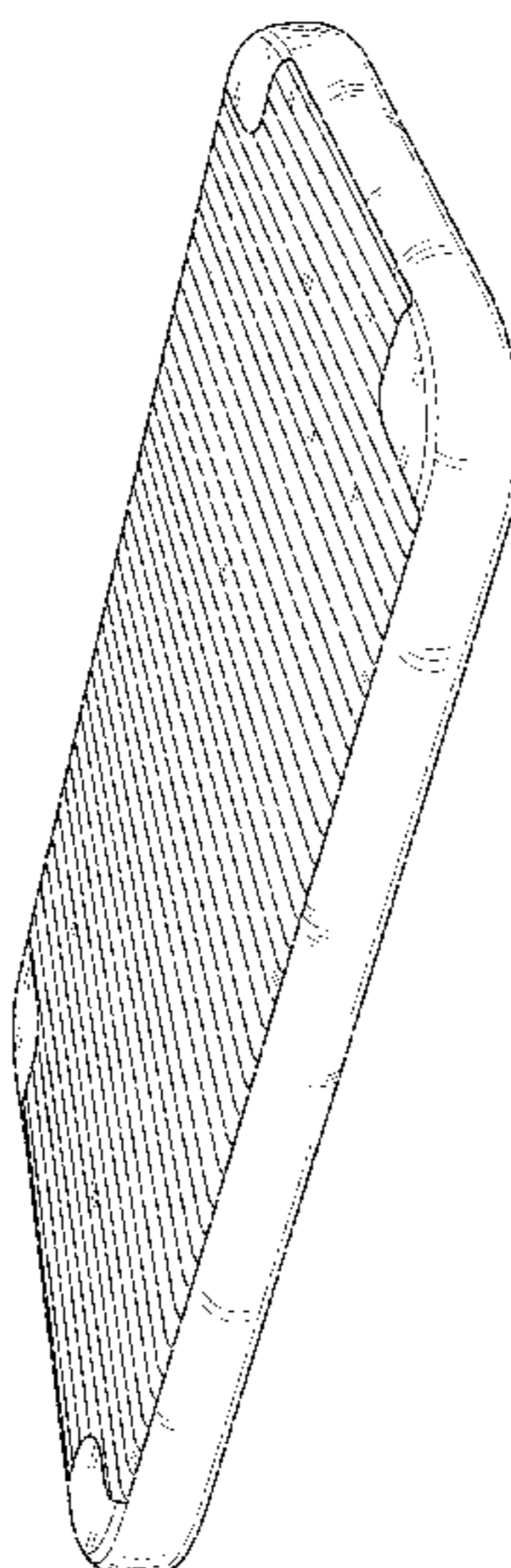
(57) **CLAIM**

The ornamental design for a floating platform, as shown and described.

DESCRIPTION

FIG. 1 is a top perspective view of a platform for yachts; FIG. 2 is a bottom perspective view thereof; FIG. 3 is a left and right side view thereof; FIG. 4 is a front and rear view thereof; FIG. 5 is top view thereof; and, FIG. 6 is a bottom view thereof. Shading lines are for illustrative purposes only and form no part of the claimed design. The shading lines shown in the drawing represent the three-dimensional contour of the claimed design, and are not intended to indicate surface decoration.

1 Claim, 6 Drawing Sheets



(56)

References Cited

U.S. PATENT DOCUMENTS

6,659,822 B1 * 12/2003 Dombeck B63B 34/00
441/35
6,805,066 B2 * 10/2004 Johnson B63B 35/58
114/266
D510,062 S * 9/2005 McCormack D12/316
7,000,558 B2 * 2/2006 Johnson B63B 3/08
114/266
7,052,344 B1 * 5/2006 Peterson B29D 22/02
441/40
7,328,472 B2 * 2/2008 Chaffee A47C 7/021
5/655.3
7,357,688 B2 * 4/2008 Ferrara B63C 9/081
441/35
7,462,142 B1 * 12/2008 Gordon A63B 6/00
482/142
7,837,526 B1 * 11/2010 Doffay B63B 35/36
441/40
D629,484 S * 12/2010 Jackson D21/803
7,867,049 B1 * 1/2011 Doffay B63B 35/58
441/40

8,702,461 B1 * 4/2014 d'Offay B63B 35/58
441/40
D717,900 S * 11/2014 Monroe D21/803
9,302,749 B1 * 4/2016 D'Offay B63B 7/082
9,376,777 B2 * 6/2016 Peterson E01D 15/20
9,688,364 B1 * 6/2017 Fuqua B63B 35/44
10,293,897 B2 * 5/2019 Ruiz B63B 35/14
D857,829 S * 8/2019 Peterson B63B 34/52
D21/809
10,392,084 B2 * 8/2019 Wood B63B 27/143
2001/0036782 A1 * 11/2001 Gredy B63B 21/00
441/129
2003/0028971 A1 * 2/2003 Chaffee A47C 27/10
5/706
2019/0308698 A1 * 10/2019 Builder B63B 35/38
2020/0039616 A1 * 2/2020 Builder B63B 32/83

OTHER PUBLICATIONS

Nautiboy platform—"NautiBuoy charms at SCIBS" uploaded online
May 2016 [site visited Jan. 5, 2020]. Available from Internet:
<URL: <https://superiorjetties.com/2016/05/>> (Year: 2016).*

* cited by examiner

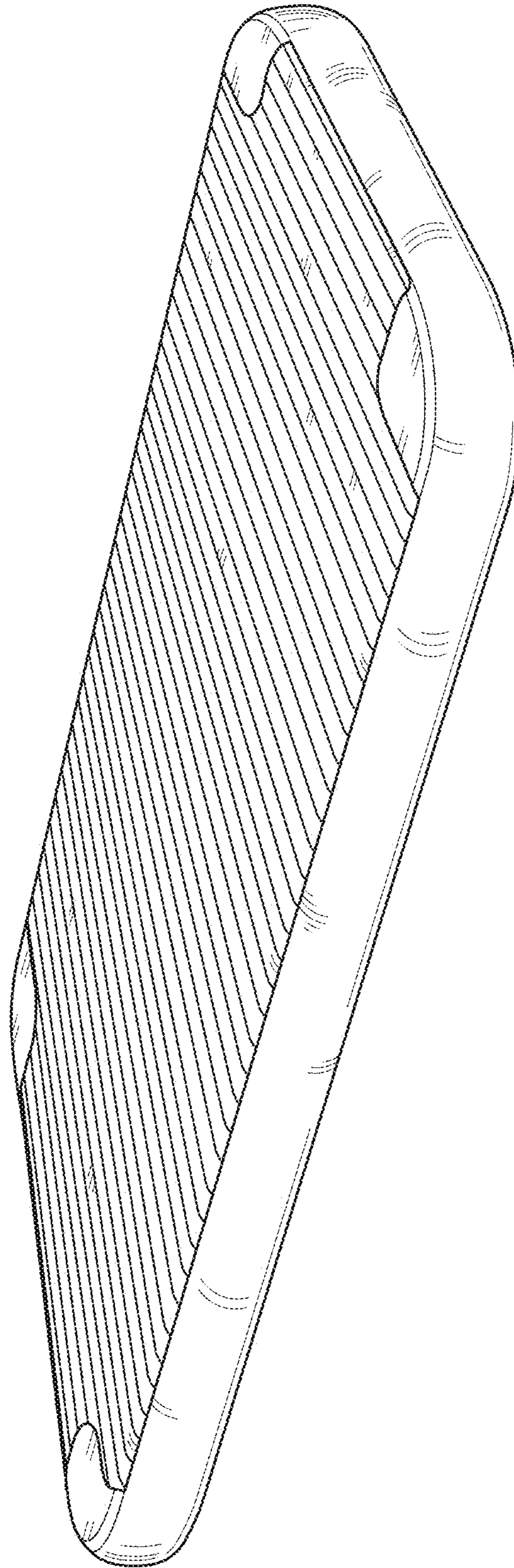


FIG. 1

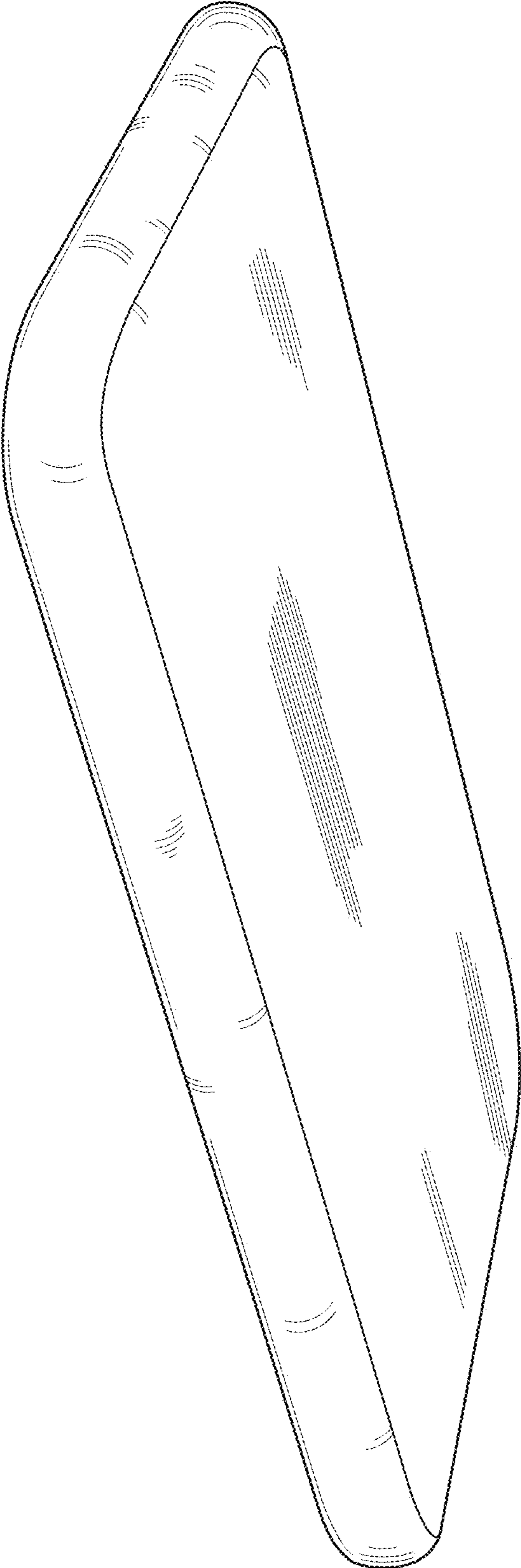


FIG. 2




FIG. 3




FIG. 4




FIG. 5




FIG. 6