



US00D913189S

(12) **United States Design Patent**
Builder et al.

(10) **Patent No.: US D913,189 S**

(45) **Date of Patent: ** *Mar. 16, 2021**

- (54) **FLOATING PLATFORM**
- (71) Applicant: **Nautibuoy Marine Limited**, Devon (GB)
- (72) Inventors: **Clay Livingston Builder**, Dartington (GB); **Nina Anderson**, Dartington (GB)
- (73) Assignee: **Nautibuoy Marine Limited**, Devon (GB)

- 5,390,620 A * 2/1995 Murphy B63B 35/38
114/263
- 5,870,964 A * 2/1999 Gerber B63B 5/24
114/263
- 6,089,176 A * 7/2000 Costello B63B 35/34
114/263
- 6,098,564 A * 8/2000 Zeilinger B63C 13/00
114/263
- 6,102,759 A * 8/2000 Klimenko A47C 27/081
441/129

(Continued)

(*) Notice: This patent is subject to a terminal disclaimer.

(**) Term: **15 Years**

(21) Appl. No.: **29/662,408**

(22) Filed: **Sep. 5, 2018**

(30) **Foreign Application Priority Data**

Mar. 5, 2018 (EM) 004740025-0031

(51) **LOC (13) Cl.** **12-06**

(52) **U.S. Cl.**
USPC **D12/316**

(58) **Field of Classification Search**
USPC D12/316, 317; D21/801, 803
CPC B63C 1/02; B63C 1/04; B63C 7/08; B63C
7/10; B63C 2009/042; B63B 35/00; B63B
35/58; B63B 35/613; B63B 17/00; B63B
2027/145; B63B 2029/022; B63B 7/08;
B63B 7/082; B63B 7/085

See application file for complete search history.

(56) **References Cited**

U.S. PATENT DOCUMENTS

- 2,850,252 A * 9/1958 Ford B64F 1/36
244/114 R
- 3,675,377 A * 7/1972 Suter E04H 15/20
52/2.16

OTHER PUBLICATIONS

Nautibuoy Marine Brochure, uploaded online Feb. 2017, dated as Nov. 2016 [online], [site visited Nov. 25, 2019]. Available from Internet: <URL:http://http://baxtermarine.com/wp-content/uploads/2017/02/Nautibuoy-Brochure-Nov-2016.pdf> (Year: 2016).*

(Continued)

Primary Examiner — Cynthia M. Chin

(74) *Attorney, Agent, or Firm* — Optimus Patents US, LLC

(57) **CLAIM**

The ornamental design for a floating platform, as shown and described.

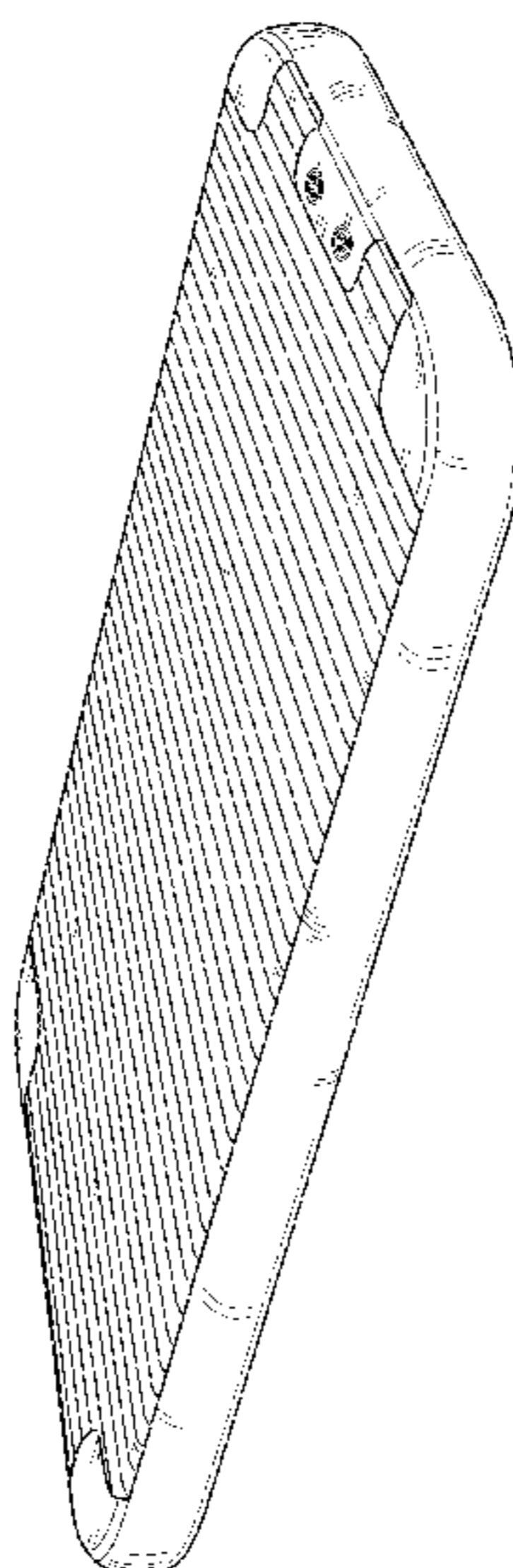
DESCRIPTION

FIG. 1 is a top perspective view of a platform for yachts; FIG. 2 is a bottom perspective view thereof; FIG. 3 is a left and right side view thereof; FIG. 4 is a front view thereof; FIG. 5 is a rear view thereof; FIG. 6 is top view thereof; and, FIG. 7 is a bottom view thereof.

Shading lines are for illustrative purposes only and form no part of the claimed design.

The shading lines shown in the drawing represent the three-dimensional contour of the claimed design, and are not intended to indicate surface decoration.

1 Claim, 7 Drawing Sheets



(56)

References Cited

U.S. PATENT DOCUMENTS

6,135,045 A * 10/2000 Staff B63B 7/06
 114/266
 D482,315 S * 11/2003 Bridge D12/316
 6,659,822 B1 * 12/2003 Dombeck B63B 34/00
 441/35
 6,805,066 B2 * 10/2004 Johnson B63B 35/58
 114/266
 D510,062 S * 9/2005 McCormack D12/316
 7,000,558 B2 * 2/2006 Johnson B63B 3/08
 114/266
 7,052,344 B1 * 5/2006 Peterson B29D 22/02
 441/40
 7,328,472 B2 * 2/2008 Chaffee A47C 7/021
 5/655.3
 7,357,688 B2 * 4/2008 Ferrara B63C 9/081
 441/35
 7,462,142 B1 * 12/2008 Gordon A63B 6/00
 482/142
 7,837,526 B1 * 11/2010 Doffay B63B 35/36
 441/40
 D629,484 S * 12/2010 Jackson D21/803

7,867,049 B1 * 1/2011 Doffay B63B 35/58
 441/40
 8,702,461 B1 * 4/2014 d'Offay B63B 35/58
 441/40
 D717,900 S * 11/2014 Monroe D21/803
 9,302,749 B1 * 4/2016 D'Offay B63B 7/082
 9,376,777 B2 * 6/2016 Peterson E01D 15/20
 9,688,364 B1 * 6/2017 Fuqua B63B 35/44
 10,293,897 B2 * 5/2019 Ruiz B63B 35/14
 D857,829 S * 8/2019 Peterson B63B 34/52
 D21/809
 10,392,084 B2 * 8/2019 Wood B63B 27/143
 2001/0036782 A1 * 11/2001 Gredy B63B 21/00
 441/129
 2003/0028971 A1 * 2/2003 Chaffee A47C 27/10
 5/706
 2019/0308698 A1 * 10/2019 Builder B63B 35/38
 2020/0039616 A1 * 2/2020 Builder B63B 32/83

OTHER PUBLICATIONS

Nautiboy platform—"NautiBuoy charms at SCIBS" uploaded online
 May 2016 [site visited Jan. 5, 2020]. Available from Internet:
 <URL: <https://superiorjetties.com/2016/05/>> (Year: 2016).*

* cited by examiner

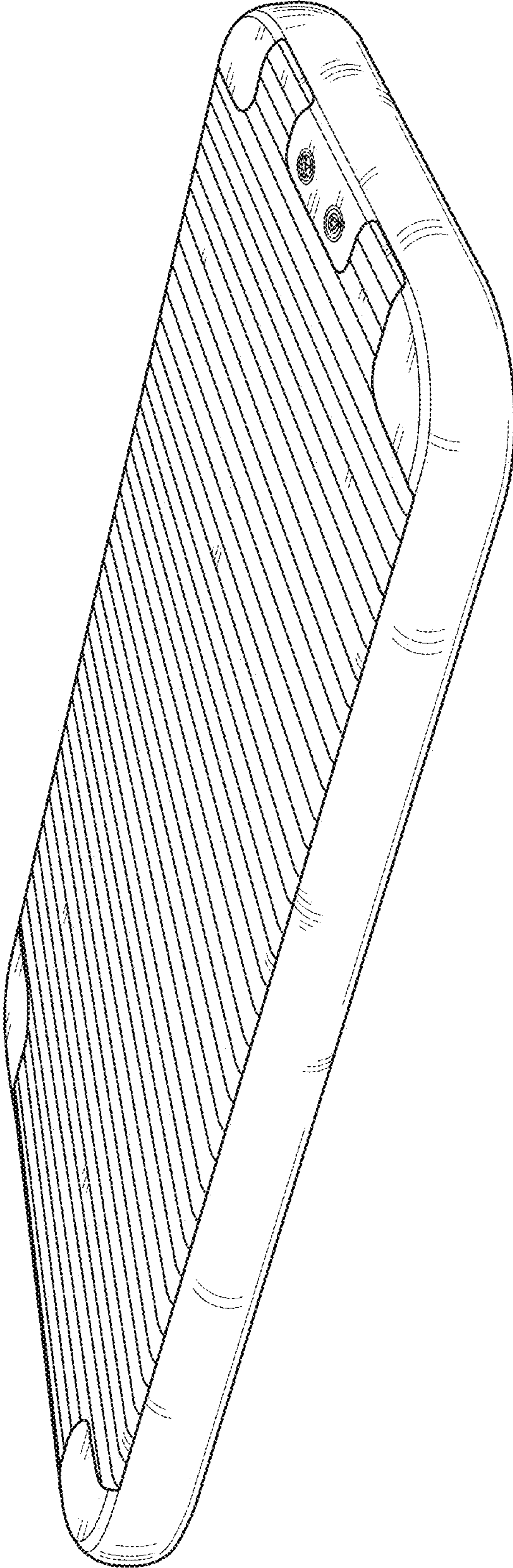


FIG. 1

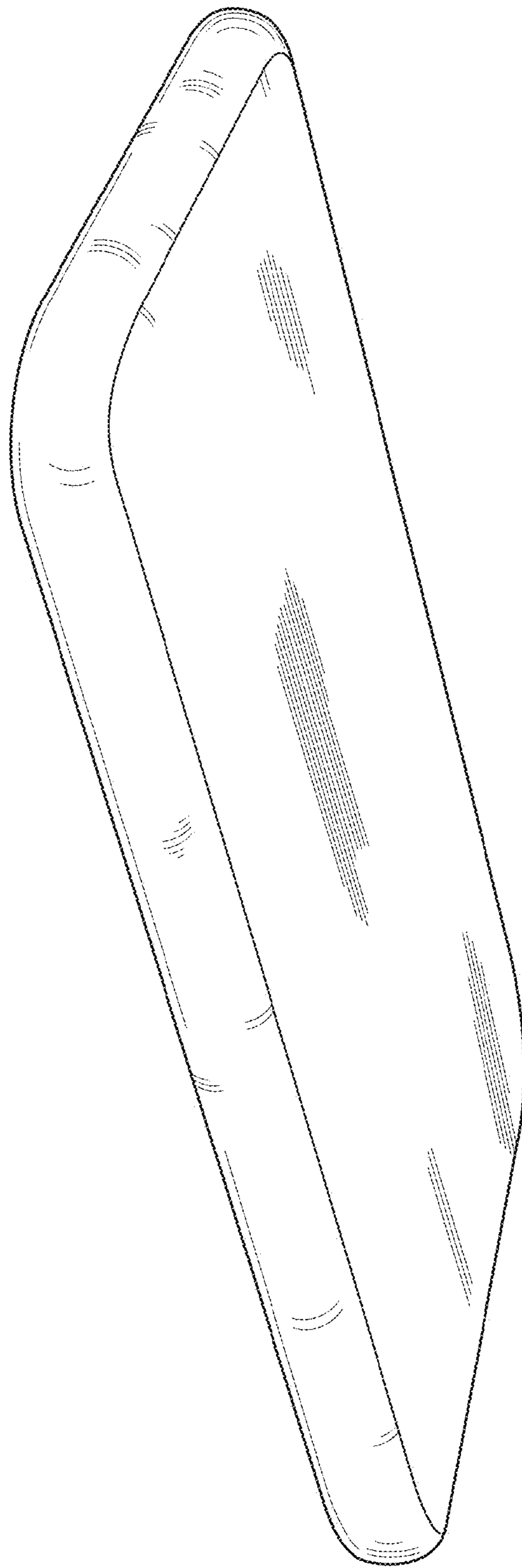


FIG. 2




FIG. 3




FIG. 4



FIG. 5




FIG. 6




FIG. 7