



US00D913182S

(12) **United States Design Patent**
Ma

(10) **Patent No.:** **US D913,182 S**

(45) **Date of Patent:** **** Mar. 16, 2021**

(54) **VEHICLE WHEEL**

(71) Applicant: **CITIC Dicastal Co., Ltd.**,
Qinhuangdao (CN)

(72) Inventor: **Liang Ma**, Qinhuangdao (CN)

(73) Assignee: **CITIC Dicastal Co., Ltd.**,
Qinhuangdao (CN)

(**) Term: **15 Years**

(21) Appl. No.: **29/710,038**

(22) Filed: **Oct. 18, 2019**

(30) **Foreign Application Priority Data**

Jun. 17, 2019 (CN) 201930311915.8

(51) **LOC (13) Cl.** **12-16**

(52) **U.S. Cl.**
USPC **D12/209**

(58) **Field of Classification Search**

USPC D12/204–213; D21/563
CPC B60B 7/00; B60B 7/02; B60B 7/04; B60B
7/01; B60B 7/06; B60B 3/02; B60B 3/04;
B60B 3/06; B60B 3/10; B60B 1/00;
B60B 1/08; B60B 1/10; B60B 1/12

See application file for complete search history.

(56) **References Cited**

U.S. PATENT DOCUMENTS

D430,842 S	*	9/2000	Chinellato	D12/209
D435,004 S	*	12/2000	Noriega	D12/209
D588,517 S	*	3/2009	Aroney	D12/211
D590,322 S	*	4/2009	Rak	D12/211
D655,657 S	*	3/2012	Juergens	D12/209
D683,681 S	*	6/2013	Juergens	D12/209
D686,132 S	*	7/2013	Truebsbach	D12/209
D695,186 S	*	12/2013	Pollmann	D12/209

D710,286 S	*	8/2014	Yamaguchi	D12/209
D726,086 S	*	4/2015	Muntada Roura	D12/209
D729,138 S	*	5/2015	Davidson	D12/209
D746,212 S	*	12/2015	Valencia Pollex	D12/211
D756,878 S	*	5/2016	Valencia Pollex	D12/209
D759,564 S	*	6/2016	Valencia Pollex	D12/209
D781,769 S	*	3/2017	Valencia Pollex	D12/211
D788,003 S	*	5/2017	Conforzi	D12/209
D798,217 S	*	9/2017	Valencia Pollex	D12/211
D804,388 S	*	12/2017	Snyder	D12/209
D806,629 S	*	1/2018	Bridan	D12/211
D815,009 S	*	4/2018	Valencia Pollex	D12/209
D817,247 S	*	5/2018	Valencia Pollex	D12/209
D823,224 S	*	7/2018	Nakamura	D12/211
D826,126 S	*	8/2018	Valencia Pollex	D12/209
D826,826 S	*	8/2018	Back	D12/209
D858,404 S	*	9/2019	Oh	D12/209
D869,367 S	*	12/2019	Rosello Visa	D12/209
D870,628 S	*	12/2019	Bjerke	D12/209
D877,023 S	*	3/2020	Valencia Pollex	D12/209
D877,025 S	*	3/2020	Rosello Visa	D12/209
D877,028 S	*	3/2020	Kusunoki	D12/209
D878,269 S	*	3/2020	Hoffner	D12/209
D880,392 S	*	4/2020	Meng	D12/209

(Continued)

Primary Examiner — Stacia A Cadmus

(74) *Attorney, Agent, or Firm* — IPro, PLLC; Qian Gu

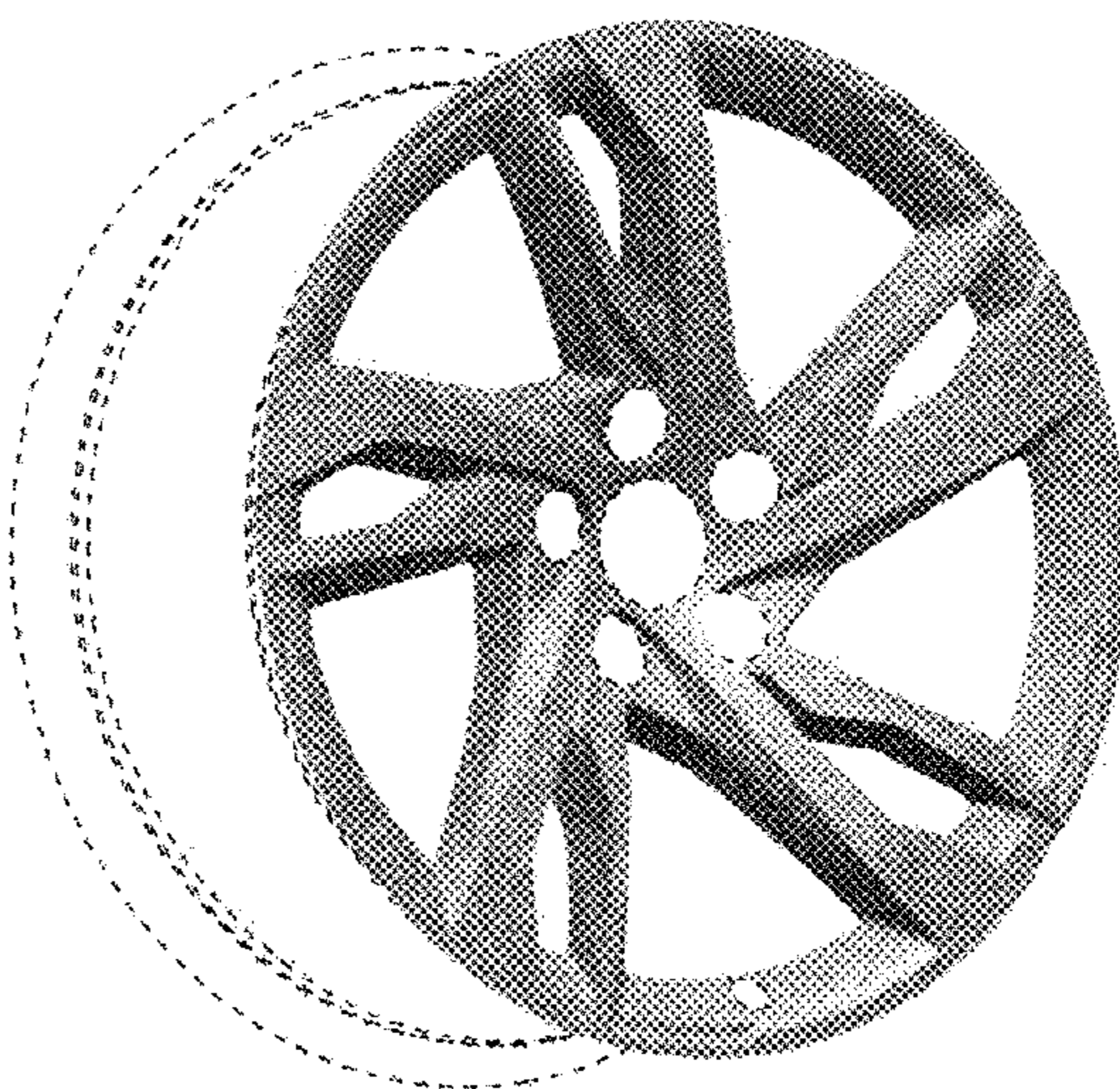

(57) **CLAIM**

The ornamental design for a vehicle wheel, as shown and described.

DESCRIPTION

FIG. 1 is a front view of a vehicle wheel.
FIG. 2 is a perspective view of the vehicle wheel; and,
FIG. 3 is a left side view of the vehicle wheel.
The broken line showing of the rear of the rim, the valve stem hole, the bolt holes and the center hole in the central hub area is included for the purpose of illustrating environment and forms no part of the claimed design.

1 Claim, 3 Drawing Sheets



(56)

References Cited

U.S. PATENT DOCUMENTS

D880,394 S	*	4/2020	Wang	D12/209
D881,779 S	*	4/2020	Tomasson	D12/209
D887,941 S	*	6/2020	Han	D12/209
D893,384 S	*	8/2020	Tanaka	D12/209

* cited by examiner



FIG. 1




FIG. 2




FIG. 3