



US00D913167S

(12) **United States Design Patent** (10) **Patent No.:** **US D913,167 S**
Metros et al. (45) **Date of Patent:** **** Mar. 16, 2021**

(54) **VEHICLE FRONT LOWER BUMPER COVER**

(71) Applicant: **Ford Global Technologies, LLC**,
Dearborn, MI (US)

(72) Inventors: **Craig S. Metros**, Bloomfield, MI (US);
Darrell Behmer, Novi, MI (US);
Melvin Betancourt, Shelby Township,
MI (US); **Christopher Stevens**, Detroit,
MI (US)

(73) Assignee: **Ford Global Technologies, LLC**,
Dearborn, MI (US)

(**) Term: **15 Years**

(21) Appl. No.: **29/673,783**

(22) Filed: **Dec. 18, 2018**

(51) **LOC (13) Cl.** **12-16**

(52) **U.S. Cl.**
USPC **D12/169**

(58) **Field of Classification Search**
USPC D12/163, 196, 86, 90-92, 169, 190, 98,
D12/164; 293/102, 113, 115, 117, 120,
293/193.11; 296/180.1, 180.2; 180/68.1,
180/68.6
CPC B60R 19/02; B60R 19/04; B62D 25/08
See application file for complete search history.

(56) **References Cited**

U.S. PATENT DOCUMENTS

D678,142 S	3/2013	Behmer et al.	
D678,143 S	3/2013	Behmer et al.	
D744,916 S	12/2015	Curic et al.	
D791,032 S *	7/2017	Henstridge	D12/196
D805,446 S *	12/2017	Villamizar	D12/169
D810,636 S *	2/2018	Villamizar	D12/169
D811,959 S *	3/2018	Perkins	D12/169

D813,746 S	3/2018	Behmer et al.	
D813,747 S	3/2018	Behmer et al.	
D817,242 S *	5/2018	Anderson	D12/196
D829,145 S *	9/2018	Meeker	D12/196
D834,470 S *	11/2018	Anderson	D12/169
D853,293 S *	7/2019	Heroux	D12/196
D869,358 S *	12/2019	Betancourt	D12/169
D869,365 S *	12/2019	Woodhouse	D12/196
D876,999 S *	3/2020	Wiltshire	D12/169
D890,039 S *	7/2020	Platto	D12/196
D890,040 S *	7/2020	Platto	D12/169
D891,342 S *	7/2020	Woodhouse	D12/196
D899,326 S *	10/2020	Betancourt	D12/169

OTHER PUBLICATIONS

Reese Counts, 2020 Ford Shelby GT500 revealed in Instagram post,
<https://www.autoblog.com> Oct. 18, 2018.

* cited by examiner

Primary Examiner — Melody N Brown


(57) **CLAIM**

The ornamental design for a vehicle front lower bumper cover, as shown and described.

DESCRIPTION

FIG. 1 is a front elevational view of a vehicle front lower bumper cover, showing our new design;
FIG. 2 is a left side elevational view thereof;
FIG. 3 is a right side elevational view thereof;
FIG. 4 is a top plan view thereof;
FIG. 5 is a bottom plan view thereof;
FIG. 6 is a top, front and left side perspective view thereof;
and,
FIG. 7 is a bottom, front and left side perspective view thereof.

1 Claim, 7 Drawing Sheets






Fig. 1




Fig. 2




Fig. 3

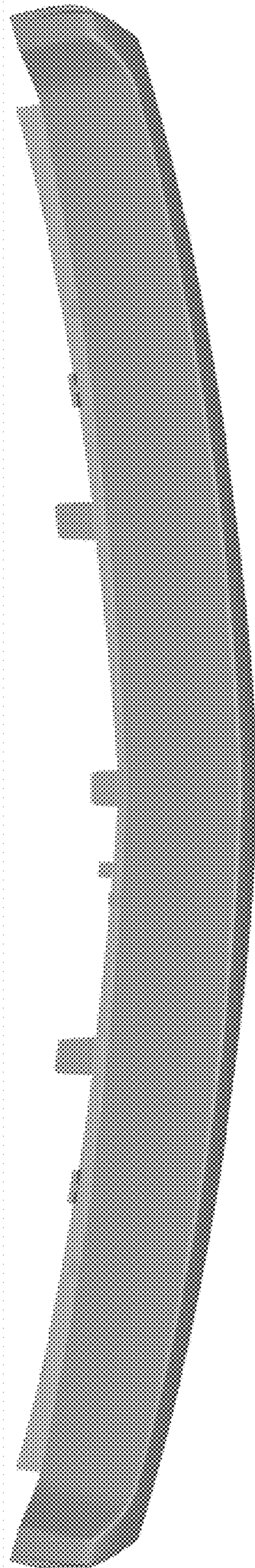


Fig. 4




Fig. 5

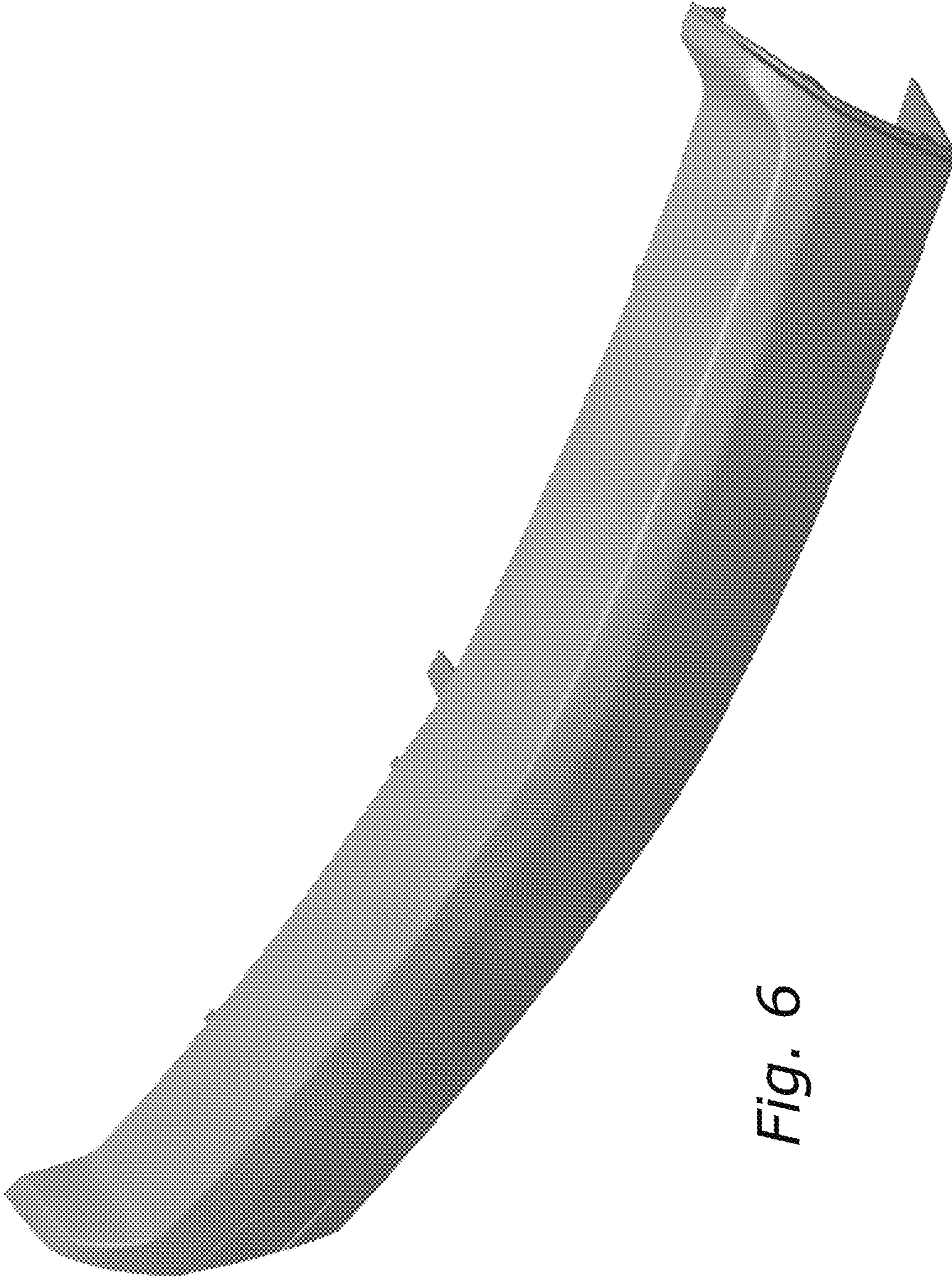


Fig. 6




Fig. 7