



US00D913155S

(12) **United States Design Patent** (10) **Patent No.:** **US D913,155 S**
Pishevar et al. (45) **Date of Patent:** **** Mar. 16, 2021**

(54) **AUTOMOBILE BODY**
(71) Applicant: **DaVinci Electric Motors Corporation,**
Miami, FL (US)
(72) Inventors: **Shervin Pishevar,** Miami, FL (US);
Eduard Gray, Vargön (SE)
(73) Assignee: **DaVinci Electric Motors Corporation,**
Miami, FL (US)

D763,734 S * 8/2016 Castriota D12/88
D766,776 S * 9/2016 Rezvani D12/88
D769,152 S * 10/2016 Perini D12/88
D774,416 S * 12/2016 Perini D12/88
D774,947 S * 12/2016 Anscheidt D12/88
D774,949 S * 12/2016 Okuyama D12/92
D790,398 S * 6/2017 Perini D12/88
D790,402 S * 6/2017 Perini D12/92
D826,089 S * 8/2018 Lesnik D12/88
D826,092 S * 8/2018 Manzoni D12/92
D829,607 S * 10/2018 Jin D12/88
D830,904 S * 10/2018 Jin D12/88

(**) Term: **15 Years**

* cited by examiner

(21) Appl. No.: **29/721,072**

Primary Examiner — Melody N Brown

(22) Filed: **Jan. 17, 2020**

(74) *Attorney, Agent, or Firm* — Perkins Coie LLP

(51) **LOC (13) Cl.** **12-08**

(57) **CLAIM**

(52) **U.S. Cl.**
USPC **D12/88**

The ornamental design for an automobile body, as shown and described.

(58) **Field of Classification Search**
USPC D12/86, 90–92, 88; D21/424, 433, 434,
D21/533; 296/181.1–181.5, 183.1
CPC B62D 25/00; B62D 25/06; B62D 33/00;
B62D 35/00
See application file for complete search history.

DESCRIPTION

(56) **References Cited**


U.S. PATENT DOCUMENTS

D576,523 S * 9/2008 Battams D12/88
D631,796 S * 2/2011 Castriota D12/92
D710,257 S * 8/2014 Giovannini D12/92
D710,259 S * 8/2014 Baccino D12/92
D717,213 S * 11/2014 Borgogno D12/92
D741,753 S * 10/2015 Perini D12/92
D744,901 S * 12/2015 Fulgenzi D12/92

FIG. 1 is a top, front and right side perspective view of an automobile body showing our new design;
FIG. 2 is a top, rear and left side perspective view thereof;
FIG. 3 is a right side elevation view thereof;
FIG. 4 is a left side elevation view thereof;
FIG. 5 is a front elevation view thereof;
FIG. 6 is a rear elevation view thereof; and,
FIG. 7 is a top plan view thereof.

The wheels shown in broken lines throughout the drawings views are for environmental and illustrative purposes and form no part of the claimed design.

1 Claim, 5 Drawing Sheets



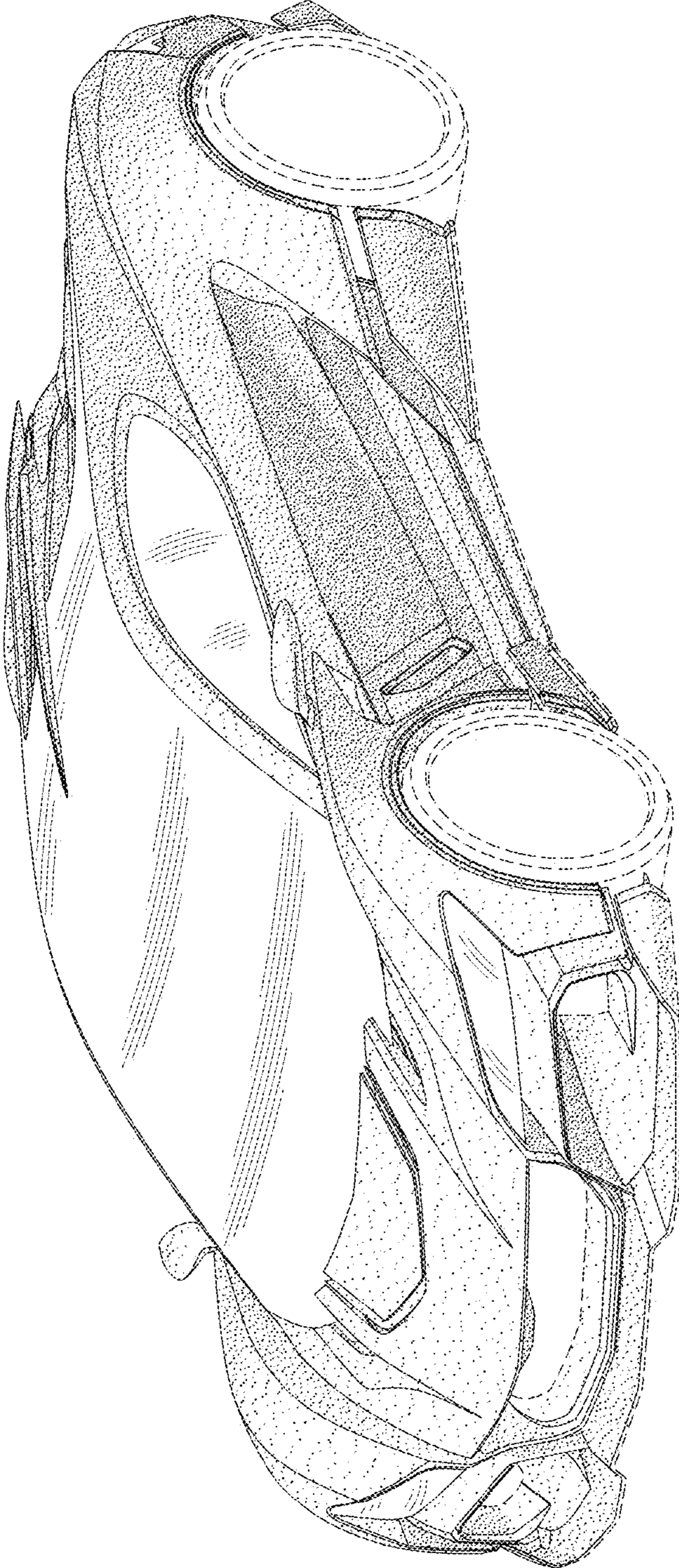


FIG. 1

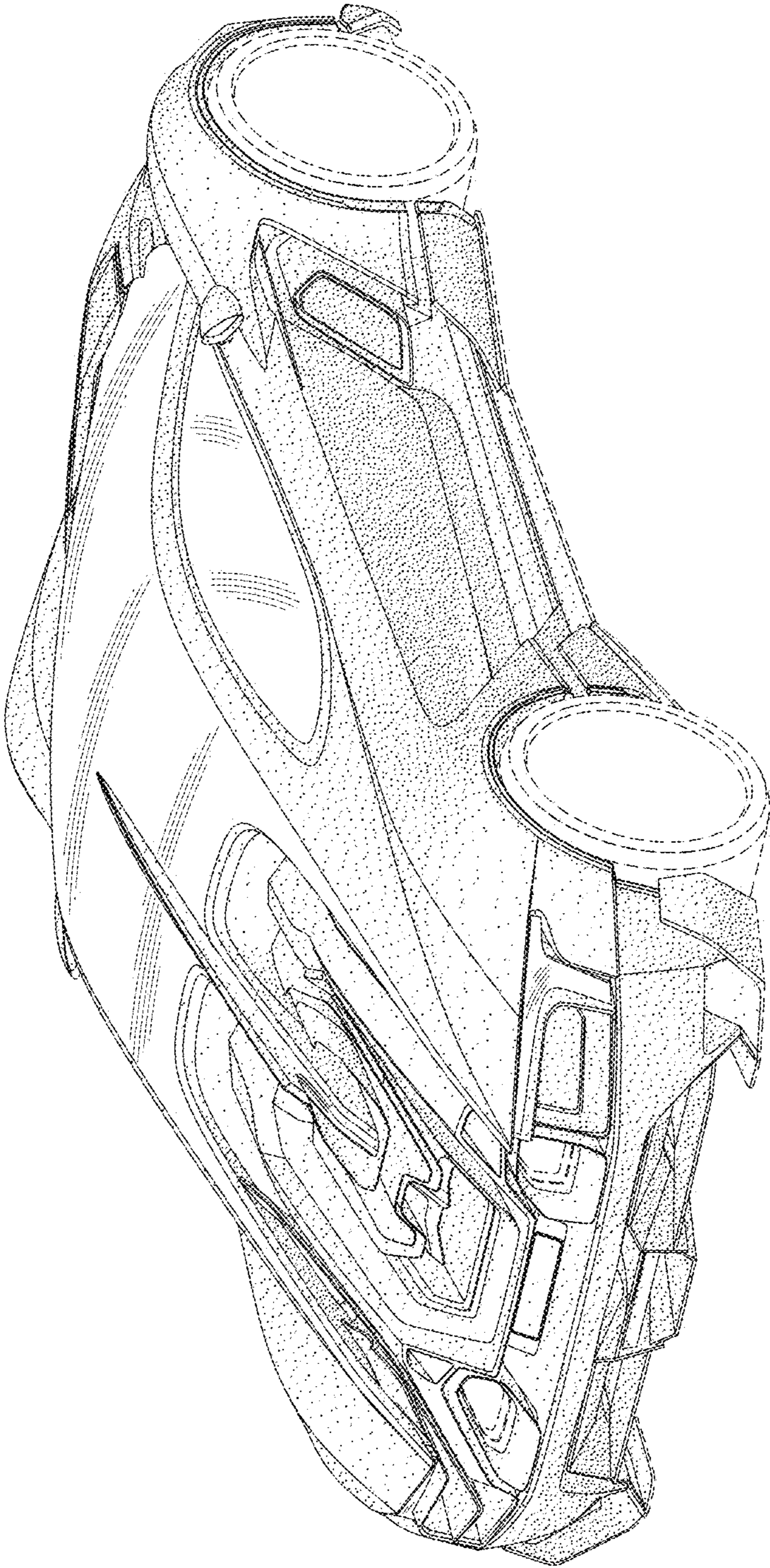


FIG. 2

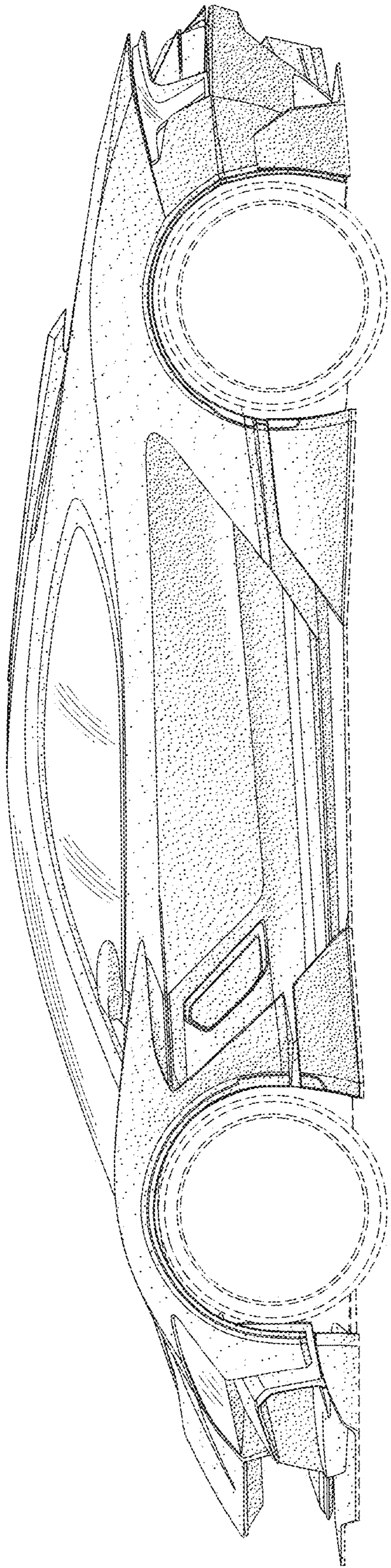


FIG. 3

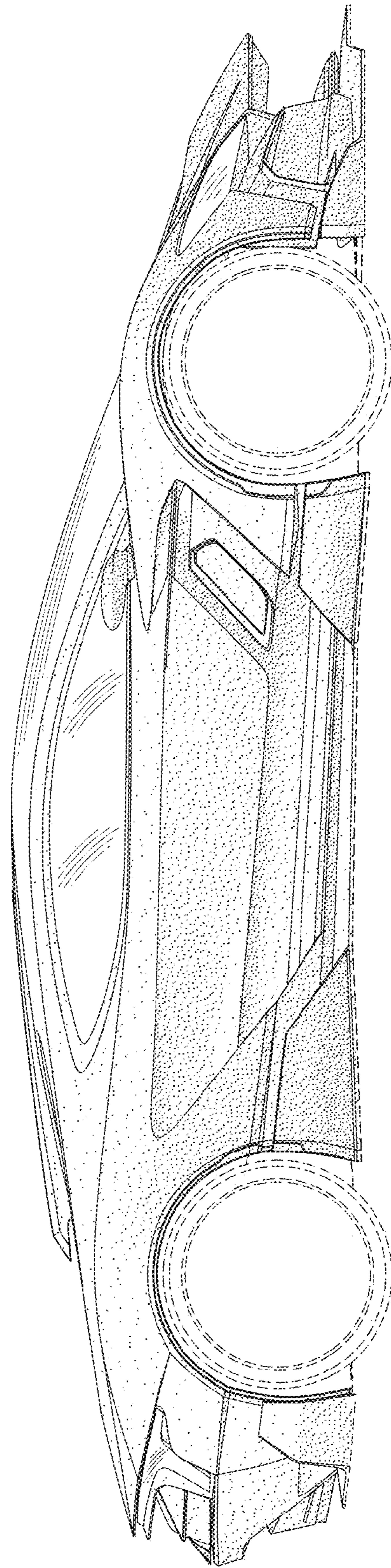


FIG. 4

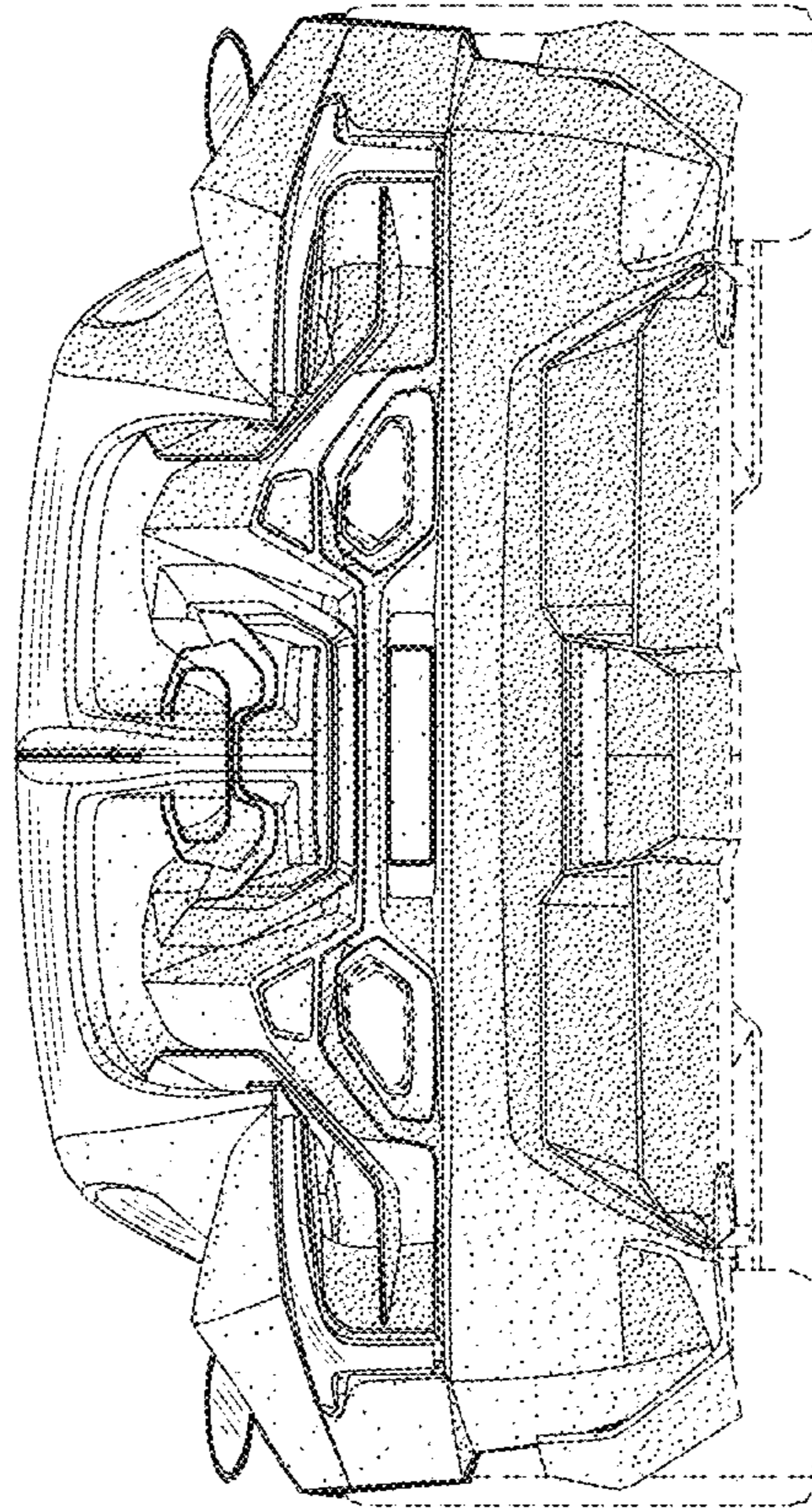


FIG. 6

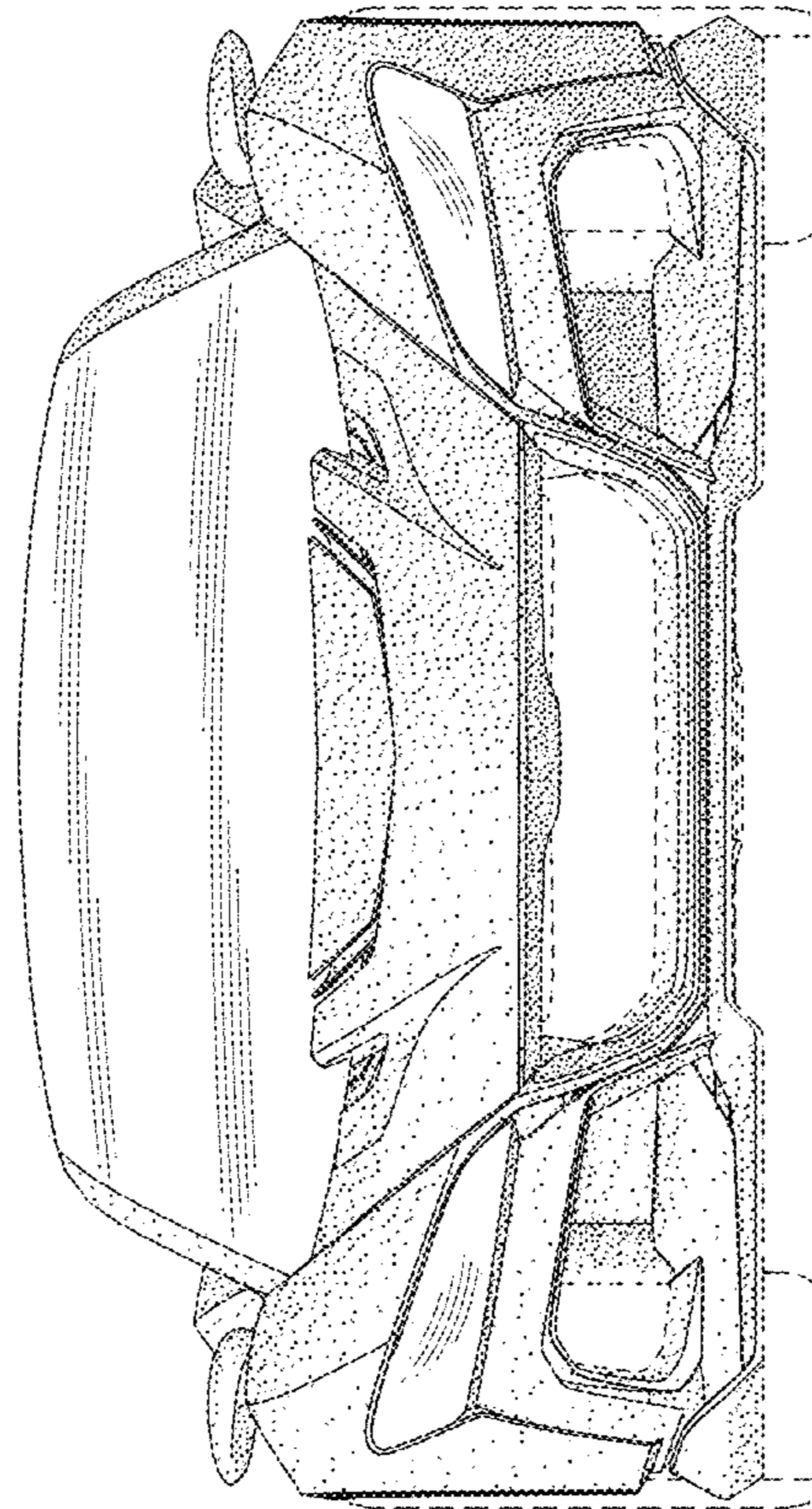


FIG. 5

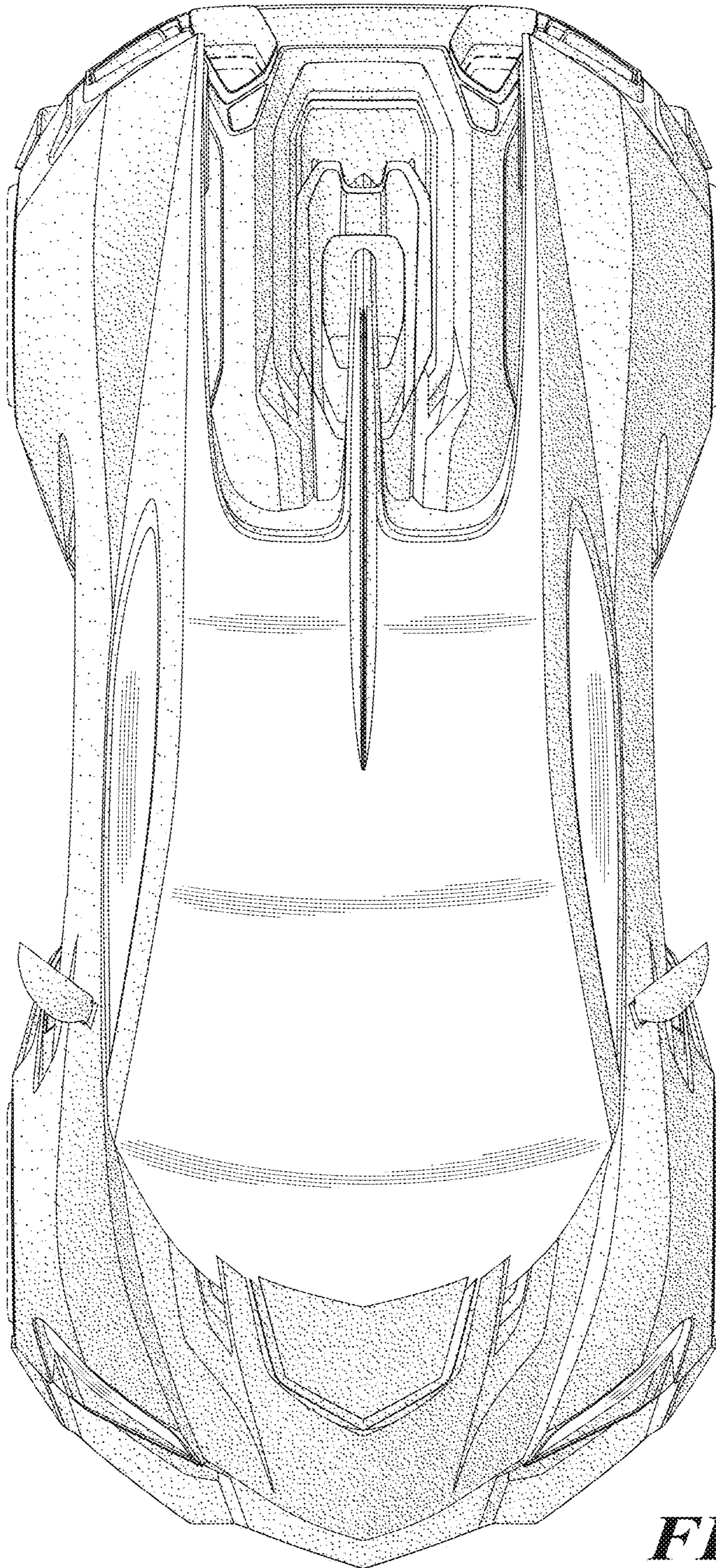


FIG. 7