



US00D913142S

(12) **United States Design Patent**
Zanghi

(10) **Patent No.:** **US D913,142 S**

(45) **Date of Patent:** **** Mar. 16, 2021**

(54) **BRACELET**

(71) Applicant: **Gatherband, LLC**, New York, NY
(US)

(72) Inventor: **Mark Zanghi**, New York, NY (US)

(73) Assignee: **GATHERBAND, LLC**, New York, NY
(US)

(**) Term: **15 Years**

(21) Appl. No.: **29/697,513**

(22) Filed: **Jul. 9, 2019**

(51) **LOC (13) Cl.** **11-01**

(52) **U.S. Cl.**
USPC **D11/5**

(58) **Field of Classification Search**

USPC D11/1-5; D14/344; D10/31, 32;
D26/38, 39

CPC A44C 5/00; A44C 5/0007; A44C 5/0015;
A44C 5/0023; A44C 5/003; A44C
5/0053; A44C 5/0084; A44C 15/0015;
A44C 15/002; A44C 15/0025; A44C
15/003; A44C 15/004

See application file for complete search history.

(56) **References Cited**

U.S. PATENT DOCUMENTS

D861,677 S * 10/2019 Wu D14/344
D878,365 S * 3/2020 Choplin D14/344

2015/0096328 A1* 4/2015 Schwartz A44C 15/0015
63/1.13

2016/0334645 A1* 11/2016 Canada A44C 5/0084

2016/0353846 A1* 12/2016 Zanghi A44C 5/0053

2020/0138152 A1* 5/2020 Vuille A44C 5/14

* cited by examiner

Primary Examiner — Llorelys Martinez

(74) *Attorney, Agent, or Firm* — Bond Schoeneck &
King, PLLC; George McGuire

(57) **CLAIM**

The ornamental design for a bracelet, as shown and
described.

DESCRIPTION

FIG. 1 is a perspective view of a new and ornamental design
for a bracelet;

FIG. 2 is a first side elevation view thereof;

FIG. 3 is a second side elevation view thereof;


FIG. 4 is a front elevation view thereof;

FIG. 5 is a rear elevation view thereof;

FIG. 6 is a top plan view thereof; and,

FIG. 7 is a bottom plan view thereof.

1 Claim, 4 Drawing Sheets






FIG. 1

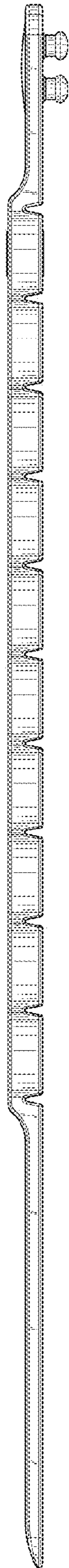


FIG. 2

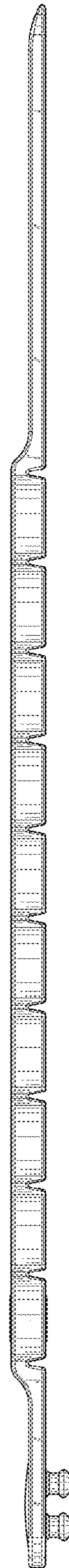


FIG. 3




FIG. 4




FIG. 5

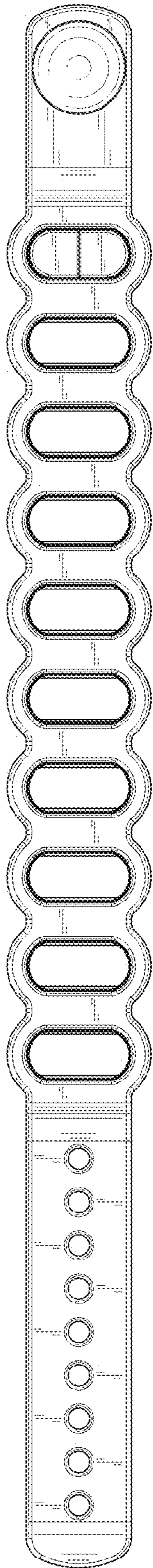


FIG. 6

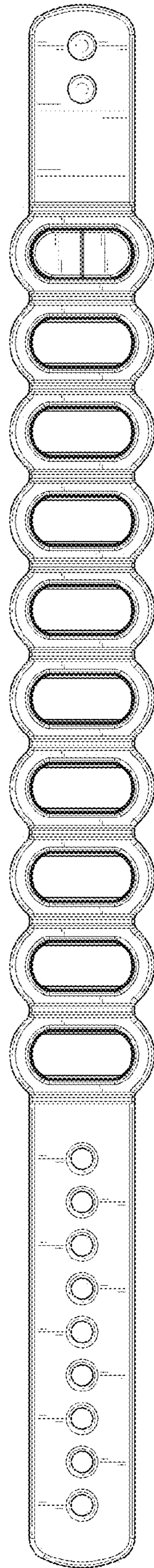


FIG. 7