



US00D913138S

(12) **United States Design Patent** (10) **Patent No.:** **US D913,138 S**
Maile et al. (45) **Date of Patent:** **** Mar. 16, 2021**

(54) **WATCH COVER**

(71) Applicant: **I'm A Little Something LLC**,
Honolulu, HI (US)

(72) Inventors: **Kalei N. K. Maile**, Honolulu, HI (US);
Kristopher A. Maile, Honolulu, HI (US)

(73) Assignee: **I'm A Little Something LLC**,
Honolulu, HI (US)

(**) Term: **15 Years**

(21) Appl. No.: **29/656,628**

(22) Filed: **Jul. 13, 2018**

(51) **LOC (13) Cl.** **10-07**

(52) **U.S. Cl.**
USPC **D10/132; D14/440**

(58) **Field of Classification Search**
USPC D10/30-39, 40-41, 65, 70, 97-98, 128,
D10/131-132; D11/3, 5, 94; D14/344,
D14/345, 440; D24/167, 186
CPC G04B 19/18; G04B 19/23; G04B 19/283;
G04B 37/05; G04B 37/081-087; A44C
5/00; A44C 5/0053; A44C 5/14; A44C
5/147; A44C 5/22; A44C 5/24; A45C
11/10; A45C 11/12; A45C 13/002; A45C
2011/001-003

See application file for complete search history.

(56) **References Cited**

U.S. PATENT DOCUMENTS

D312,980 S *	12/1990	Kawashima	D10/132
D645,031 S *	9/2011	Richardson	D14/250
D664,046 S *	7/2012	Claessens	D10/32
9,004,329 B2 *	4/2015	Hsieh	G04G 17/08
				224/169
9,114,923 B2 *	8/2015	Richardson	G06F 1/1626
D786,879 S *	5/2017	Kim	D14/440
D796,735 S *	9/2017	Foleghi	D27/107

D815,100 S *	4/2018	Burmester	D14/440
D850,968 S *	6/2019	Zhang	D10/132
D854,546 S *	7/2019	Mecchella	D14/440
D856,341 S *	8/2019	Tur	D14/440
D857,542 S *	8/2019	Sun	D11/3
2017/0248922 A1 *	8/2017	Hynecek	G04B 37/005
2019/0369563 A1 *	12/2019	Chen	G04G 17/08

OTHER PUBLICATIONS

@sixsigmahawaii Instagram post Made a mens #applewatch #snap-plate | posted at gramho.com no posting date [online]. [retrieved Jun. 16, 2020] from Internet: <<https://gramho.com/media/1627740363410071631>> (Year: 2020).*

* cited by examiner

Primary Examiner — Katherine Glennon

(74) *Attorney, Agent, or Firm* — Clark & Elbing LLP

(57) **CLAIM**

The ornamental design for a watch cover, substantially as shown and described.

DESCRIPTION

FIG. 1 is a top plan view of a watch cover embodying the claimed design.

FIG. 2 is a bottom plan view of a watch cover embodying the claimed design.

FIG. 3 is a side view of a watch cover embodying the claimed design.

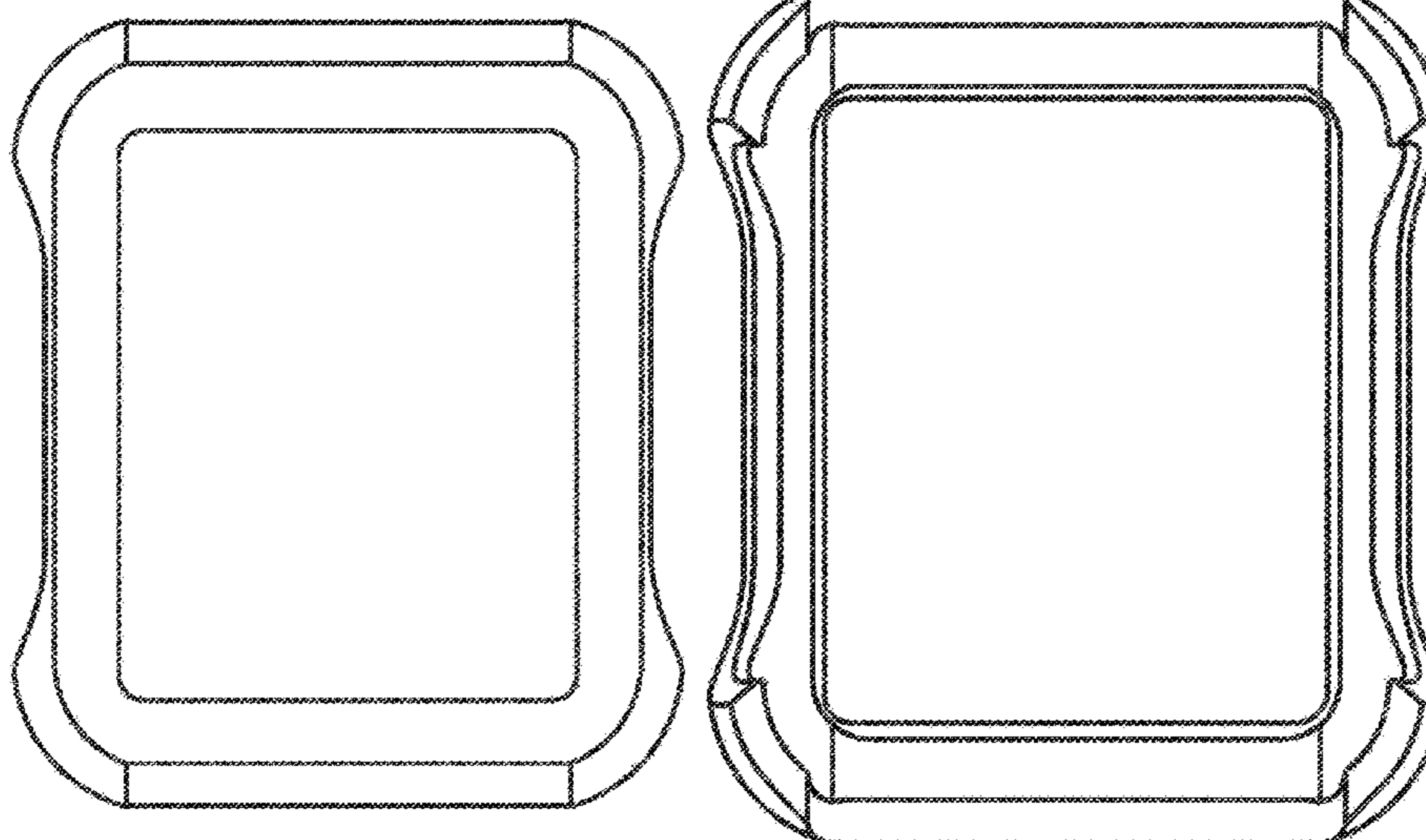
FIG. 4 is a front view of a watch cover embodying the claimed design.

FIG. 5 is a back view of a watch cover embodying the claimed design; and,

FIG. 6 is another side view of a watch cover embodying the claimed design.

The broken lines in FIG. 3 showing a watch form is for the purpose of illustrating environment and form no part of the claimed design.

1 Claim, 6 Drawing Sheets



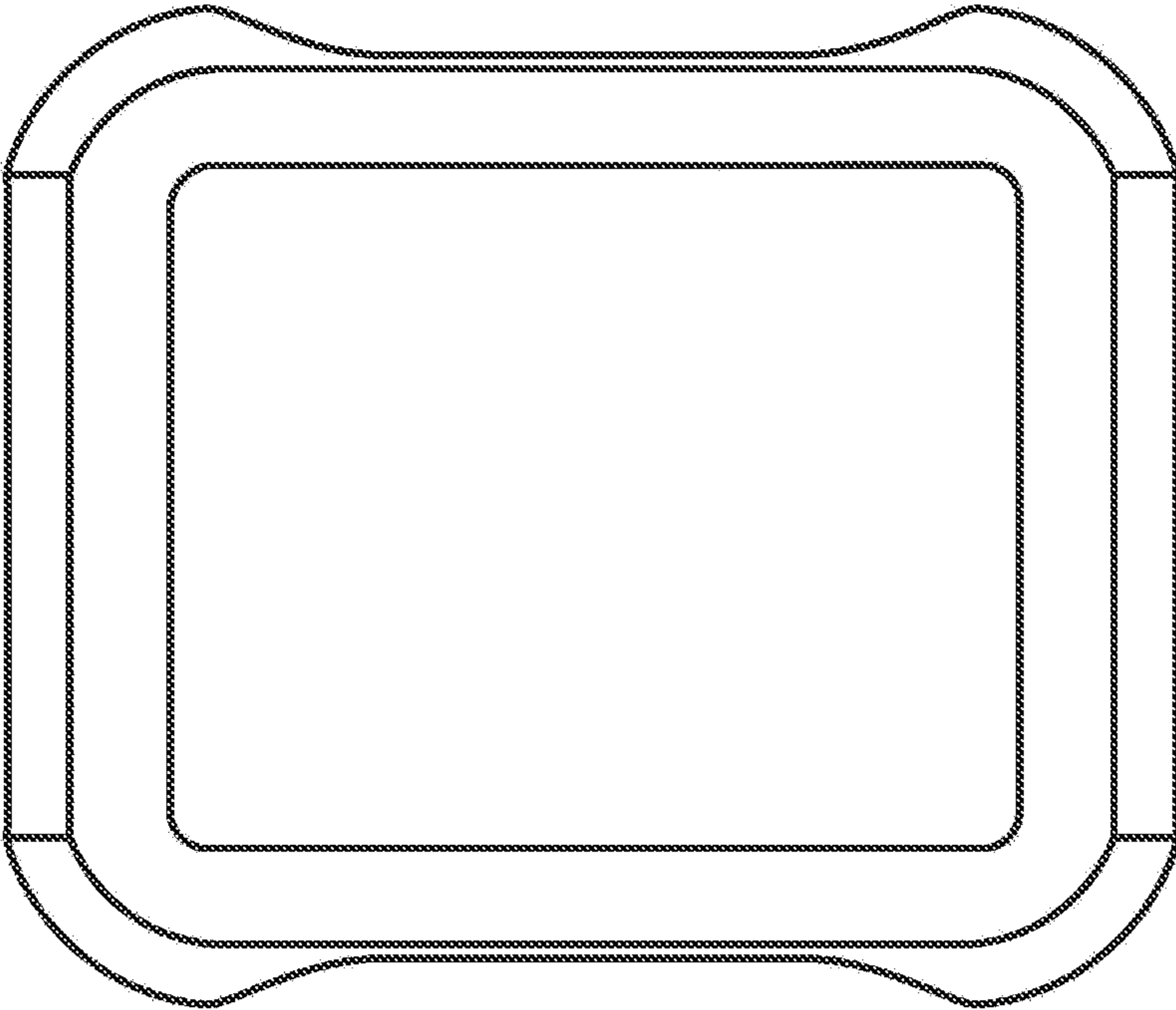


FIG. 1

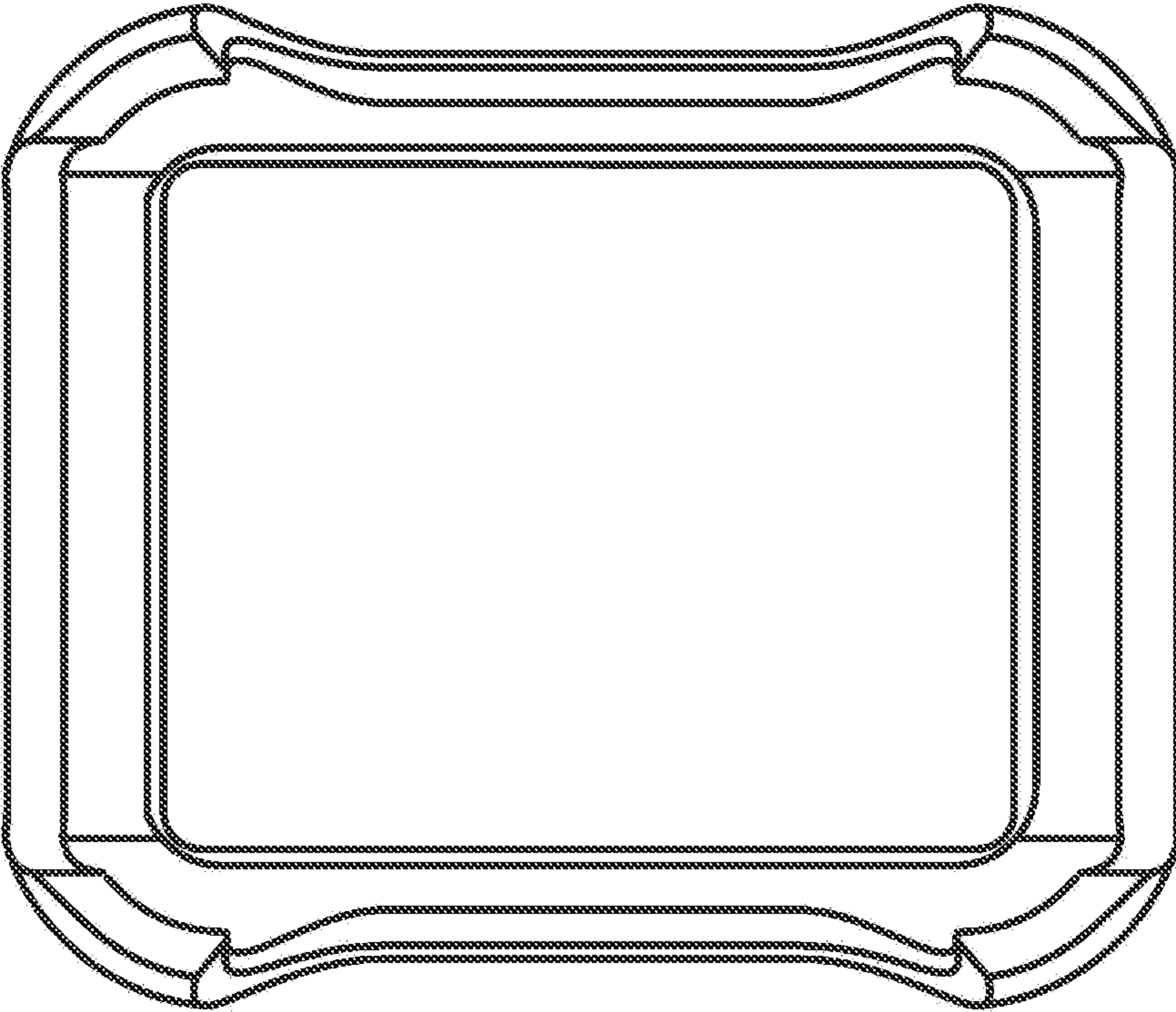


FIG. 2

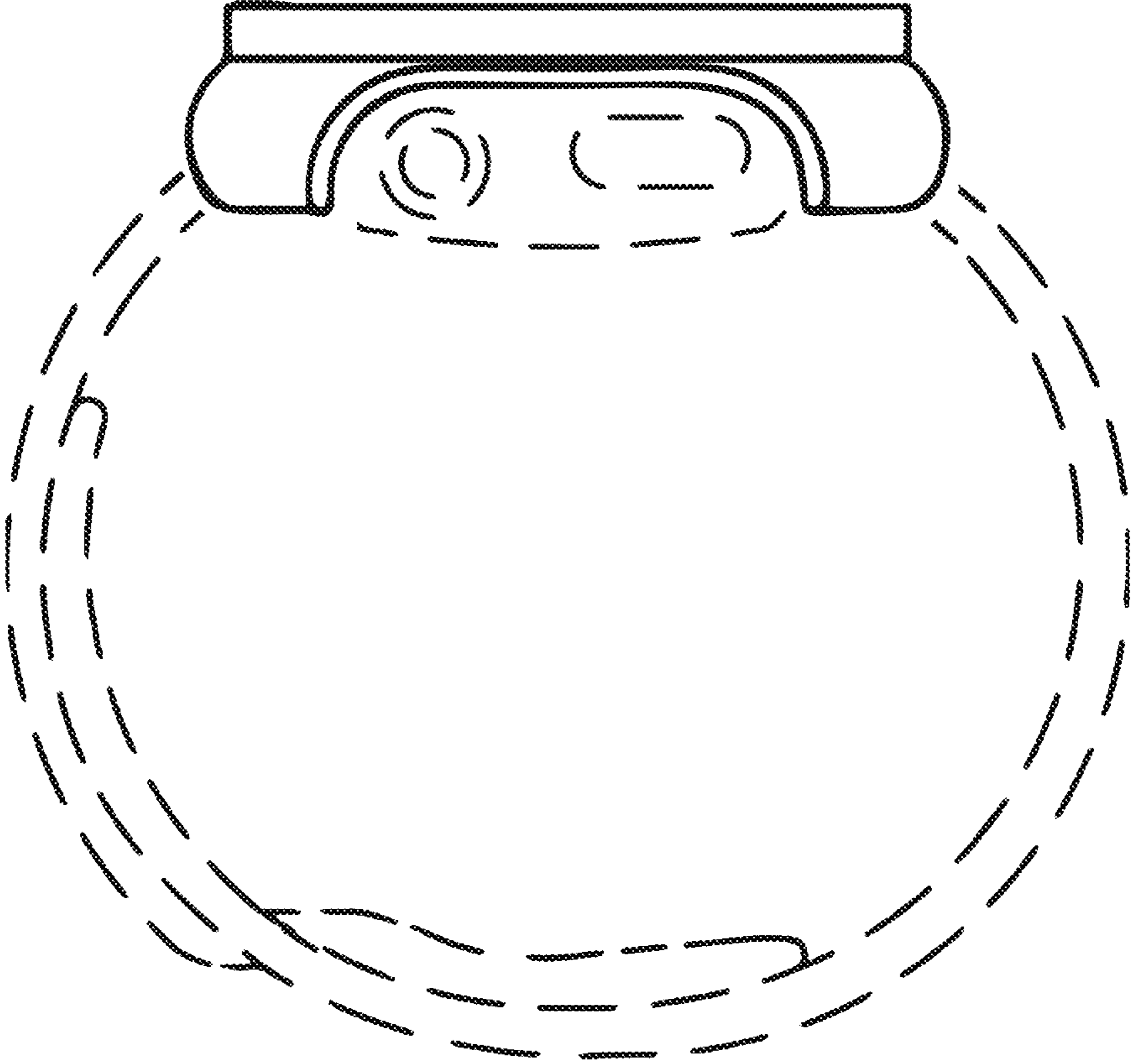


FIG. 3




FIG. 4

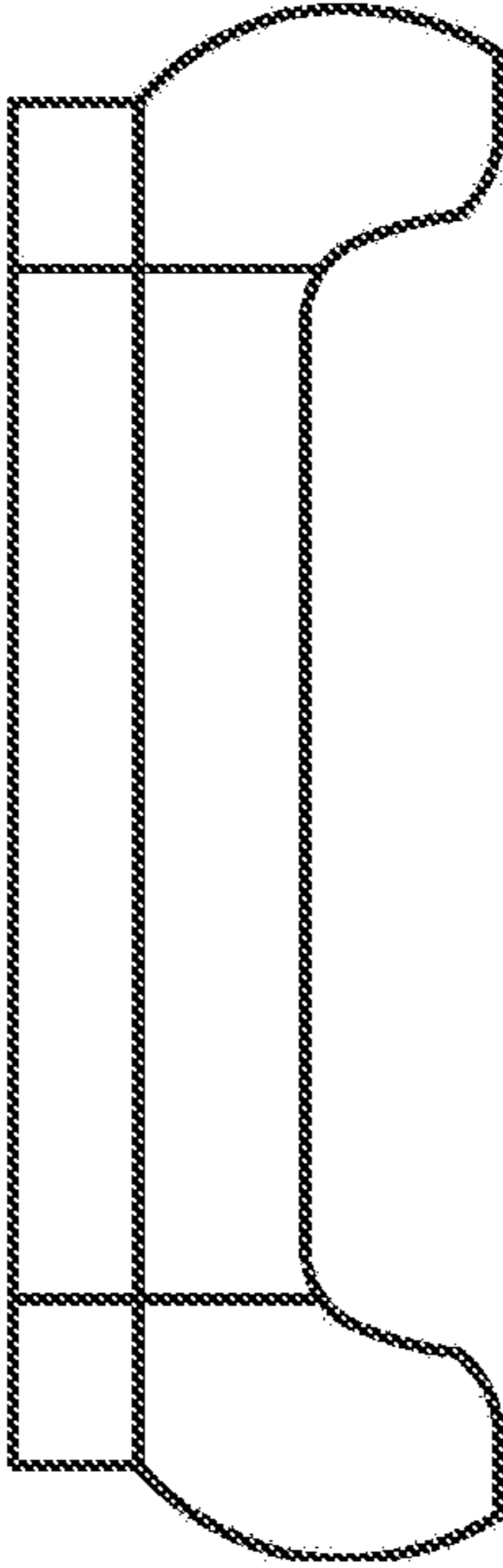


FIG. 5




FIG. 6