



US00D913135S

(12) **United States Design Patent**
Deliwala

(10) **Patent No.:** **US D913,135 S**
(45) **Date of Patent:** **** Mar. 16, 2021**

(54) **SMOKE CHAMBER BLOCKING ENSEMBLE**

(71) Applicant: **ANALOG DEVICES, INC.**, Norwood, MA (US)

(72) Inventor: **Shrenik Deliwala**, Andover, MA (US)

(73) Assignee: **ANALOG DEVICES, INC.**, Norwood, MA (US)

(**) Term: **15 Years**

(21) Appl. No.: **29/691,393**

(22) Filed: **May 15, 2019**

(51) **LOC (13) Cl.** **10-06**

(52) **U.S. Cl.**
USPC **D10/121**

(58) **Field of Classification Search**
USPC D16/202, 203, 214, 215; D10/70, 97, D10/103, 104.1, 104.2, 106.1–106.95, D10/108, 121, 123–126, 132; D14/240, D14/242, 356, 357, 358
CPC G08B 17/00; G08B 17/06; G08B 17/10; G08B 17/11; G08B 17/12; G08B 17/103; G08B 17/107; G08B 21/02; G08B 21/0202; G08B 21/0205; G08B 21/182
See application file for complete search history.

(56) **References Cited**

U.S. PATENT DOCUMENTS

4,857,895 A * 8/1989 Kaprelian G08B 17/103
340/630
5,451,931 A * 9/1995 Muller G08B 17/107
250/573

D424,962 S * 5/2000 Dawn D10/121
6,396,405 B1 * 5/2002 Bernal G08B 17/107
250/574
6,756,905 B2 * 6/2004 Rattman G08B 17/107
250/574
7,248,173 B2 * 7/2007 Yamasaki G08B 17/107
340/630
D642,952 S * 8/2011 Elwell G08B 17/107
D10/121
9,824,564 B2 * 11/2017 Bressanutti G08B 17/113
D874,964 S * 2/2020 Bai G08B 17/103
D10/121

2014/0070101 A1 3/2014 Matsushima

* cited by examiner

Primary Examiner — George D. Kirschbaum

Assistant Examiner — Joseph J. Kukella

(74) *Attorney, Agent, or Firm* — Patent Capital Group

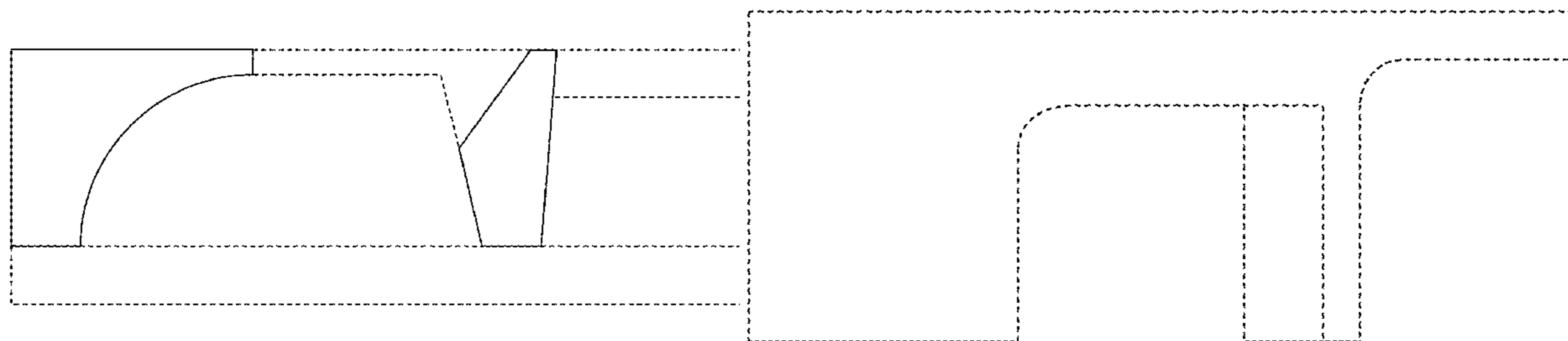
(57) **CLAIM**

The ornamental design for a smoke chamber blocking ensemble, as shown and described.

DESCRIPTION

FIG. 1 is a side view illustrating a smoke chamber blocking ensemble, according to an embodiment; and, FIG. 2 is a top-down view illustrating a smoke chamber blocking ensemble, according to an embodiment. The broken lines in the drawings illustrate portions of the smoke chamber blocking ensemble that form no part of the claimed design. Any unshaded regions bounded by broken lines in the drawings illustrate the bounds of the claim and form no part thereof.

1 Claim, 2 Drawing Sheets



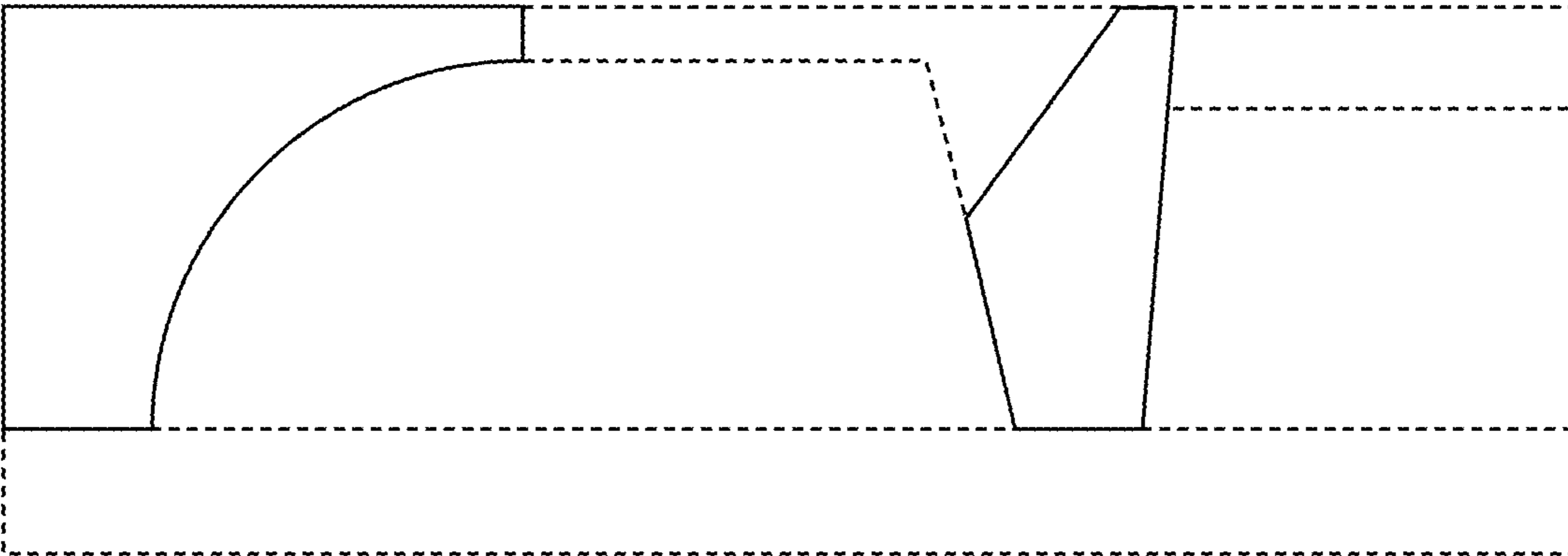


FIG. 1

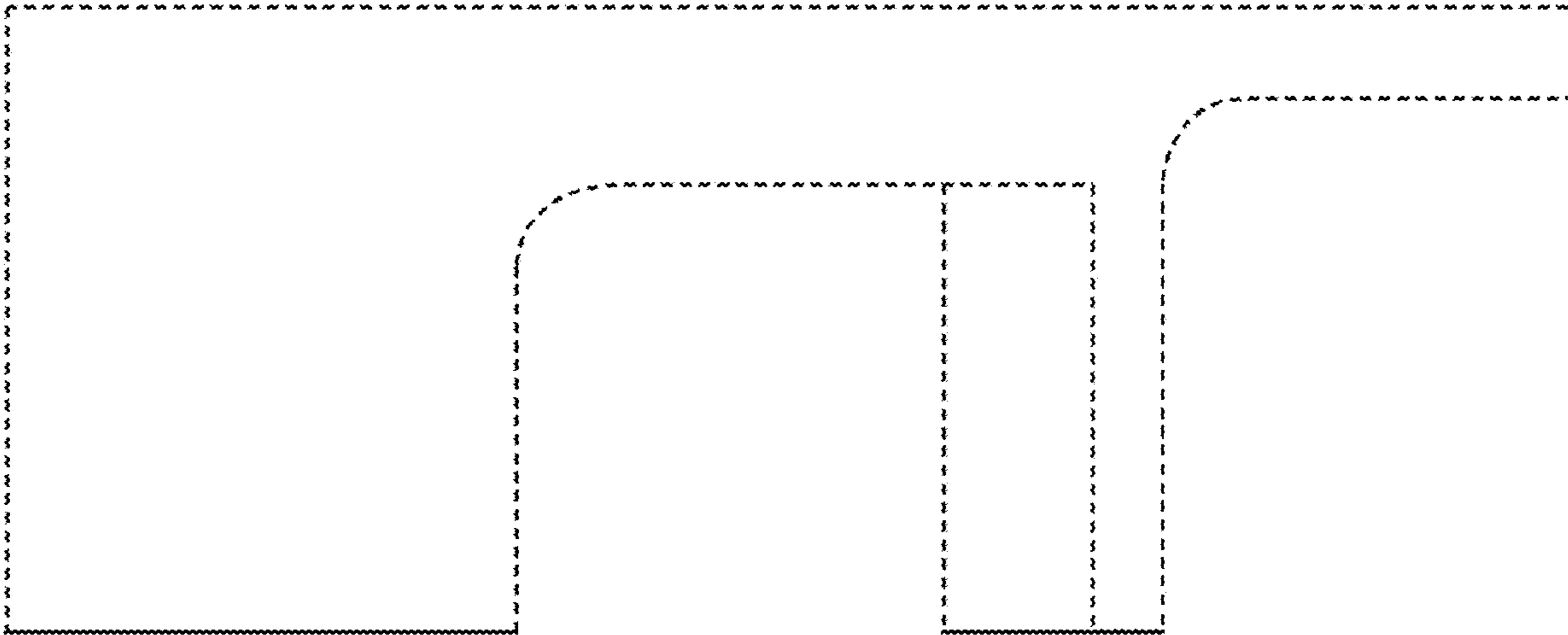


FIG. 2