



US00D913110S

(12) **United States Design Patent** (10) **Patent No.:** **US D913,110 S**
Sahatjian (45) **Date of Patent:** **** Mar. 16, 2021**

(54) **CONTAINER**

(71) Applicant: **Sarine Sahatjian**, Simi Valley, CA (US)

(72) Inventor: **Sarine Sahatjian**, Simi Valley, CA (US)

(**) Term: **15 Years**

(21) Appl. No.: **29/684,380**

(22) Filed: **Mar. 20, 2019**

(51) **LOC (13) Cl.** **09-05**

(52) **U.S. Cl.**
USPC **D9/709**

(58) **Field of Classification Search**
USPC D9/702-714, 720-722, 414, 434-435, D9/696, 716, 771, 447, 516-517, D9/738-747, 544, 520-521; D24/118, D24/207, 108; 383/6, 9, 22, 96, 61.1, 383/80-81, 104, 901, 63, 203, 107, 383/119-120, 123, 61.2, 44; 220/675, 220/495.03; 215/381-385, 400, 328, 316; 206/484; D3/202; 428/34.3; 222/92, 222/215, 95, 107; 604/408, 403, 415
CPC ... B65D 1/00; B65D 1/02; B65D 1/09; B65D 1/10; B65D 1/32; B65D 1/0223; B65D 1/06; B65D 1/08; B65D 33/12; B65D 33/04; B65D 31/00; B65D 31/10; B65D 31/16; B65D 31/005; B65D 31/02; B65D 31/04; B65D 31/18; B65D 29/04; B65D 65/00; B65D 65/38; A45C 3/00; A45C 3/04; A45C 3/06; A45C 3/001; A45C 3/10

See application file for complete search history.

(56) **References Cited**

U.S. PATENT DOCUMENTS

D778,730 S *	2/2017	Sahatjian	D9/707
D822,504 S *	7/2018	Sahatjian	D9/707
D857,520 S *	8/2019	Sahatjian	D9/708
D857,521 S *	8/2019	Sahatjian	D9/708
D858,309 S *	9/2019	Sahatjian	D9/708
D859,179 S *	9/2019	Sahatjian	D9/708

* cited by examiner

Primary Examiner — Abraham Bahta

(74) *Attorney, Agent, or Firm* — Kevin Schraven; Anooj Patel; Hankin Patent Law, APC

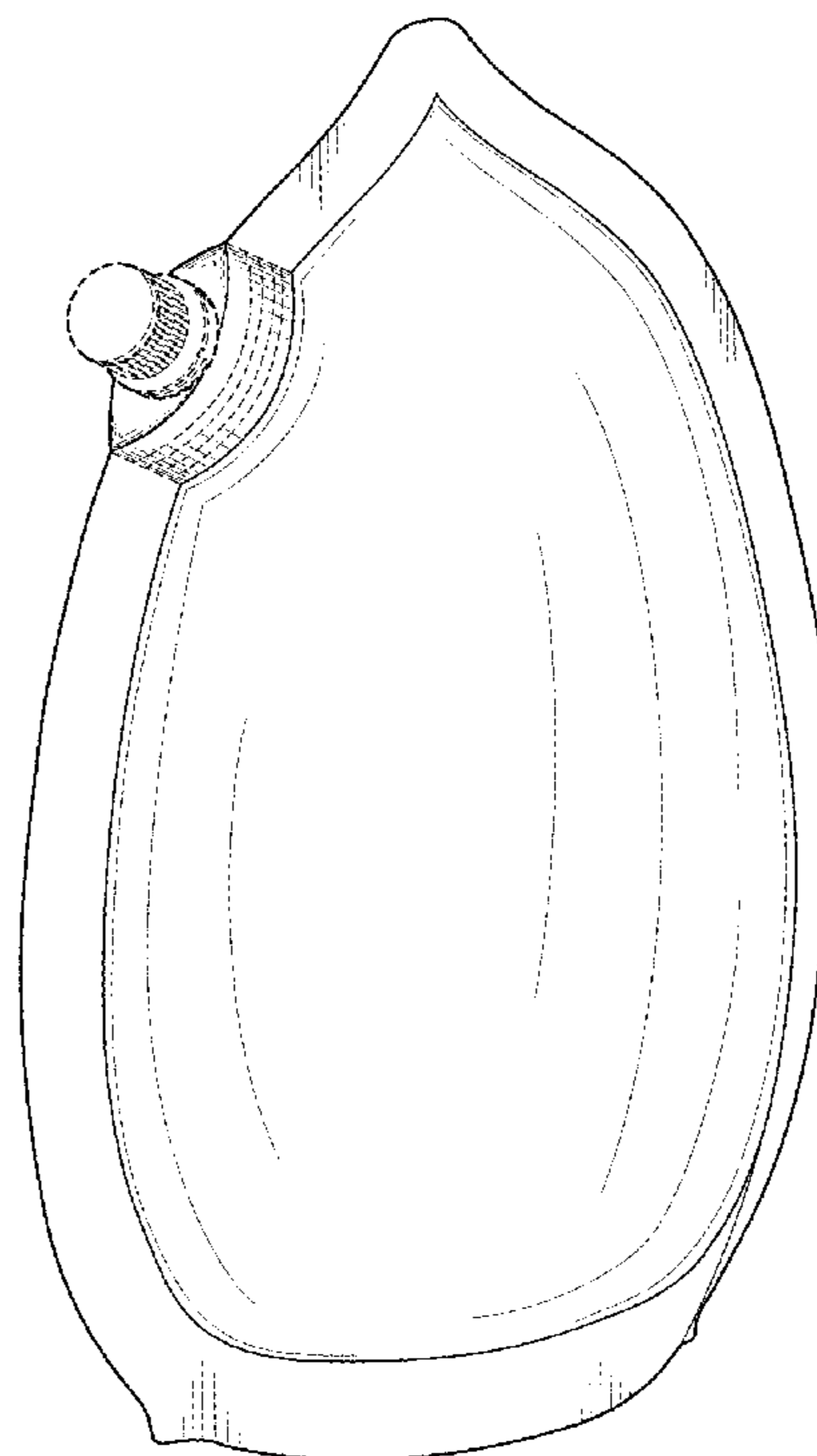
(57) **CLAIM**

The ornamental design for a container, as shown and described.

DESCRIPTION

FIG. 1 is a top perspective view of a container showing my new design.
FIG. 2 is a bottom perspective view thereof.
FIG. 3 is a front elevational view thereof.
FIG. 4 is a rear elevational view thereof.
FIG. 5 is a right side elevational view thereof.
FIG. 6 is a left side elevational view thereof.
FIG. 7 is a top plan view thereof; and,
FIG. 8 is a bottom plan view thereof.
The broken lines showing the spout are for the purpose of illustrating environmental structure and unclaimed subject matter and form no part of the claimed design.

1 Claim, 8 Drawing Sheets



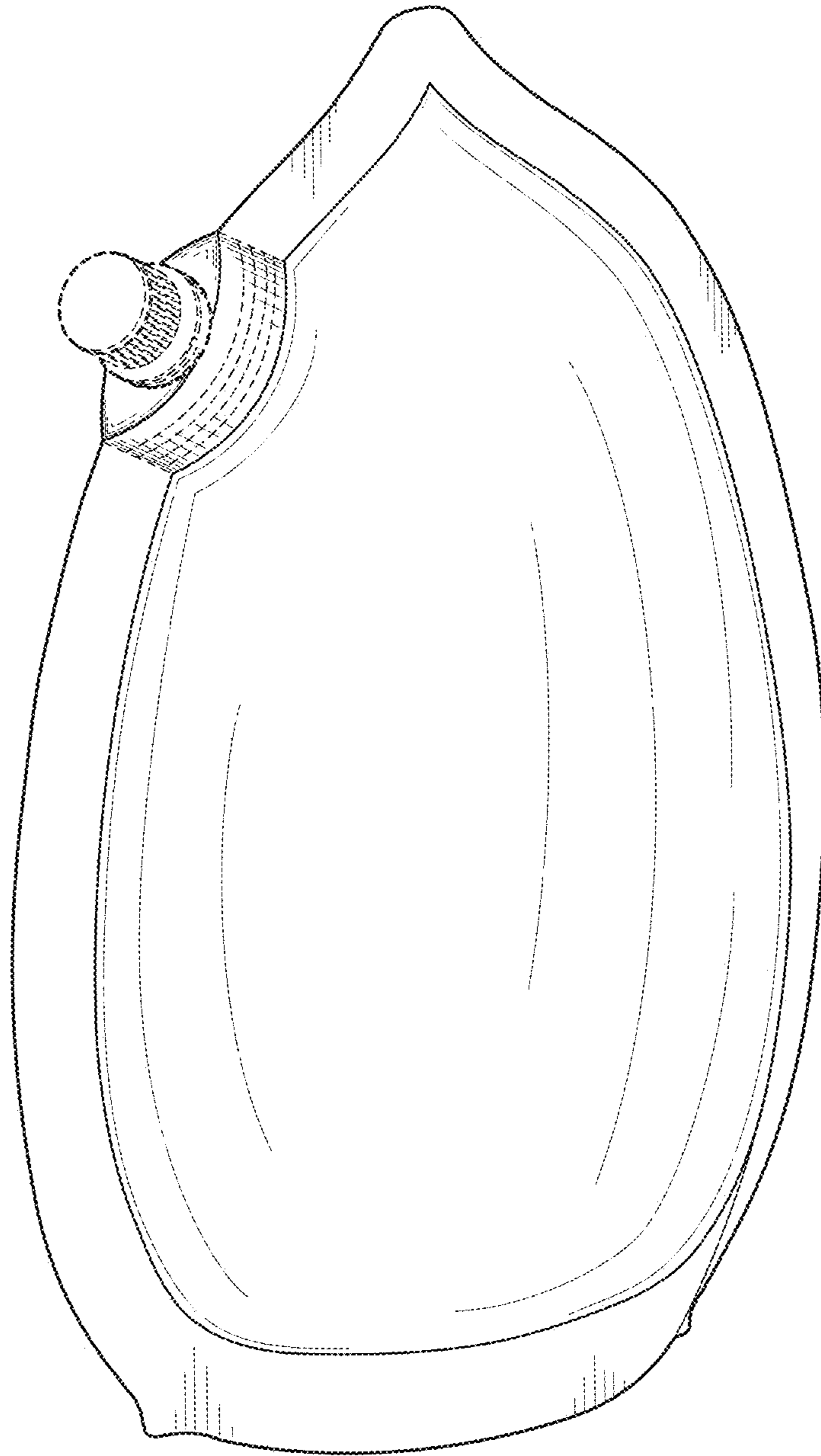


Fig. 1

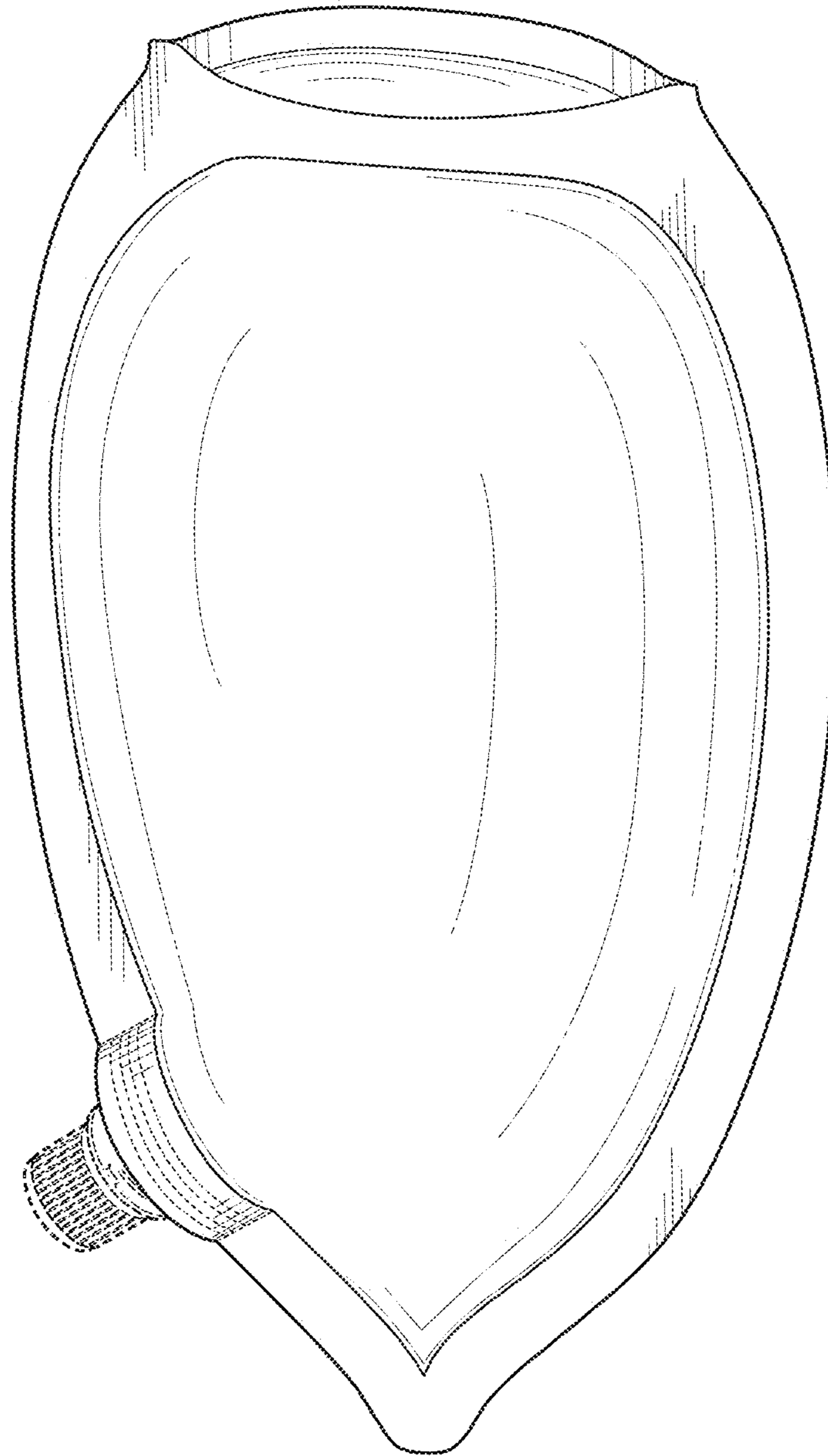


Fig.2

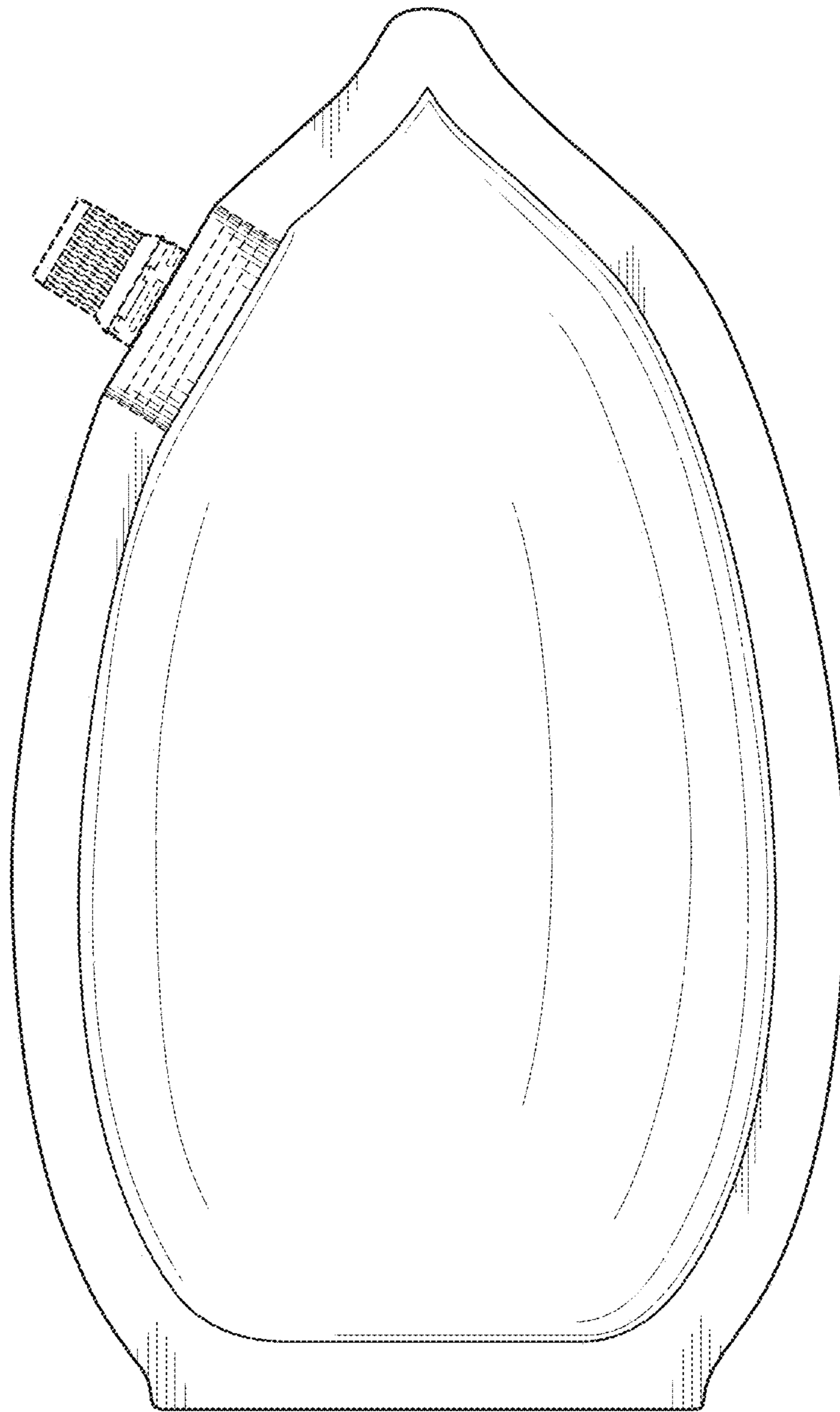


Fig.3

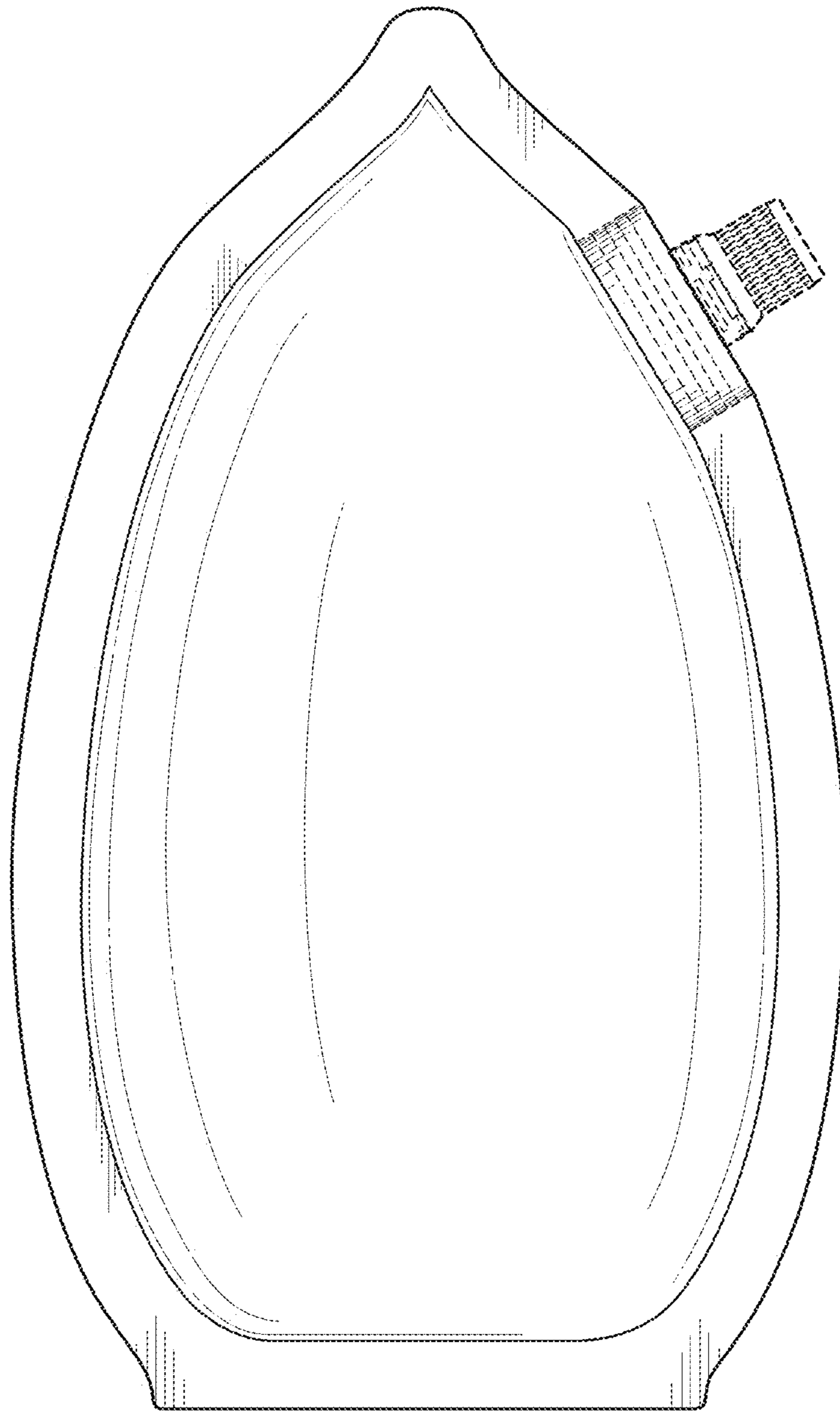


Fig.4

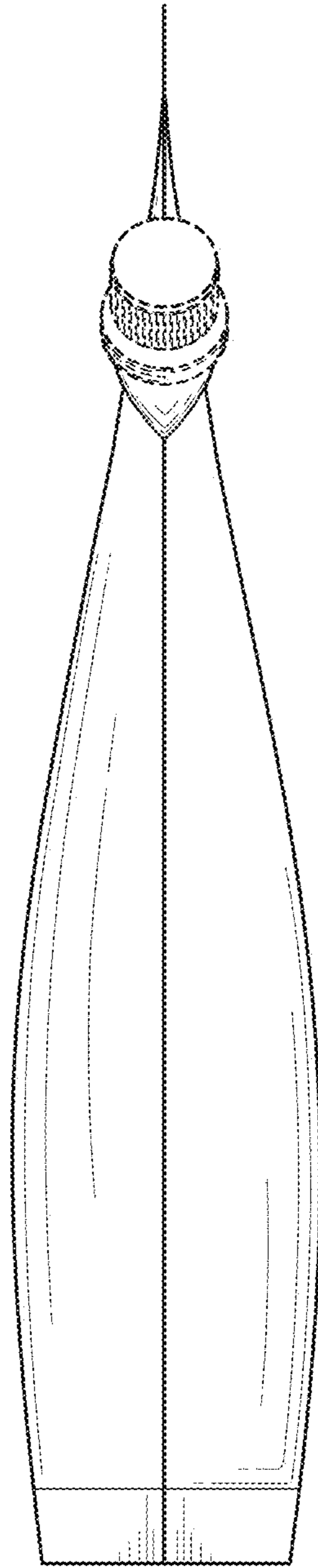


Fig. 5

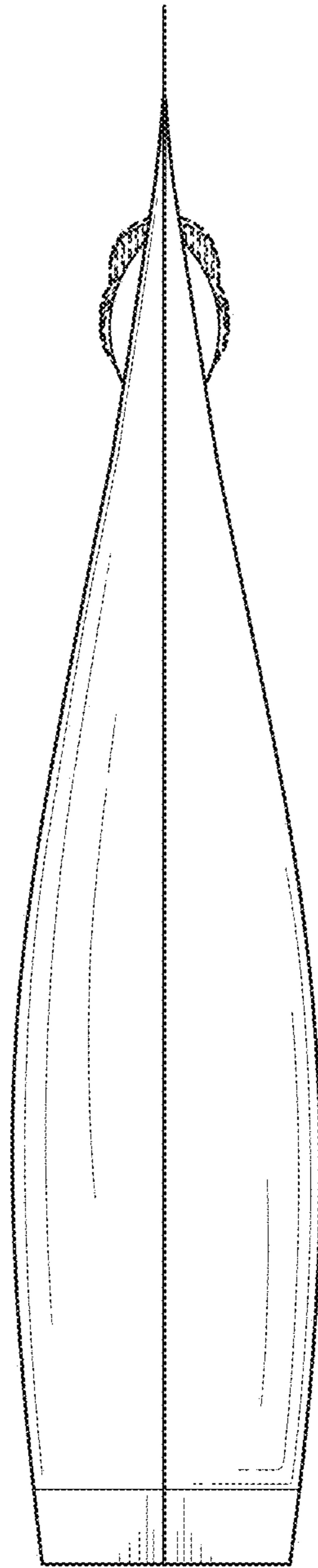


Fig.6

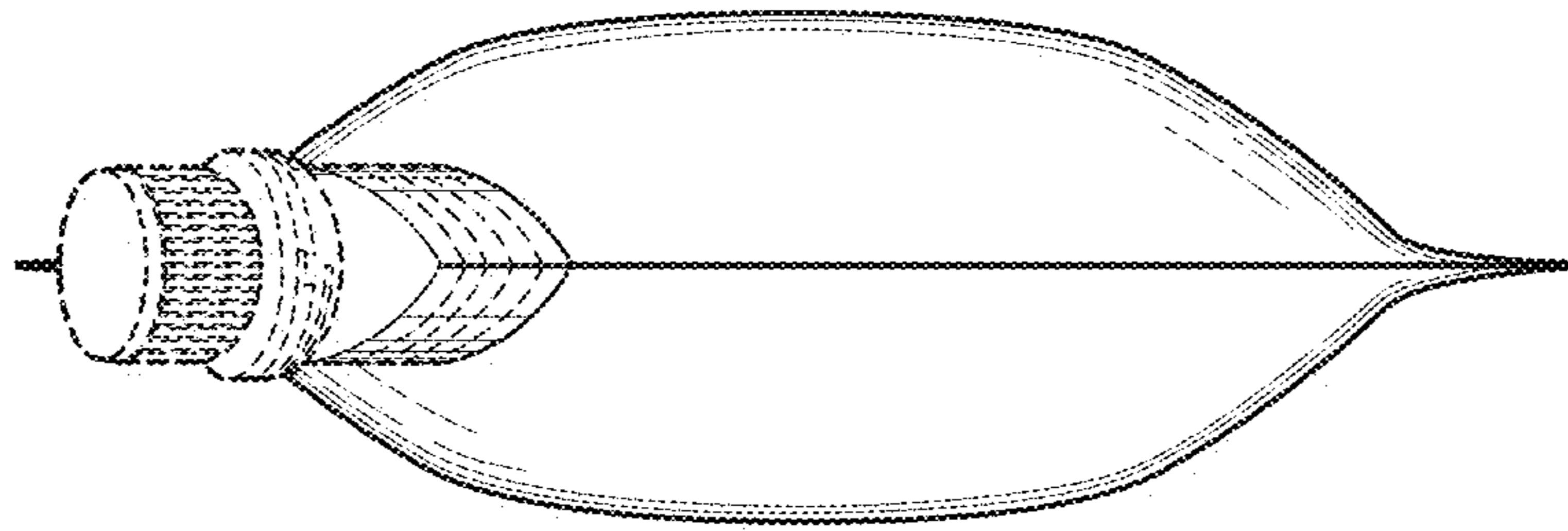


Fig.7




Fig.8