



US00D913077S

(12) **United States Design Patent** (10) **Patent No.:** **US D913,077 S**  
**Pavlov** (45) **Date of Patent:** **\*\* Mar. 16, 2021**

(54) **LARGE UNIVERSAL PLATE BRACKET WITH APERTURES FOR A GAMING CHAIR ASSEMBLY**

(71) Applicant: **Home Racer LLC**, Boynton Beach, FL (US)

(72) Inventor: **Dimitar Maldenov Pavlov**, Boynton Beach, FL (US)

(73) Assignee: **HOME RACER LLC**, Boynton Beach, FL (US)

(\*\*) Term: **15 Years**

(21) Appl. No.: **29/707,879**

(22) Filed: **Oct. 1, 2019**

(51) **LOC (13) Cl.** ..... **08-08**

(52) **U.S. Cl.**  
USPC ..... **D8/349**

(58) **Field of Classification Search**  
USPC ..... D8/349, 350-353, 354, 355, 363, D8/373-377  
CPC .. A47F 5/00; A47H 1/10; A47G 29/00; A47G 29/08; A47B 97/00; A47K 3/14  
See application file for complete search history.

(56) **References Cited**

U.S. PATENT DOCUMENTS

D530,187 S	*	10/2006	Esbaugh	.....	D8/354
D566,648 S	*	4/2008	Lee	.....	B62J 11/00 D12/415
D654,350 S	*	2/2012	Preda	.....	D8/354
D753,417 S	*	4/2016	Roberts	.....	D6/606
D787,917 S	*	5/2017	Kennelly	.....	D8/354
D823,093 S	*	7/2018	Kanter	.....	D8/354
D823,094 S	*	7/2018	Kanter	.....	D8/354
D830,812 S	*	10/2018	Kanter	.....	D8/354
D846,369 S	*	4/2019	Ni	.....	D8/354

D852,788 S	*	7/2019	Kanter	.....	D14/238
D859,958 S	*	9/2019	Ni	.....	D8/354
D891,232 S	*	7/2020	Zhang	.....	D8/354
D899,225 S	*	10/2020	Zhang	.....	D8/354
D901,469 S	*	11/2020	Fehr	.....	D14/238
2012/0025046 A1	*	2/2012	Yen	.....	F16M 11/045 248/298.1
2015/0264823 A1	*	9/2015	Shirley	.....	F16M 13/02 248/287.1

\* cited by examiner

*Primary Examiner* — Mark A Goodwin

*Assistant Examiner* — Benjamin M Weeks

(74) *Attorney, Agent, or Firm* — Mark C. Johnson; Johnson Dalal

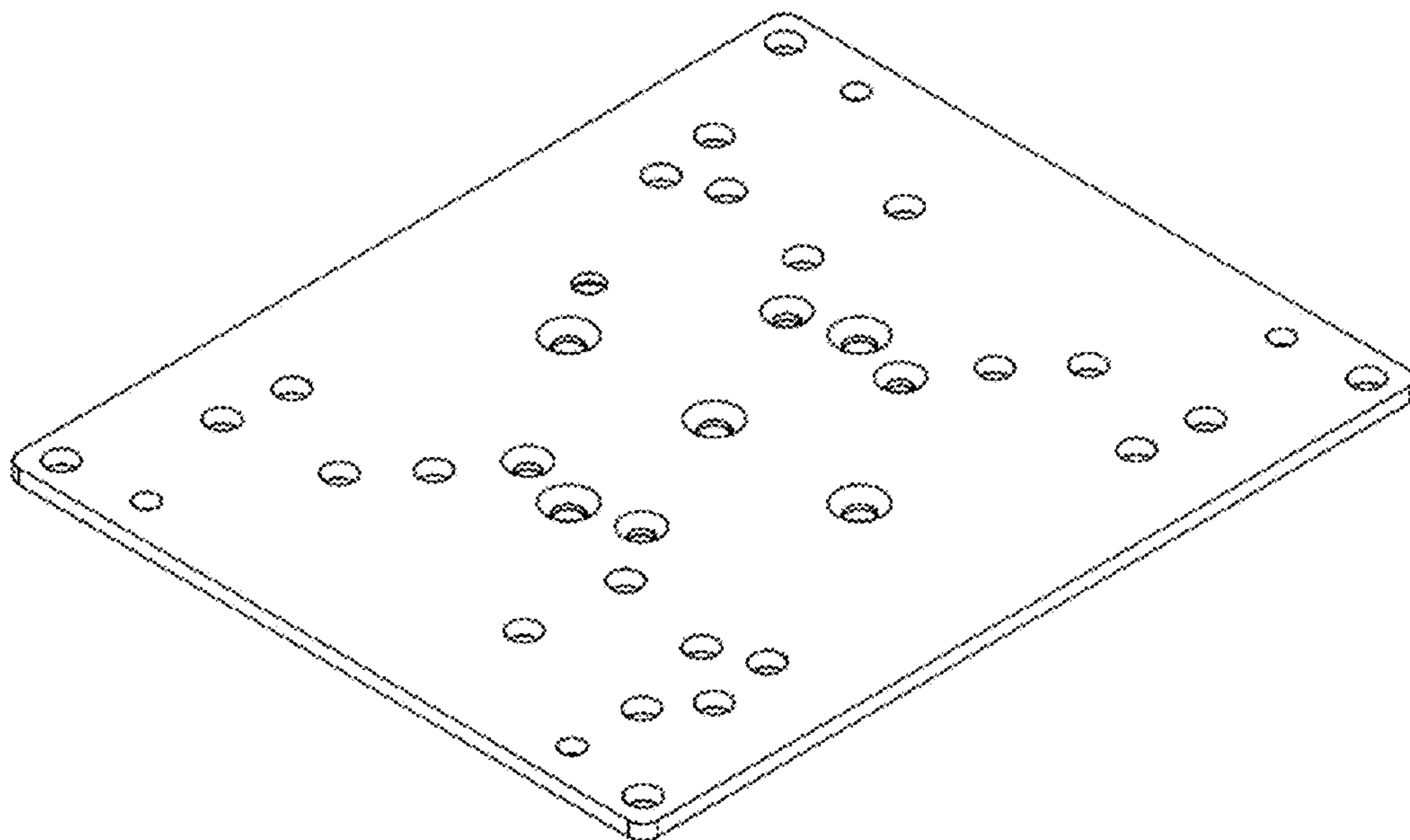
(57) **CLAIM**

The ornamental design for a large universal plate bracket with apertures for a gaming chair assembly, as shown and described.

**DESCRIPTION**

FIG. 1 is a perspective view of a large universal plate bracket with apertures for a gaming chair assembly in accordance with the present invention;  
FIG. 2 is an elevational left-side view (of which the elevational right-side view is the same) of the large universal plate bracket with apertures for a gaming chair assembly in FIG. 1;  
FIG. 3 is an elevational front view (of which the elevational rear view is the same) of the large universal plate bracket with apertures for a gaming chair assembly in FIG. 1;  
FIG. 4 is a top plan view of the large universal plate bracket with apertures for a gaming chair assembly in FIG. 1; and,  
FIG. 5 is a bottom plan view of the large universal plate bracket with apertures for a gaming chair assembly in FIG. 1.

**1 Claim, 4 Drawing Sheets**



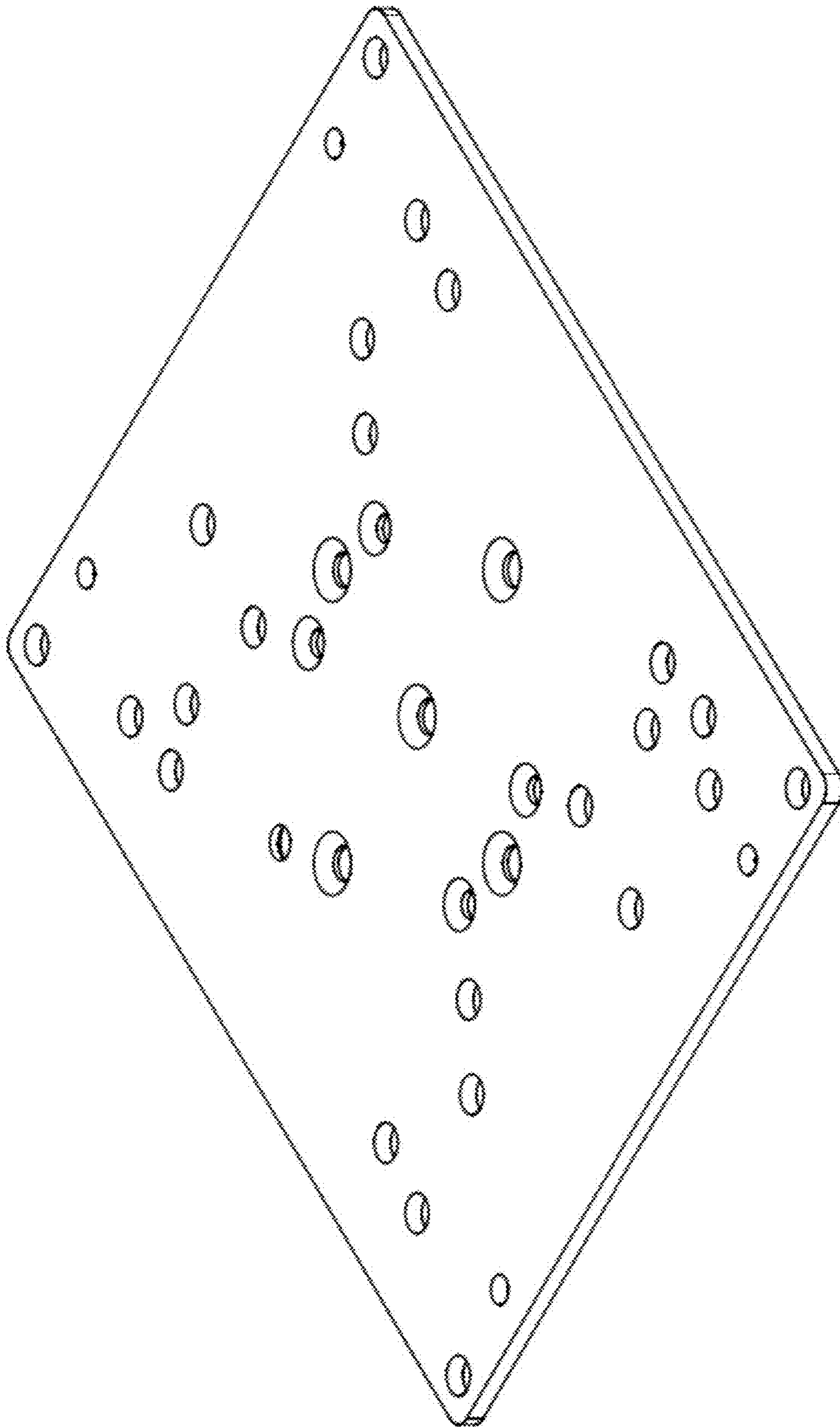


FIG. 1



FIG. 2



FIG. 3

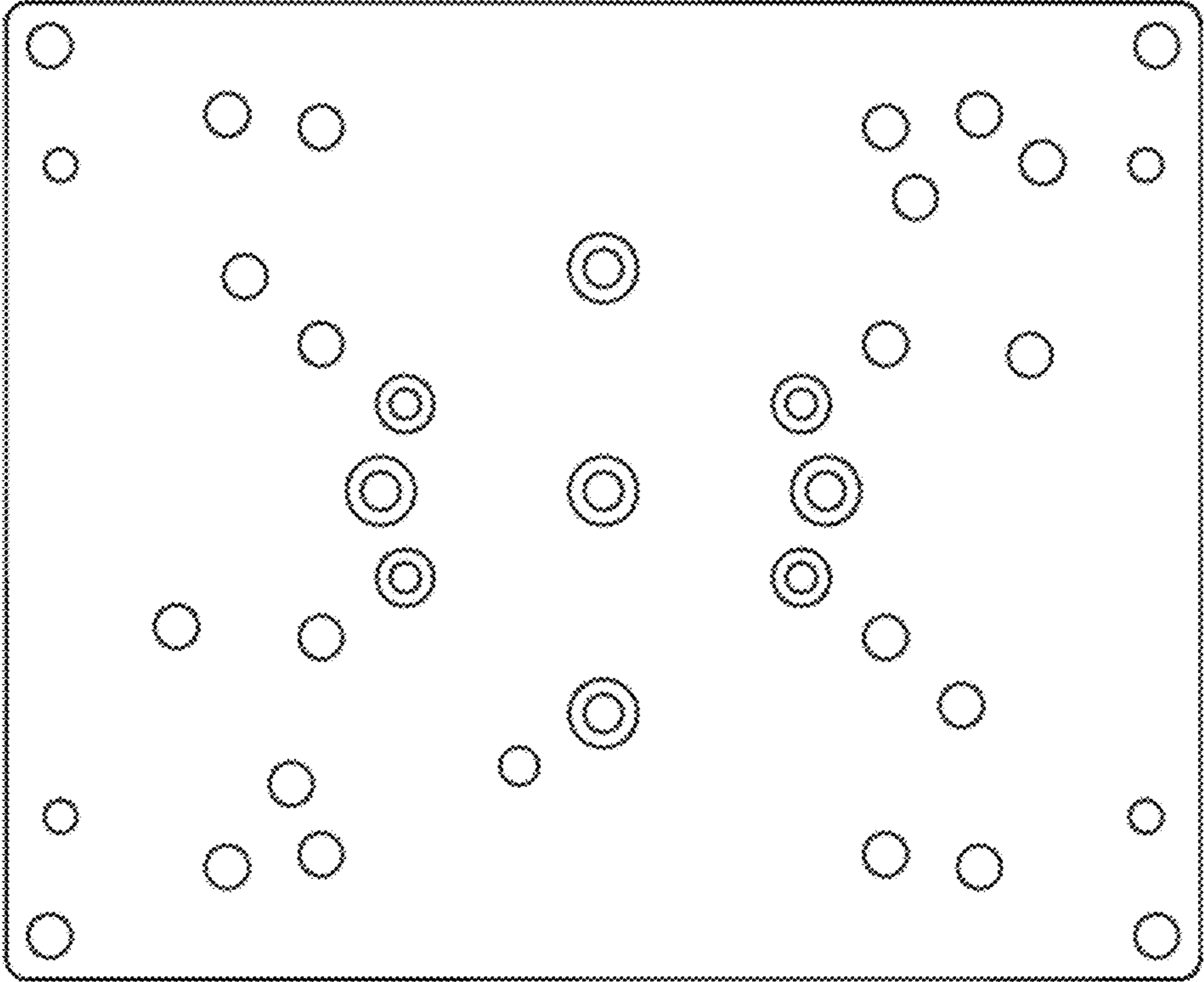


FIG. 4

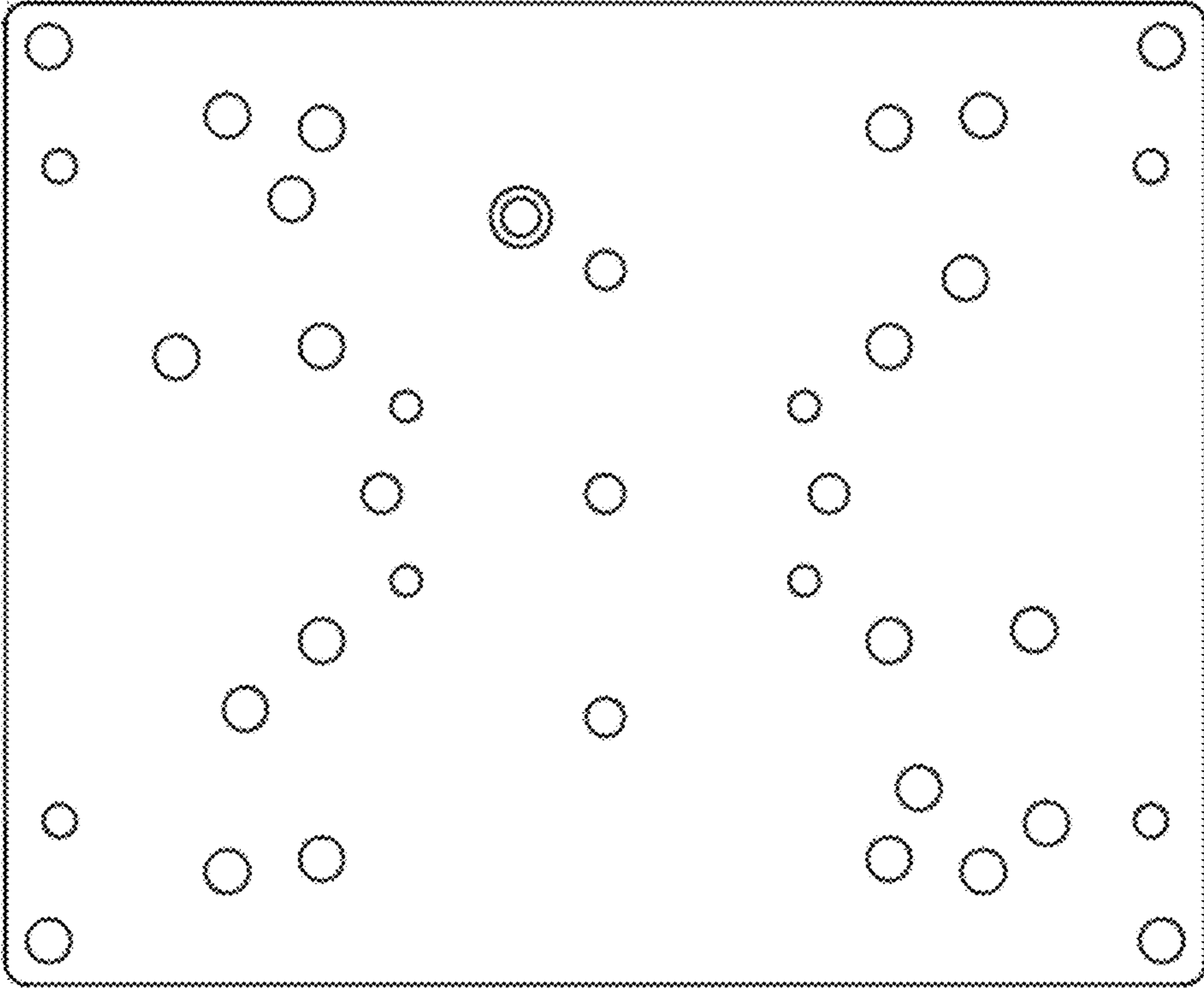


FIG. 5