



US00D913072S

(12) **United States Design Patent**
Scimone et al.

(10) **Patent No.:** **US D913,072 S**

(45) **Date of Patent:** **** Mar. 16, 2021**

(54) **MANUAL CARTON CUTTER**
(71) Applicant: **SLICE, INC.**, San Jose, CA (US)
(72) Inventors: **Thomas Scimone**, San Jose, CA (US);
Scot Herbst, Santa Cruz, CA (US);
Robert Joseph Gallegos, Fremont, CA (US)

D328,229 S * 7/1992 Gmoch D8/99
6,035,534 A * 3/2000 Abbott B26B 27/002
30/2
D473,121 S * 4/2003 Eads D8/98
D582,019 S * 12/2008 Yuan D23/255
D782,892 S * 4/2017 Fischer D8/99
D804,273 S * 12/2017 Thomsen D8/99
D869,930 S * 12/2019 Parker D8/105
2008/0250650 A1 * 10/2008 Seber B26B 5/001
30/161

(**) Term: **15 Years**

* cited by examiner

(21) Appl. No.: **29/710,934**

Primary Examiner — Philip S Hyder

(22) Filed: **Oct. 28, 2019**

(74) *Attorney, Agent, or Firm* — Ellenoff Grossman & Schole LLP; James M. Smedley; Alex Korona

(51) **LOC (13) Cl.** **08-03**

(52) **U.S. Cl.**
USPC **D8/98**

(58) **Field of Classification Search**
USPC D8/14, 17, 98, 99, 100, 105; D22/118;
D34/46
CPC .. B26B 1/08; B26B 5/00; B26B 5/001; B26B
5/002; B26B 5/003; B26B 5/006; B26B
1/00; B26B 1/04; B26B 1/10; B26B
11/00

(57) **CLAIM**

We claim the ornamental design for a manual carton cutter, as shown and described.

See application file for complete search history.

DESCRIPTION

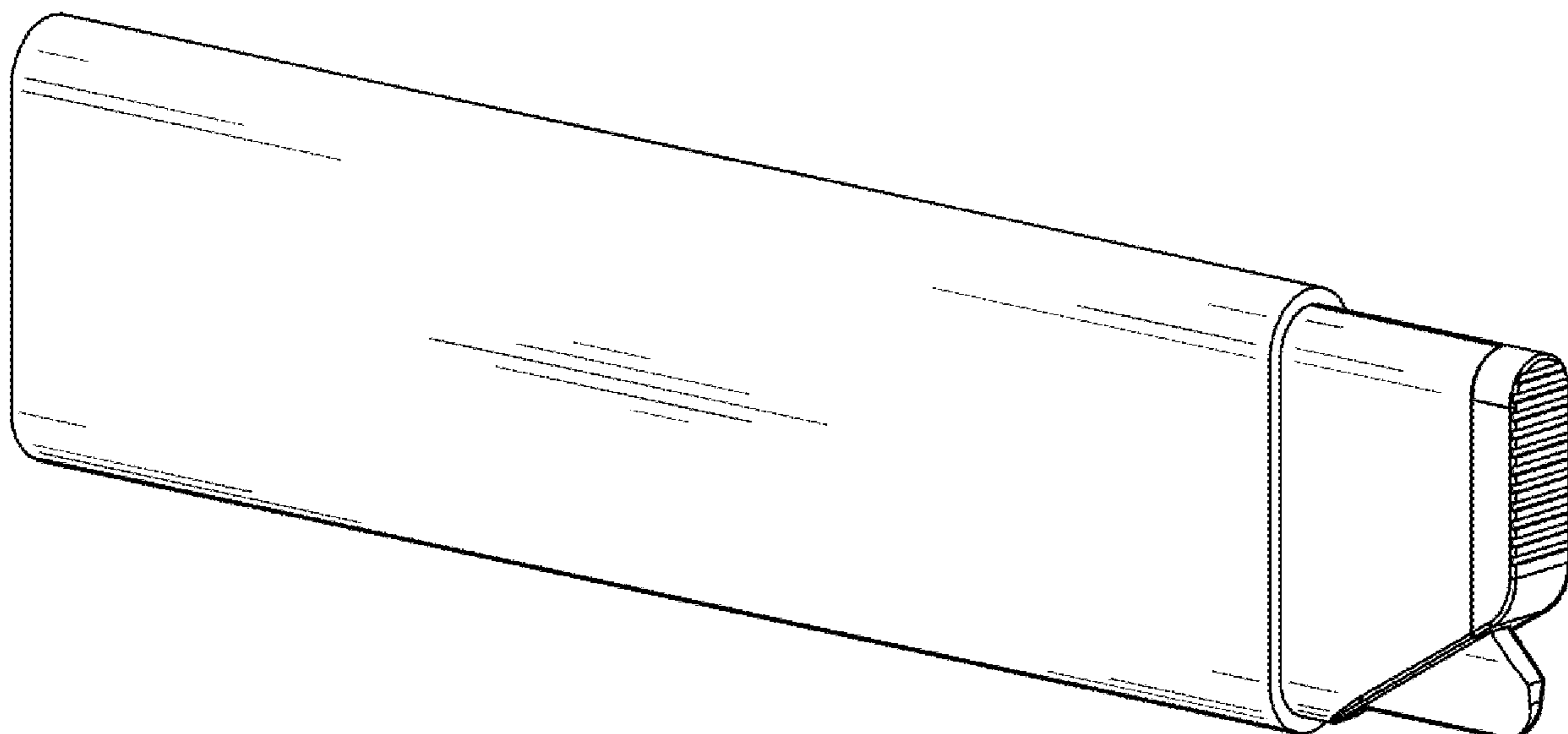
(56) **References Cited**

U.S. PATENT DOCUMENTS

1,496,927 A * 6/1924 Evers B26B 5/006
30/162
3,406,447 A * 10/1968 Travlos B26B 27/005
30/2
3,621,570 A * 11/1971 Kolde et al. B26B 5/006
30/162
4,570,342 A * 2/1986 Baum B26B 5/006
30/136
D305,499 S * 1/1990 Walker D8/102

FIG. 1 is a perspective view showing the new design.
FIG. 2 is a left side view showing the new design.
FIG. 3 is a bottom view showing the new design.
FIG. 4 is a top view showing the new design.
FIG. 5 is a right side view showing the new design.
FIG. 6 is a front view showing the new design; and,
FIG. 7 is a rear view showing the new design.
The shading lines shown in the drawings represent the approximate three-dimensional contour of the design and are not intended to indicate surface decoration.

1 Claim, 2 Drawing Sheets



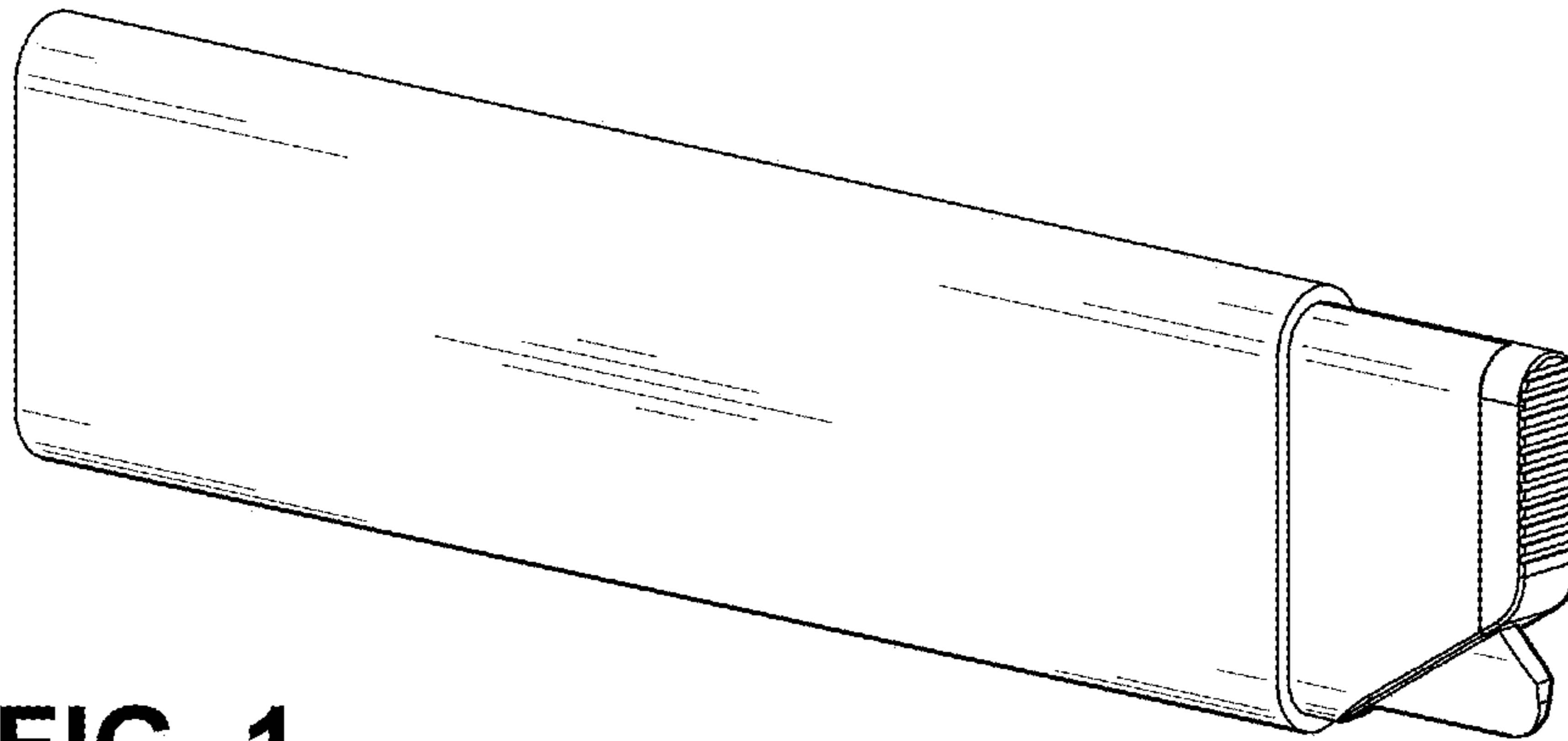


FIG. 1

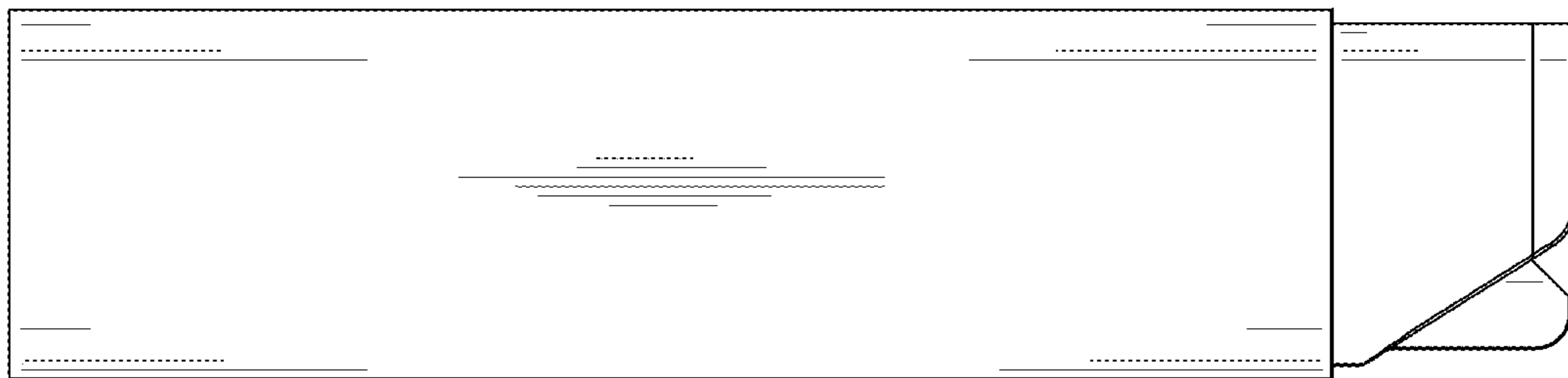


FIG. 2



FIG. 3



FIG. 4

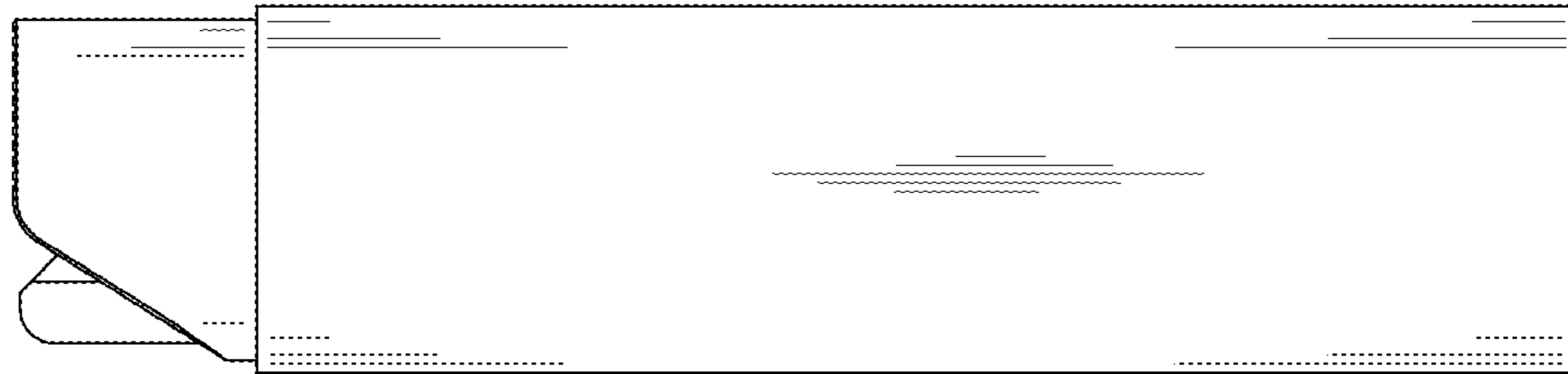


FIG. 5

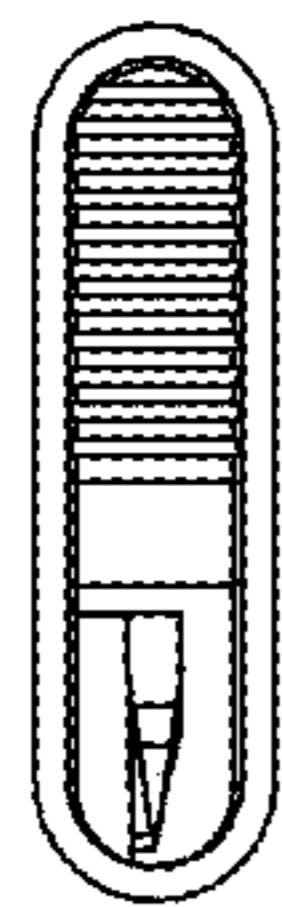


FIG. 6

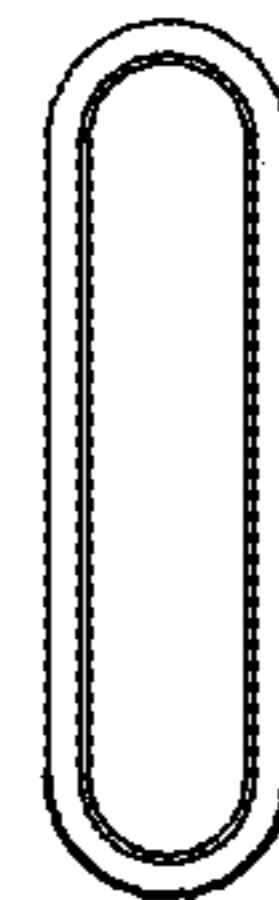


FIG. 7