



US00D913021S

(12) **United States Design Patent** (10) **Patent No.:** **US D913,021 S**
Ouyang (45) **Date of Patent:** **** Mar. 16, 2021**

(54) **EXHIBITION TABLE**
(71) Applicant: **GUANGDONG OPPO MOBILE TELECOMMUNICATIONS CORP., LTD.**, Guangdong (CN)
(72) Inventor: **Zilun Ouyang**, Guangdong (CN)
(73) Assignee: **GUANGDONG OPPO MOBILE TELECOMMUNICATIONS CORP., LTD.**, Dongguan (CN)

D408,657 S * 4/1999 Koch D6/661
D457,027 S * 5/2002 Muller D6/569
D741,091 S * 10/2015 Tio D6/675
D782,957 S * 4/2017 Dall’Era D12/416
9,700,134 B1 * 7/2017 Simpson, II A47B 13/00
D807,086 S * 1/2018 Tio D6/675
D821,119 S 6/2018 Choi
D824,702 S * 8/2018 Tio D6/675
D842,627 S 3/2019 Siminoff et al.

(Continued)

FOREIGN PATENT DOCUMENTS

CN 304651831 S 5/2018
CN 304899297 S 11/2018

(**) Term: **15 Years**

(21) Appl. No.: **29/749,801**

(22) Filed: **Sep. 9, 2020**

Related U.S. Application Data

(62) Division of application No. 29/678,511, filed on Jan. 29, 2019, now Pat. No. Des. 900,512.

Foreign Application Priority Data

Aug. 2, 2018 (CN) 201830423972.0

(51) **LOC (13) Cl.** **20-02**

(52) **U.S. Cl.**
USPC **D6/675**

(58) **Field of Classification Search**

USPC D6/320, 512, 553, 555, 574, 641, 661,
D6/672, 673, 675, 675.1, 675.2, 675.5,
D6/682, 682.1, 694, 685, 696, 697, 698,
D6/700, 705, 705.4, 705.5, 705.6, 707.19,
D6/719

CPC A47F 5/0043; A47F 5/08; A47F 5/0807;
A47F 5/16; A47B 13/00; A47B 13/08

See application file for complete search history.

(56) **References Cited**

U.S. PATENT DOCUMENTS

D301,898 S * 6/1989 Galvez D19/75
D302,088 S * 7/1989 Burt D6/555

OTHER PUBLICATIONS

Search report issued in corresponding TW application No. 108300592 dated Oct. 31, 2019.

(Continued)

Primary Examiner — Karen E Kearney

Assistant Examiner — Adam C Mager

(57) **CLAIM**

The ornamental design for an exhibition table, as shown and described.

DESCRIPTION

FIG. 1 is a perspective view of an exhibition table showing my new design;

FIG. 2 is a front view thereof;

FIG. 3 is a left side view thereof;

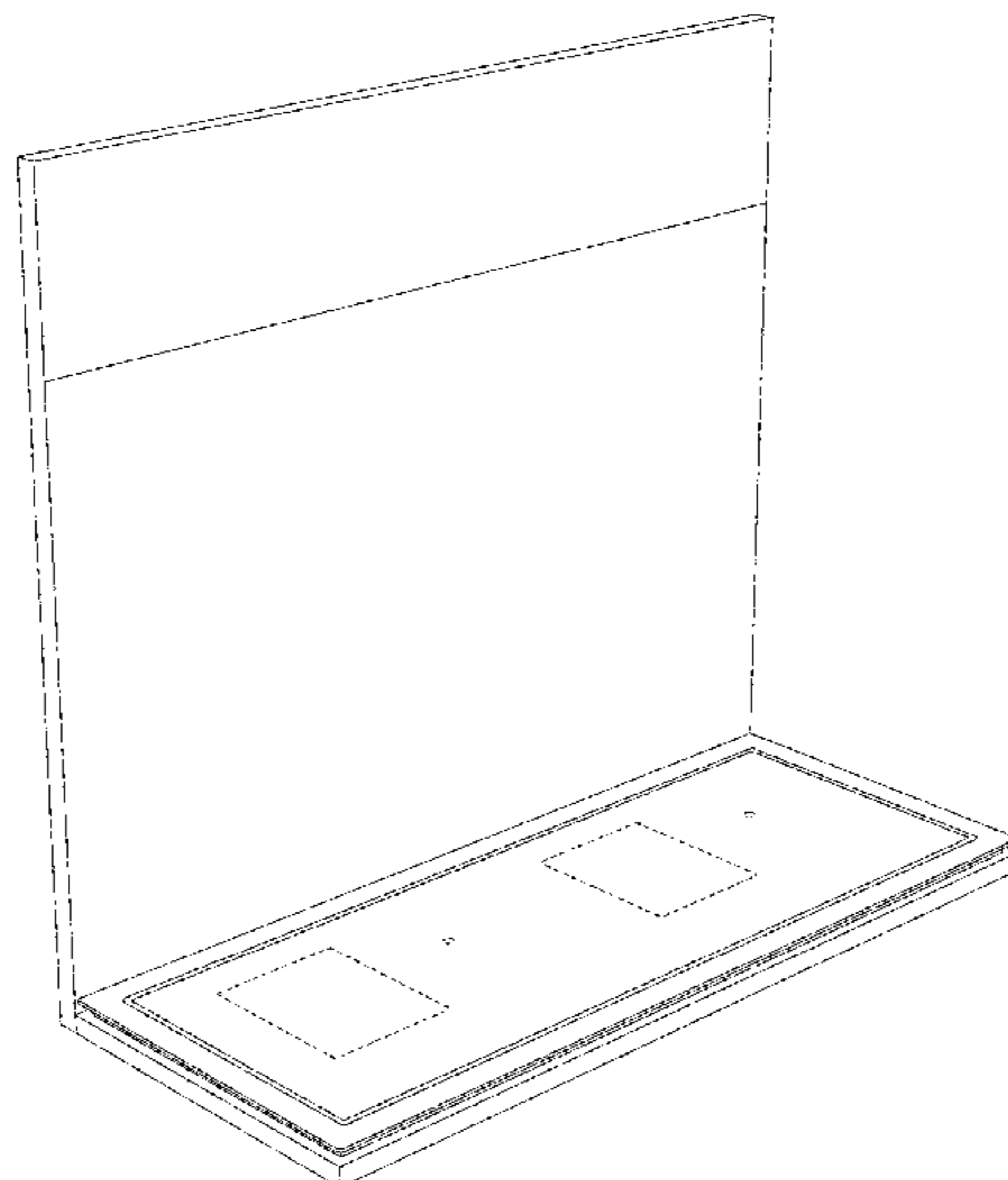
FIG. 4 is a right side view thereof; and,

FIG. 5 is a top view thereof.

The bottom and rear views of the exhibition table are flat and include no surface ornamentation.

The broken lines in the figures show portions of the exhibition table that form no part of the claimed design.

1 Claim, 5 Drawing Sheets



(56)

References Cited

U.S. PATENT DOCUMENTS

D842,628 S 3/2019 Siminoff et al.
D861,391 S 10/2019 Choi
10,643,270 B1 5/2020 Vieville et al.
D887,756 S 6/2020 Huang
D900,512 S * 11/2020 Ouyang D6/675
2014/0027397 A1 * 1/2014 Knoll A47B 96/1441
211/183
2014/0353269 A1 * 12/2014 Trinh A47F 5/10
211/183

OTHER PUBLICATIONS

Search report issued in corresponding TW application No. 108300592 dated Sep. 5, 2019.

Notice of allowance issued in corresponding U.S. Appl. No. 29/678,511 dated Aug. 27, 2020.

* cited by examiner




FIG. 1



FIG. 2




FIG. 3




FIG. 4

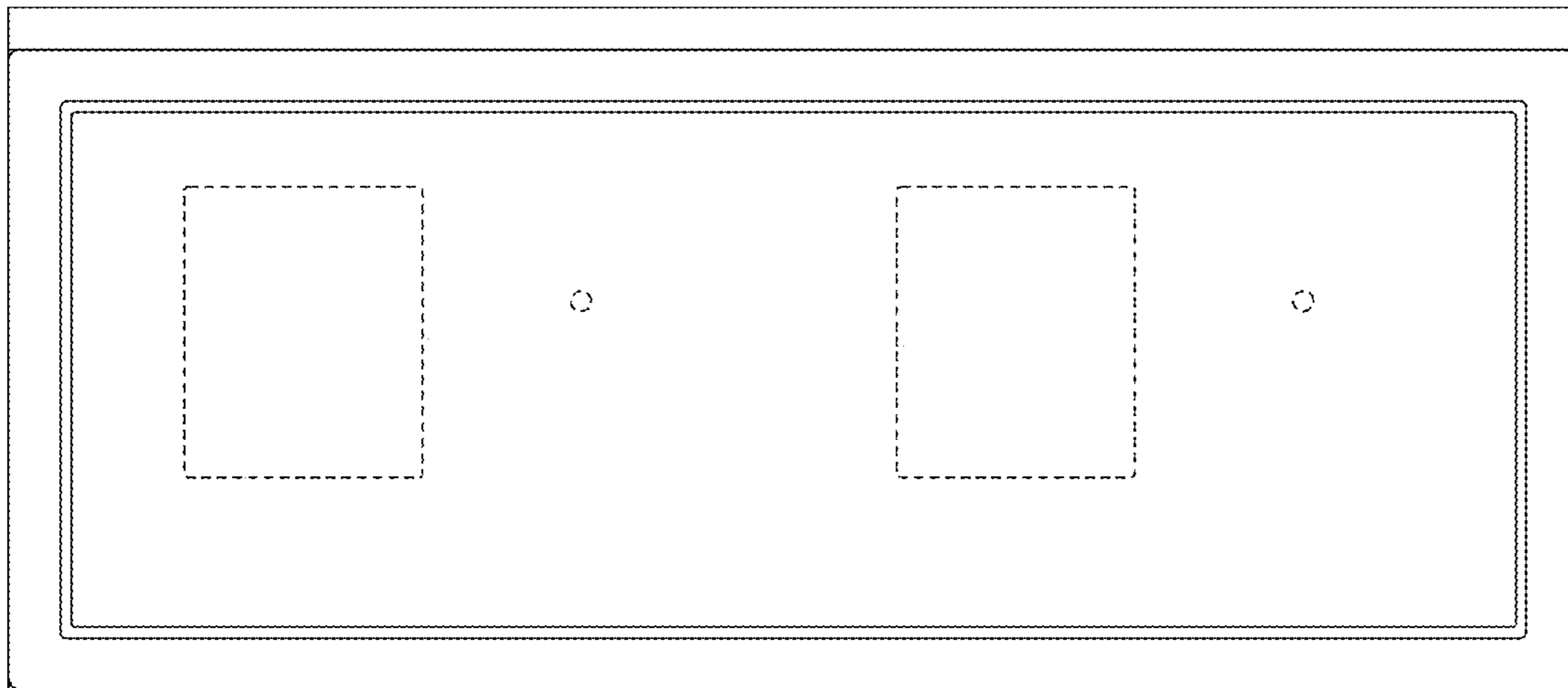


FIG. 5