



US00D913020S

(12) **United States Design Patent** (10) **Patent No.:** **US D913,020 S**  
**Ohmoto et al.** (45) **Date of Patent:** **\*\* \*Mar. 16, 2021**

(54) **BEARER**  
(71) Applicants: **OBAYASHI CORPORATION**, Tokyo (JP); **SRI INTERNATIONAL**, Menlo Park, CA (US)

3,424,364 A 1/1969 Grafslund  
D220,442 S \* 4/1971 Beavers ..... D6/671  
3,651,769 A 3/1972 Foley  
3,880,286 A 4/1975 Wegener  
3,881,429 A 5/1975 Seymore  
3,902,692 A 9/1975 Skinner  
4,051,786 A 10/1977 Nordgren  
(Continued)

(72) Inventors: **Eri Ohmoto**, Tokyo (JP); **Satoru Doi**, Tokyo (JP); **Tomoya Kaneko**, Tokyo (JP); **Koji Hamada**, Tokyo (JP); **Tamaki Horii**, Tokyo (JP); **Maya Kagatani**, Tokyo (JP); **Tatsuya Osugi**, Tokyo (JP); **Hiroto Sato**, Redwood City, CA (US); **Takashi Tsuchiya**, Foster City, CA (US); **Aveek Das**, San Francisco, CA (US); **Poojitha Preena**, Piedmont, CA (US)

FOREIGN PATENT DOCUMENTS

JP 2016-113283 A 6/2016

(73) Assignees: **OBAYASHI CORPORATION**, Tokyo (JP); **SRI INTERNATIONAL**, Menlo Park, CA (US)

OTHER PUBLICATIONS

Office Action issued in related U.S. Appl. No. 16/230,554, dated Dec. 20, 2019.

(Continued)

*Primary Examiner* — Kelley A Donnelly

(\*) Notice: This patent is subject to a terminal disclaimer.

(74) *Attorney, Agent, or Firm* — Maschoff Brennan

(\*\*) Term: **15 Years**

(57) **CLAIM**

The ornamental design for a bearer, as shown and described.

(21) Appl. No.: **29/674,604**

**DESCRIPTION**

(22) Filed: **Dec. 21, 2018**

(51) **LOC (13) Cl.** ..... **06-06**

(52) **U.S. Cl.**  
USPC ..... **D6/675**

(58) **Field of Classification Search**  
USPC ..... D6/349, 672, 675, 675.1, 684, 691  
CPC .... A47F 5/0018; A47F 5/0043; A47F 5/0081;  
A47B 1/02; A47B 7/00; A47B 13/02  
See application file for complete search history.

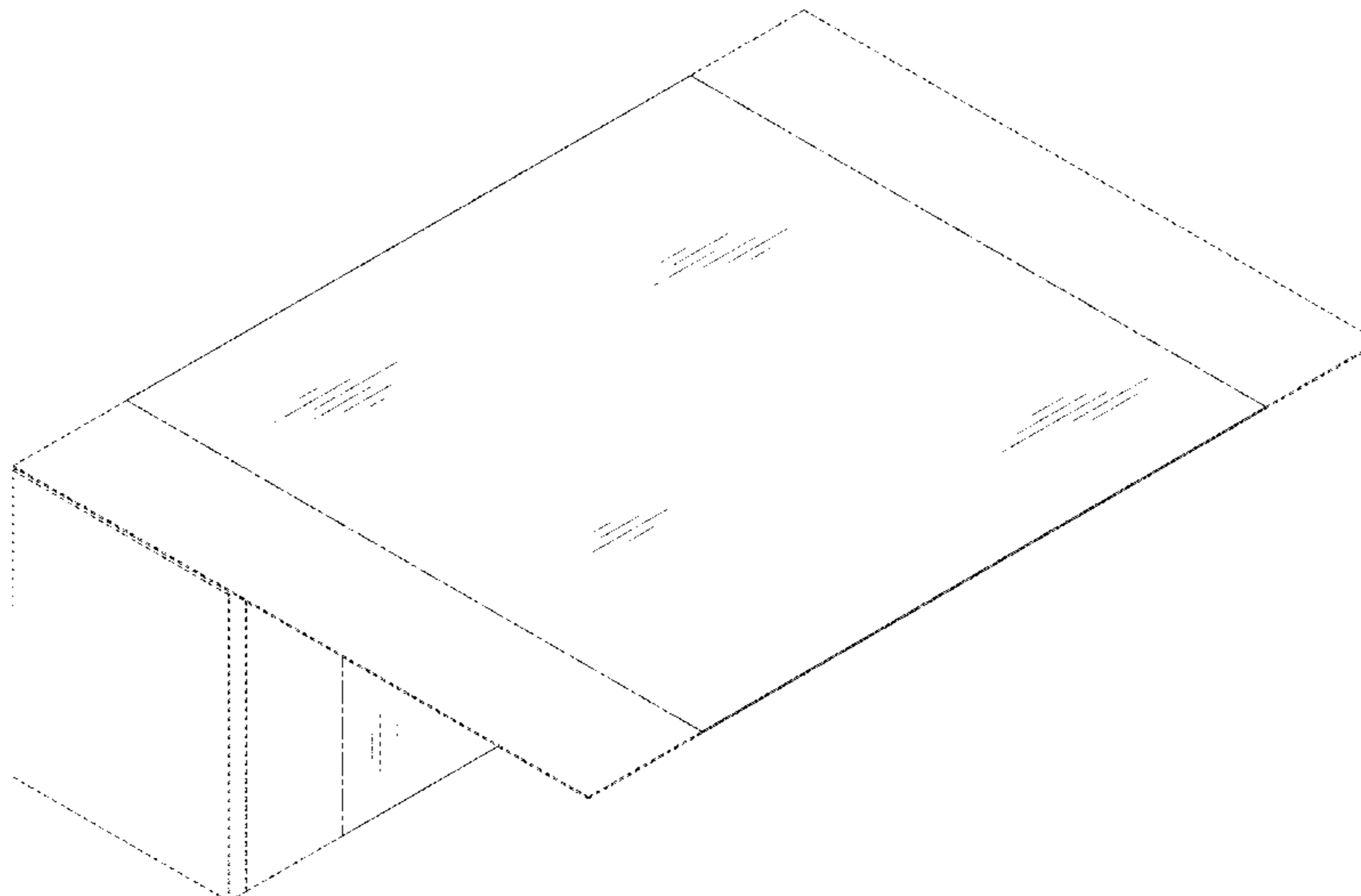
FIG. 1 is a front, top and right side perspective view of a BEARER showing our new design;  
FIG. 2 is an enlarged front view thereof, the rear view being symmetrical to the front view;  
FIG. 3 is a top plan view thereof;  
FIG. 4 is a bottom plan view thereof;  
FIG. 5 is a right side view thereof;  
FIG. 6 is a left side view thereof;  
FIG. 7 is an enlarged cross-sectional view taken along line 7-7 in FIG. 3; and,  
FIG. 8 is an exploded perspective view thereof.  
The broken lines illustrate portions of the bearer that form no part of the claimed design. The dash-dotted lines denote the boundary of the claim and form no part of the claimed design.

(56) **References Cited**

U.S. PATENT DOCUMENTS

2,543,254 A 2/1951 Osborn  
2,691,499 A 10/1954 Watts

**1 Claim, 8 Drawing Sheets**



(56)

**References Cited**

U.S. PATENT DOCUMENTS

4,169,417 A 10/1979 Gemvik  
 4,694,962 A 9/1987 Tuab  
 5,237,936 A 8/1993 Susel et al.  
 5,483,899 A 1/1996 Christie  
 D414,628 S \* 10/1999 Gager ..... D6/671.1  
 D485,094 S \* 1/2004 Chang ..... D6/690  
 7,025,208 B2 4/2006 Baker et al.  
 D604,529 S \* 11/2009 Bloch ..... D6/651  
 7,779,764 B2 8/2010 Naidu et al.  
 8,176,856 B2 5/2012 Dickner  
 8,667,905 B2 3/2014 Anderson et al.  
 D711,171 S \* 8/2014 Brielmaier ..... D6/675  
 9,126,753 B2 9/2015 Cowie et al.  
 D740,595 S \* 10/2015 Kim ..... D6/672  
 D776,470 S \* 1/2017 Heck ..... D6/691  
 D786,594 S \* 5/2017 Yamamoto ..... D6/702  
 D787,246 S \* 5/2017 Price ..... D6/699

D787,247 S \* 5/2017 Price ..... D6/699  
 D790,893 S \* 7/2017 Grossinger ..... D6/691  
 D794,686 S \* 8/2017 Kim ..... D15/89  
 9,981,791 B2 5/2018 Feudner et al.  
 D846,313 S \* 4/2019 Carral O' Gorman ..... D6/652  
 D846,603 S \* 4/2019 Kwon ..... D15/89  
 D847,542 S \* 5/2019 Lipparini ..... D6/657  
 D854,589 S \* 7/2019 Lee ..... D15/89  
 D859,892 S \* 9/2019 Tio ..... D6/675  
 D869,210 S \* 12/2019 Mangold ..... D6/691.4  
 D873,056 S \* 1/2020 Stafford ..... D6/675  
 D874,193 S \* 2/2020 Goodman ..... D6/675.5  
 2006/0065168 A1 3/2006 Chen  
 2011/0132238 A1 6/2011 Jaegers et al.

OTHER PUBLICATIONS

U.S. Office Action in U.S. Appl. No. 16/230,554 dated Jun. 19, 2020.

\* cited by examiner

FIG.1

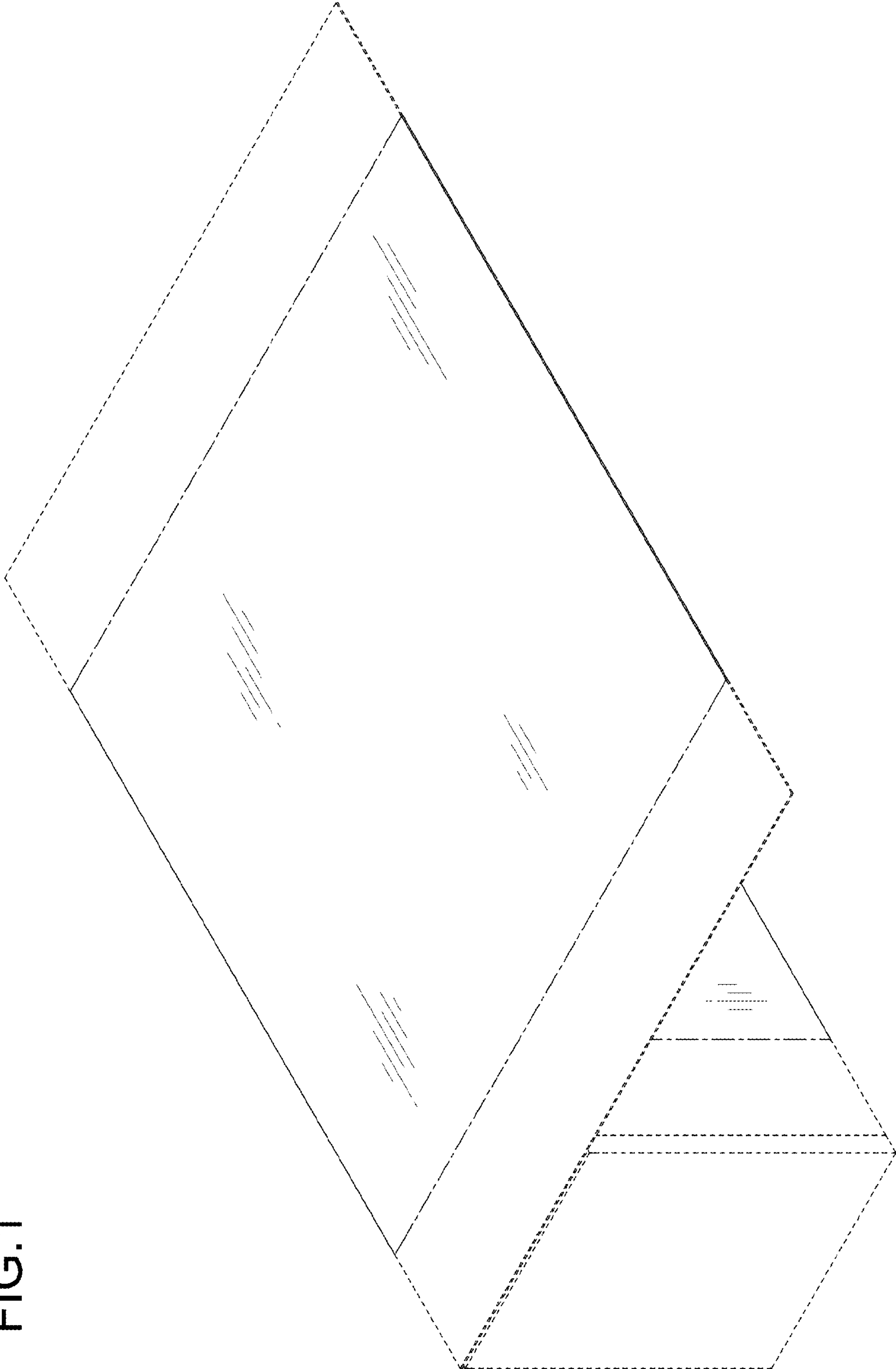


FIG.2



FIG.3

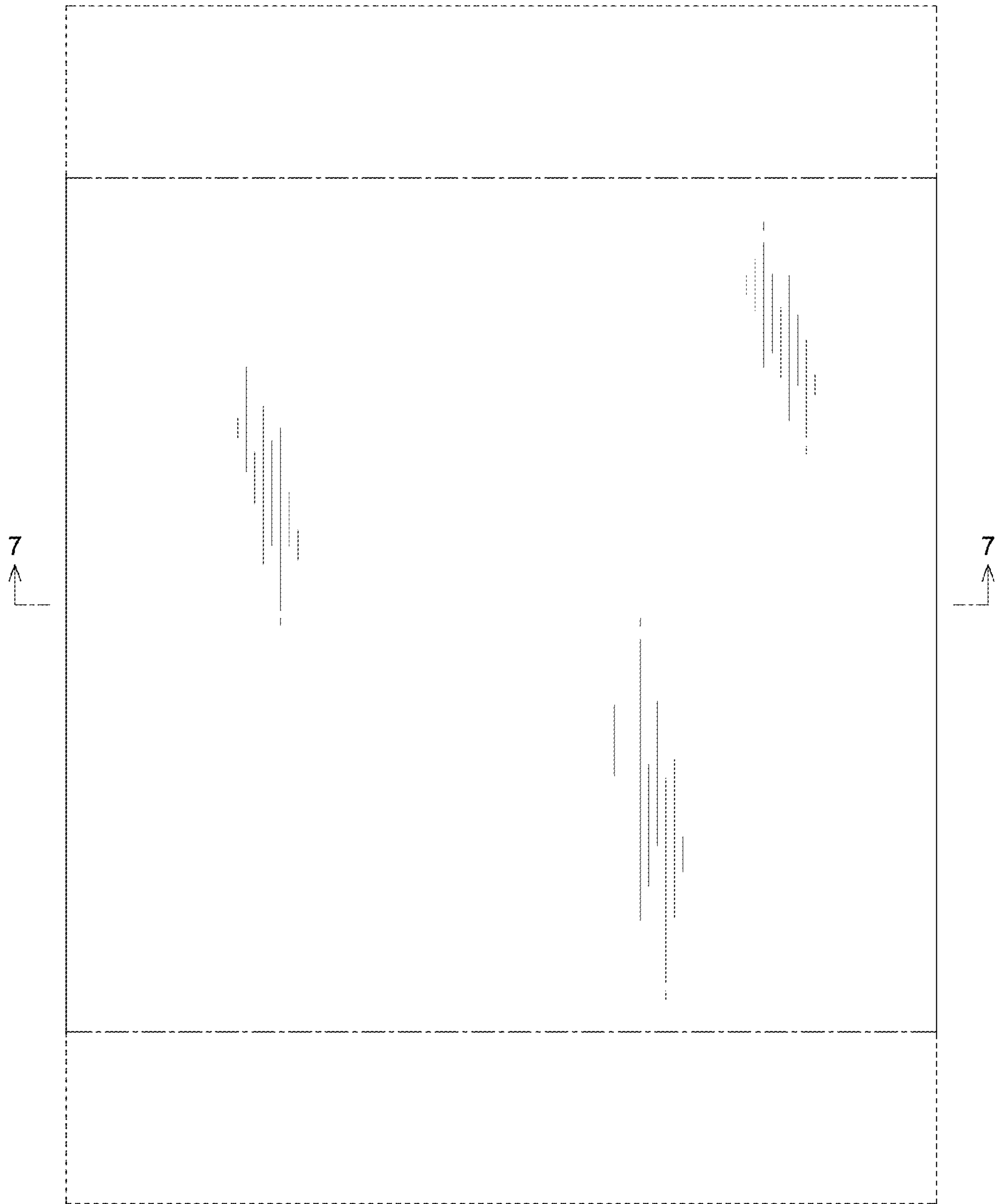


FIG.4

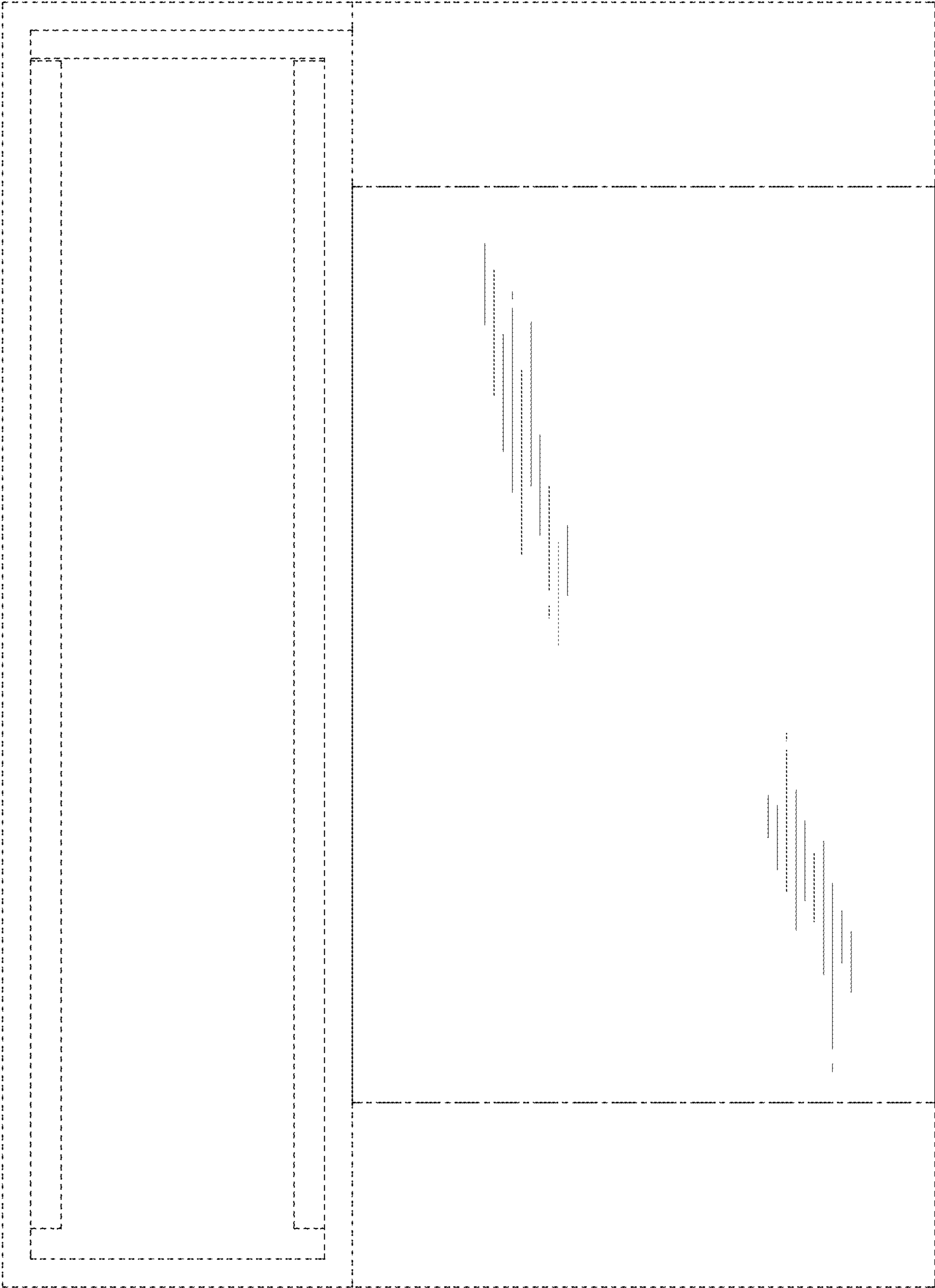



FIG. 5






FIG.6



FIG.7




FIG.8

