



US00D913015S

(12) **United States Design Patent** (10) **Patent No.:** **US D913,015 S**  
**Dann** (45) **Date of Patent:** **\*\* Mar. 16, 2021**

- (54) **TOWEL**
- (71) Applicant: **Acushnet Company**, Fairhaven, MA (US)
- (72) Inventor: **Jared Dann**, Norwell, MA (US)
- (73) Assignee: **Acushnet Company**, Fairhaven, MA (US)
- (\*\*) Term: **15 Years**
- (21) Appl. No.: **29/676,041**
- (22) Filed: **Jan. 8, 2019**
- (51) **LOC (13) Cl.** ..... **06-13**
- (52) **U.S. Cl.**  
USPC ..... **D6/608**
- (58) **Field of Classification Search**  
USPC ..... D6/582–583, 587–592, 595–609, D6/617–622; D28/7, 8.1  
CPC ..... A47G 9/00; A47G 2009/001; A47G 2009/002; A47G 2009/003; A47G 2009/005; A47G 2009/006; A47G 9/02; A47G 9/0215; A47G 9/0223; A47G 9/023; A47G 9/0238; A47G 9/06; A47G 9/062; A47G 9/066; A47G 9/068; A47G 9/0248; A47G 9/08; A47G 9/04; A47G 11/002; A47G 11/001; A47G 11/003  
See application file for complete search history.

- (56) **References Cited**  
U.S. PATENT DOCUMENTS  
3,381,306 A \* 5/1968 Innes ..... A47G 9/086 2/69  
3,522,612 A \* 8/1970 Palmer ..... A41D 15/00 2/88  
5,697,102 A \* 12/1997 Benjamin ..... A41D 7/008 2/69  
5,769,141 A 6/1998 Rinehard  
D477,744 S \* 7/2003 Kelly ..... D6/603

- D507,693 S \* 7/2005 Walton ..... D2/825
- D622,482 S \* 8/2010 Stein ..... D2/826
- D622,483 S \* 8/2010 Stein ..... D2/826
- D650,148 S \* 12/2011 Sanders ..... D2/502
- D661,845 S \* 6/2012 Chase ..... D30/145
- D674,167 S \* 1/2013 Ehler ..... D2/826
- D681,383 S \* 5/2013 Derman ..... D6/603

(Continued)

*Primary Examiner* — Jennifer L Rempfer  
(74) *Attorney, Agent, or Firm* — Daniel W. Sullivan

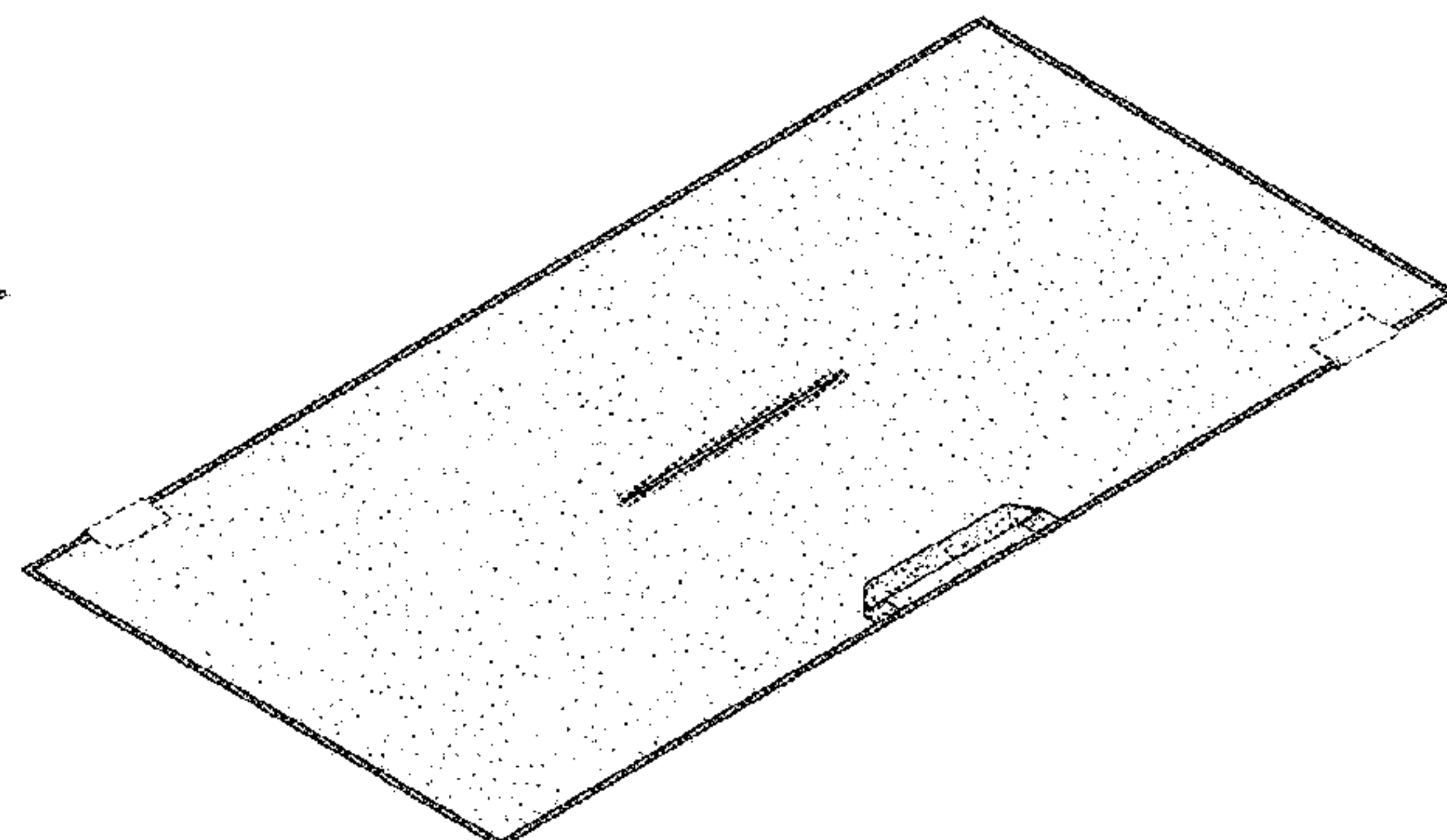
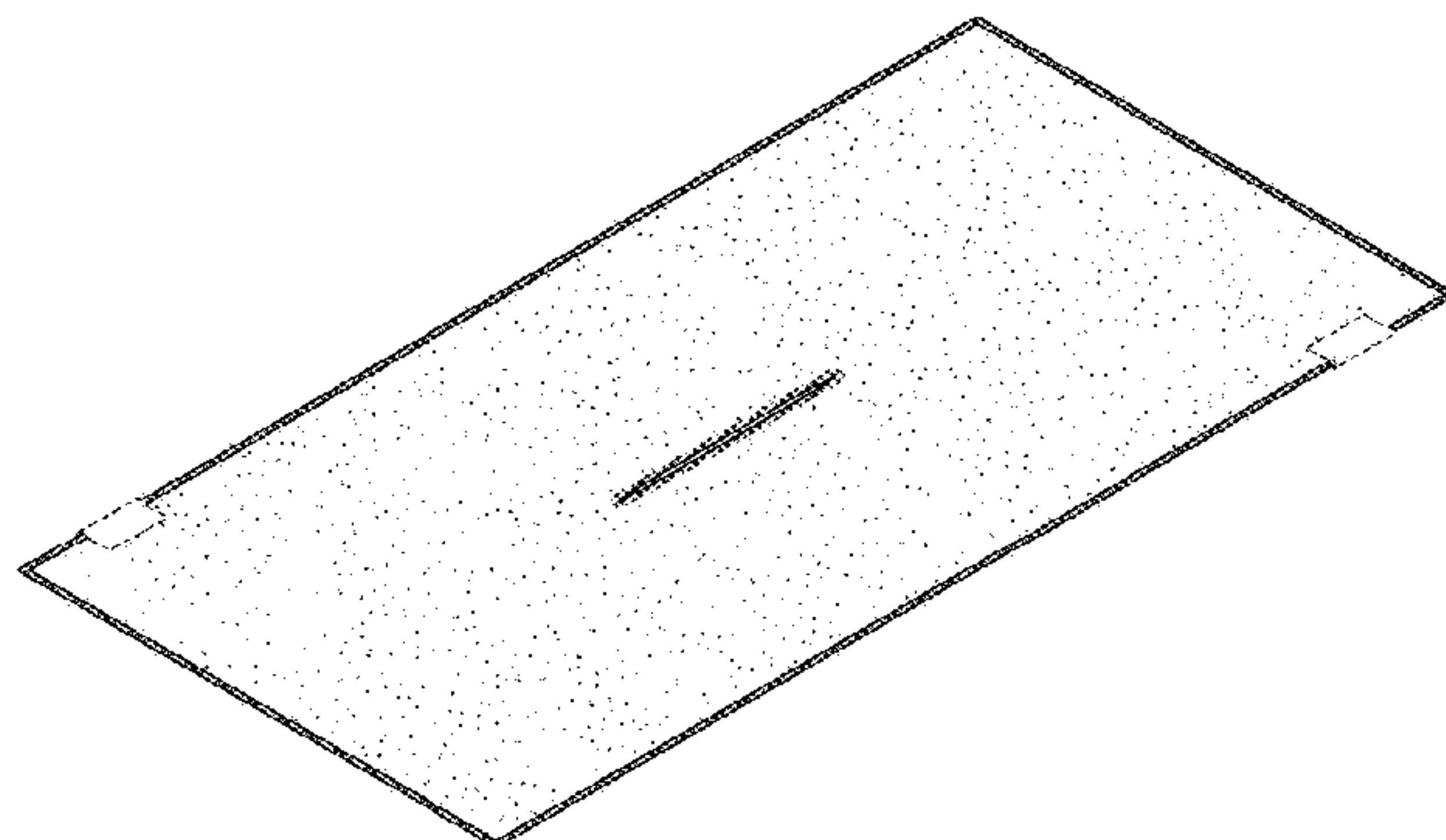
(57) **CLAIM**

The ornamental design for a towel, as shown and described.

**DESCRIPTION**

FIG. 1 is a perspective view of one embodiment of the towel of this invention;  
 FIG. 2 is a top plan view thereof;  
 FIG. 3 is a is an enlarged view of a portion of the towel of this invention that is identified with the reference, “FIG. 3” in FIG. 2;  
 FIG. 4 is a bottom plan view thereof;  
 FIG. 5 is a first side elevation view thereof;  
 FIG. 6 is a second side elevation view thereof;  
 FIG. 7 is a third side elevation view thereof;  
 FIG. 8 is a fourth side elevation view thereof;  
 FIG. 9 is a perspective view of a second embodiment of the towel of this invention;  
 FIG. 10 is a top plan view thereof;  
 FIG. 11 is a is an enlarged view of a portion of the towel of this invention that is identified with the reference, “FIG. 11” in FIG. 10;  
 FIG. 12 is a bottom plan view thereof;  
 FIG. 13 is a first side elevation view thereof;  
 FIG. 14 is a second side elevation view thereof;  
 FIG. 15 is a third side elevation view thereof; and,  
 FIG. 16 is a fourth side elevation view thereof.  
 In FIGS. 1-16, the broken lines depict unclaimed portions of the towel.

**1 Claim, 8 Drawing Sheets**



(56)

**References Cited**

U.S. PATENT DOCUMENTS

D713,657 S \* 9/2014 McNett ..... D6/608  
9,161,640 B2 \* 10/2015 Sirok ..... A47G 9/0207  
D785,371 S \* 5/2017 Volpe, II ..... D6/602  
D805,813 S \* 12/2017 Hayward ..... D6/608  
D839,546 S \* 2/2019 Noiberg ..... D2/826  
D844,285 S \* 4/2019 Hirai ..... D2/500  
2004/0237167 A1 \* 12/2004 Curry ..... A41D 3/08  
2/88  
2006/0117480 A1 6/2006 Pounce  
2007/0226934 A1 10/2007 Bohannon et al.  
2008/0250560 A1 \* 10/2008 Armstrong ..... A47G 9/068  
5/485  
2009/0151105 A1 6/2009 Bohannon et al.  
2009/0205098 A1 \* 8/2009 Araquistain ..... A45D 44/08  
2/50

\* cited by examiner

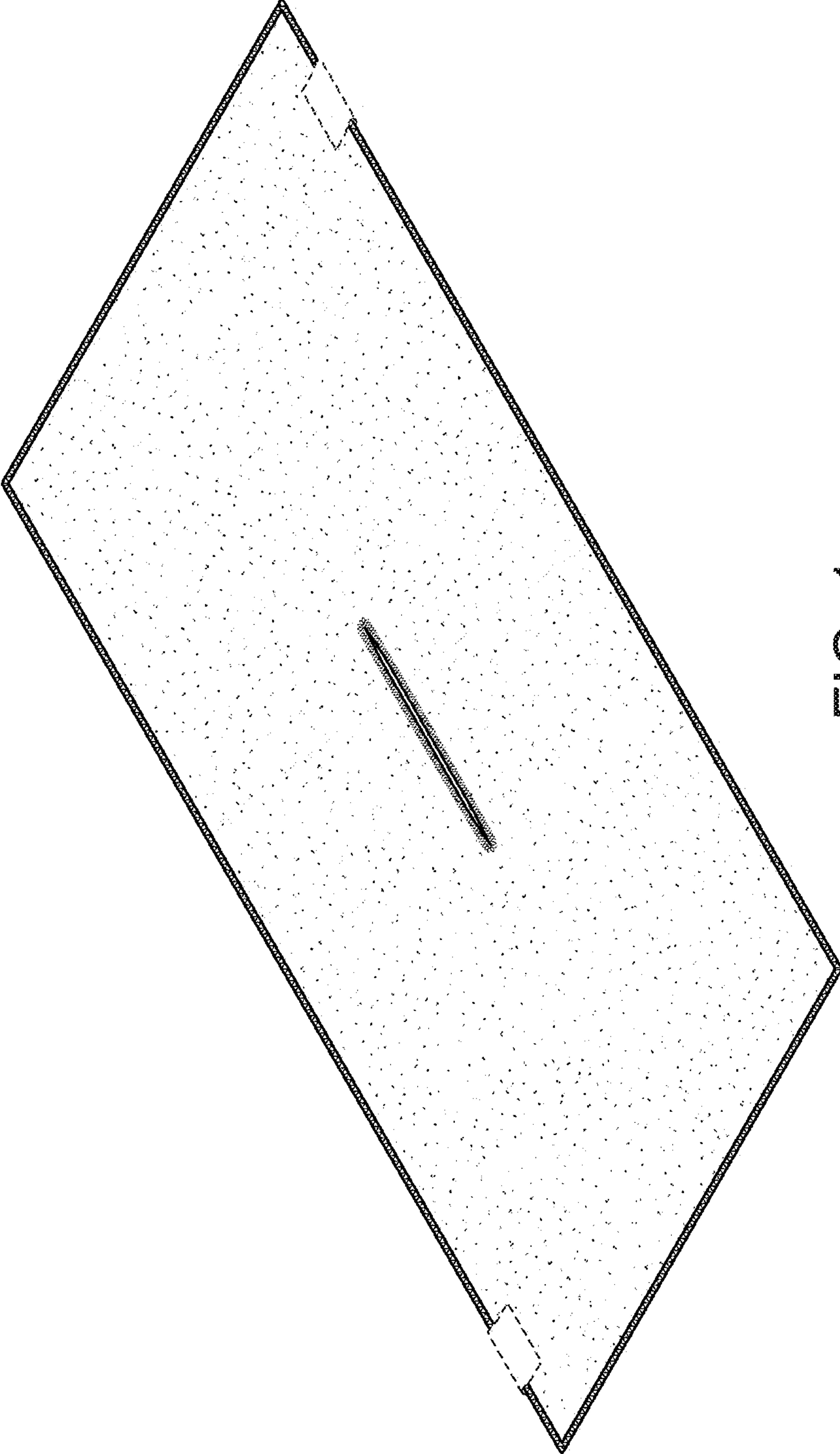


FIG. 1




FIG. 2



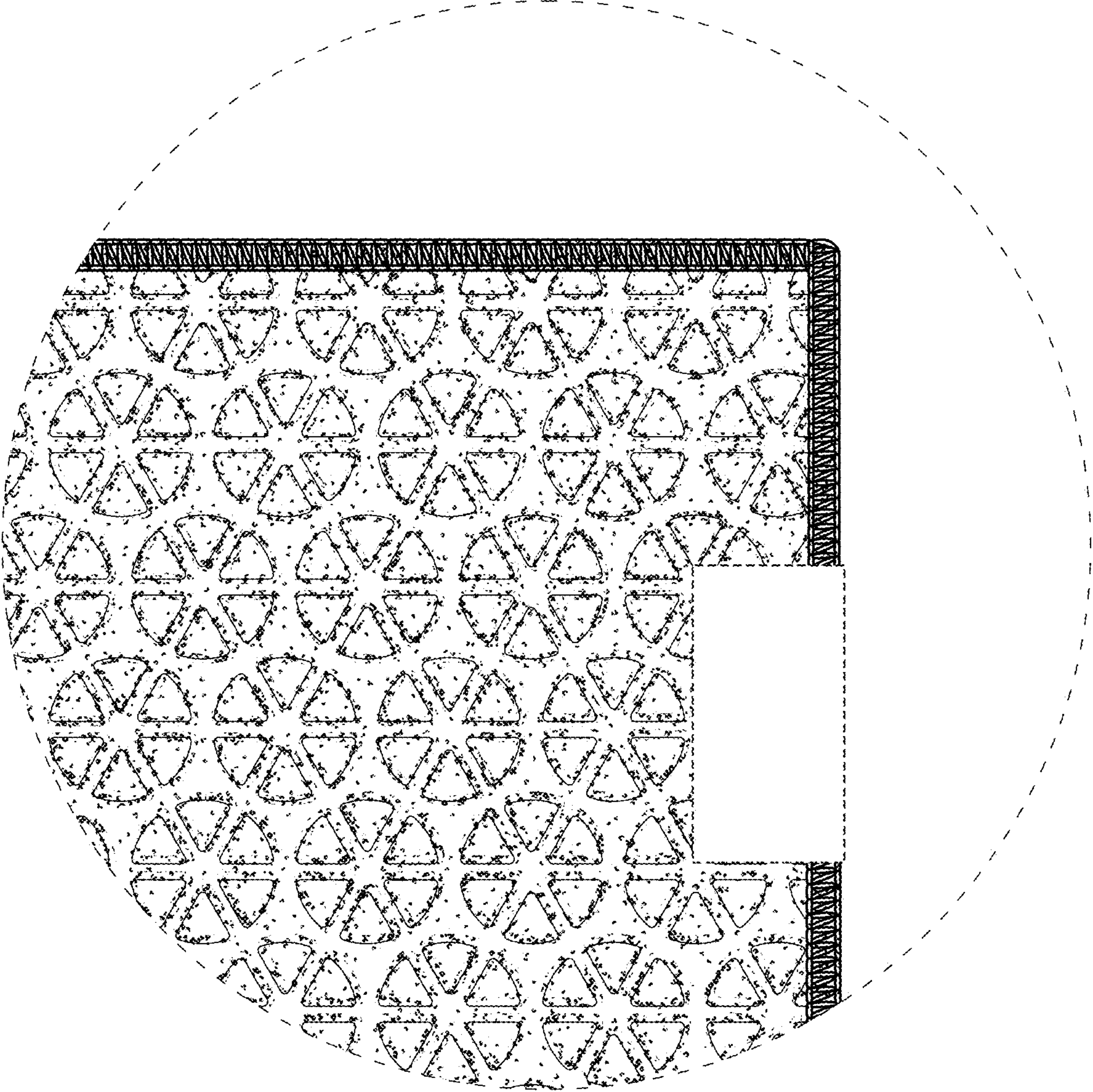


FIG. 3

FIG. 4

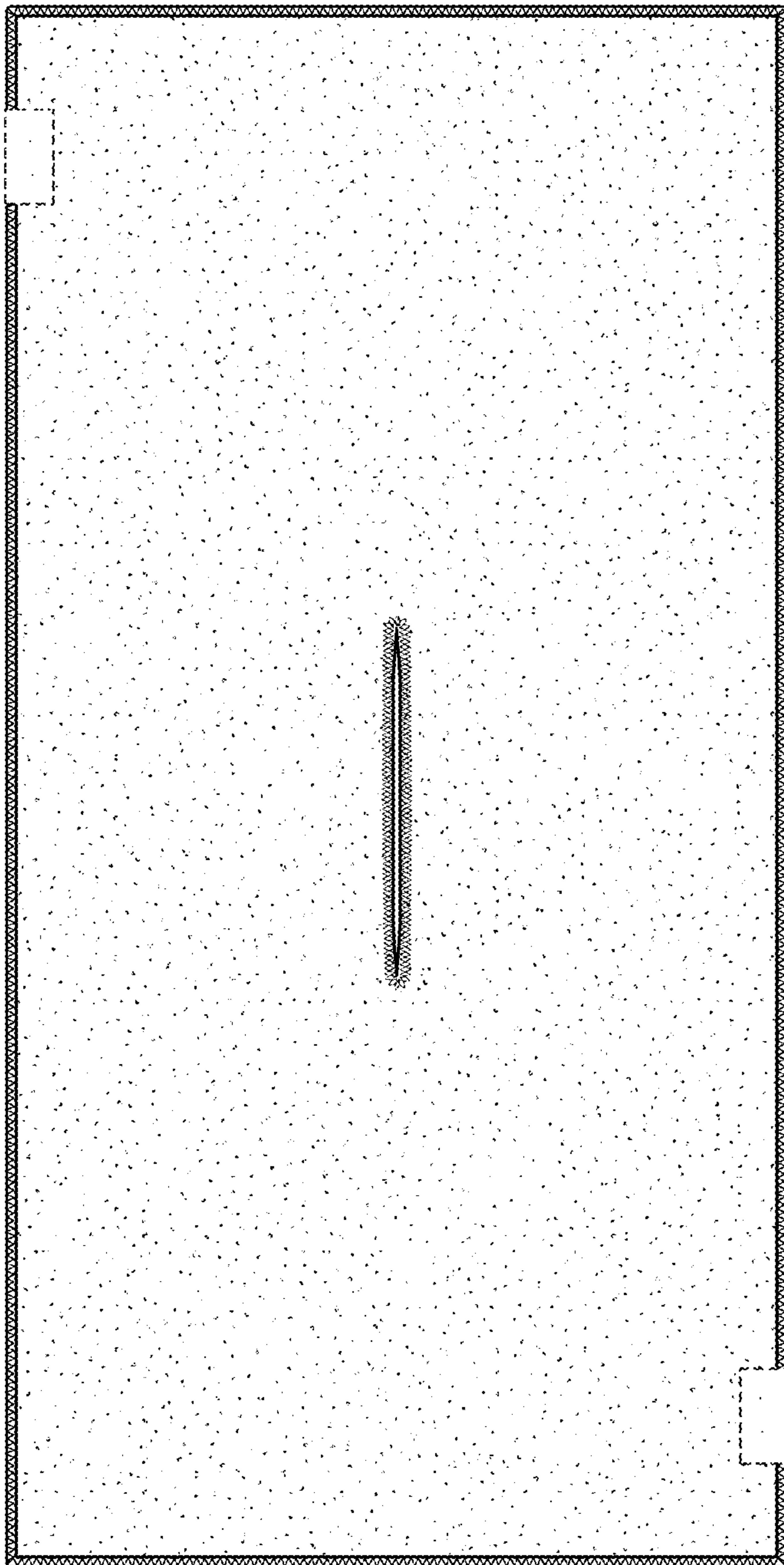


FIG. 5



FIG. 6



FIG. 7



FIG. 8



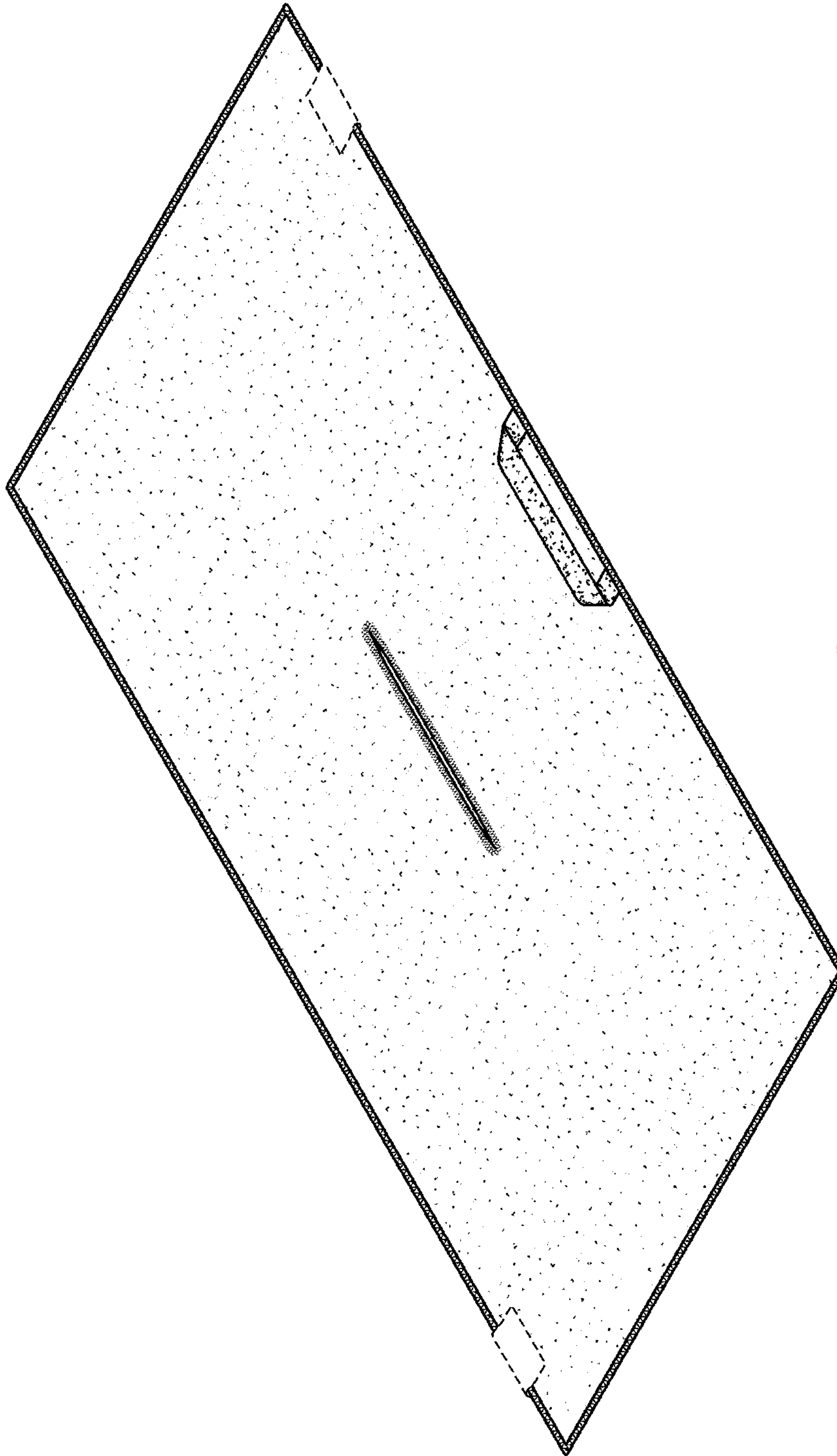


FIG. 9



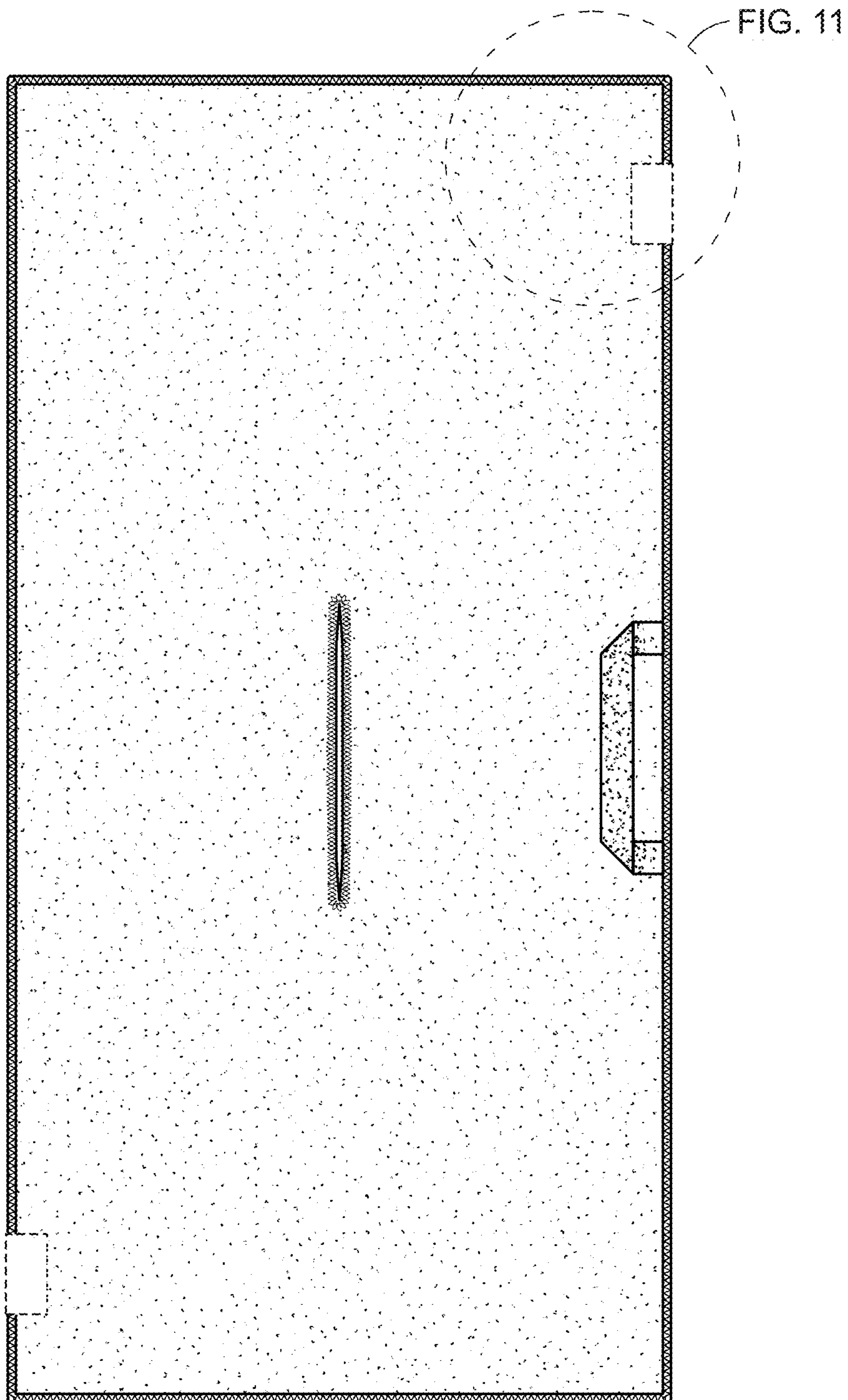


FIG. 10



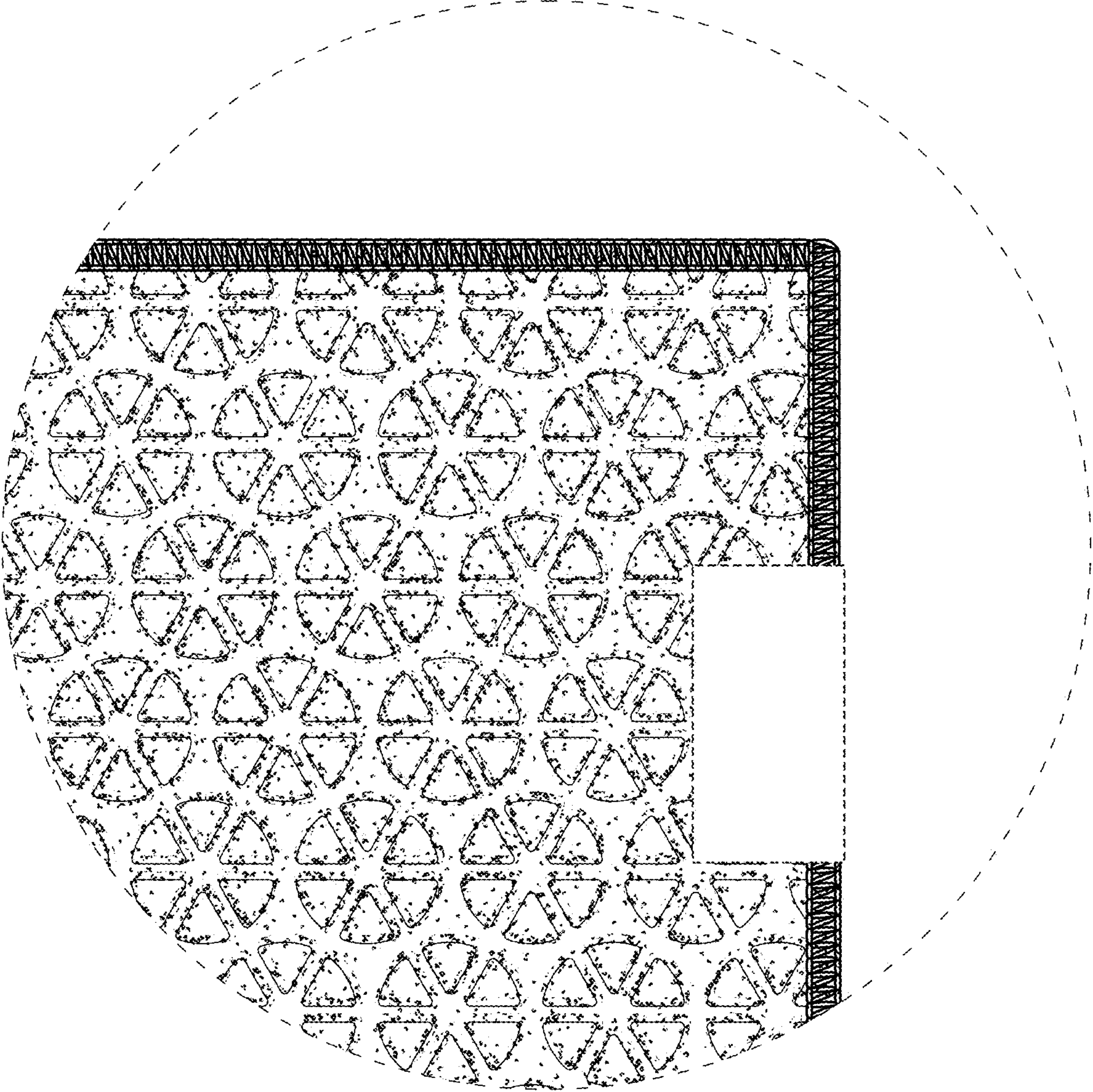


FIG. 11

FIG. 12




FIG. 13 FIG. 14

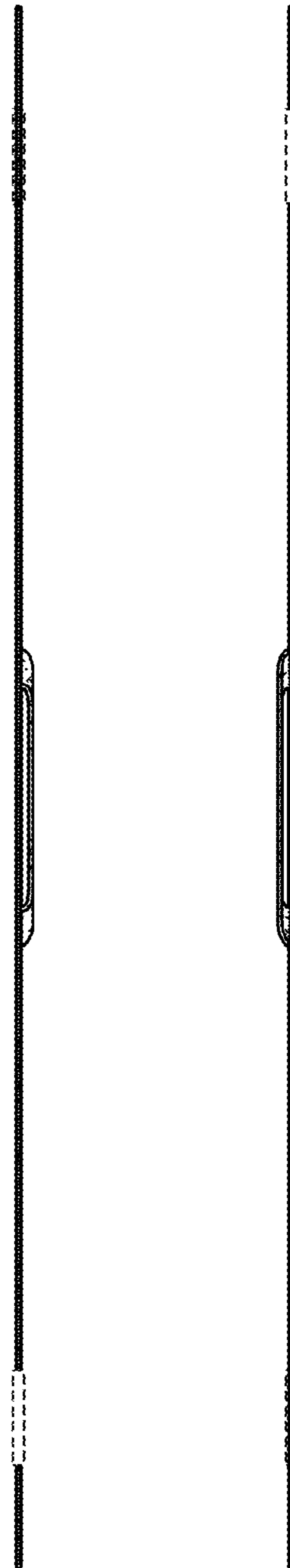


FIG. 15



FIG. 16

