



US00D913012S

(12) **United States Design Patent**
Krishtul

(10) **Patent No.:** **US D913,012 S**

(45) **Date of Patent:** **** Mar. 16, 2021**

(54) **SEAT CUSHION**

(71) Applicant: **AYLIO INTERNATIONAL INC.,**
Aventura, FL (US)

(72) Inventor: **Max Krishtul,** Aventura, FL (US)

(73) Assignee: **AYLIO INTERNATIONAL INC.,**
Aventura, FL (US)

(**) Term: **15 Years**

(21) Appl. No.: **29/718,701**

(22) Filed: **Dec. 27, 2019**

(51) **LOC (13) Cl.** **06-09**

(52) **U.S. Cl.**
USPC **D6/601**

(58) **Field of Classification Search**
USPC D6/349, 375, 512, 595, 596, 601, 604,
D6/611, 715, 716, 716.1; D21/803, 804,
D21/805, 809; D24/183-185, 234
CPC A47G 9/10; A47G 9/1009; A47G 9/1018;
A47G 9/1027; A47G 9/1036; A47G
9/1045; A47G 9/1063; A47G 9/1072;
A47G 9/1081; A47G 9/109
See application file for complete search history.

(56) **References Cited**

U.S. PATENT DOCUMENTS

4,132,228	A	1/1979	Green	
4,164,798	A	8/1979	Weber	
D284,139	S *	6/1986	Ko	5/630
4,643,481	A	2/1987	Saloff et al.	
4,660,238	A	4/1987	Jay	
4,718,727	A	1/1988	Sheppard	
4,989,284	A	2/1991	Gamm	
5,034,594	A	7/1991	Beezhold et al.	
5,079,785	A	1/1992	Garcia	
5,144,705	A	9/1992	Rogers	
5,195,199	A *	3/1993	Sereboff	A61G 7/05738 5/654

D339,949	S *	10/1993	Wei	5/648
5,402,545	A	4/1995	Jolley	
5,457,832	A *	10/1995	Tatum	A61F 5/01 5/636
5,702,153	A	12/1997	Pliska	
5,979,975	A	11/1999	Hiraoka	
6,012,188	A	1/2000	Daniels et al.	
6,929,325	B1	8/2005	Goelo	
7,216,388	B2	5/2007	Bieganek et al.	
7,225,486	B2	6/2007	Jackson, III	

(Continued)

OTHER PUBLICATIONS

Contour Health, The Kabooti Comfort Ring, retrieved on Jun. 11, 2015, Catalog, retrieved from Internet Web Archives Jan. 31, 2013, http://web.archive.org/web/20130131115546/http://www.contourhealth.com/?page_id=126, Charlotte, NC, USA.

(Continued)

Primary Examiner — Jennifer L Rempfer
(74) *Attorney, Agent, or Firm* — Olav M. Underdal; IDP Patent Services

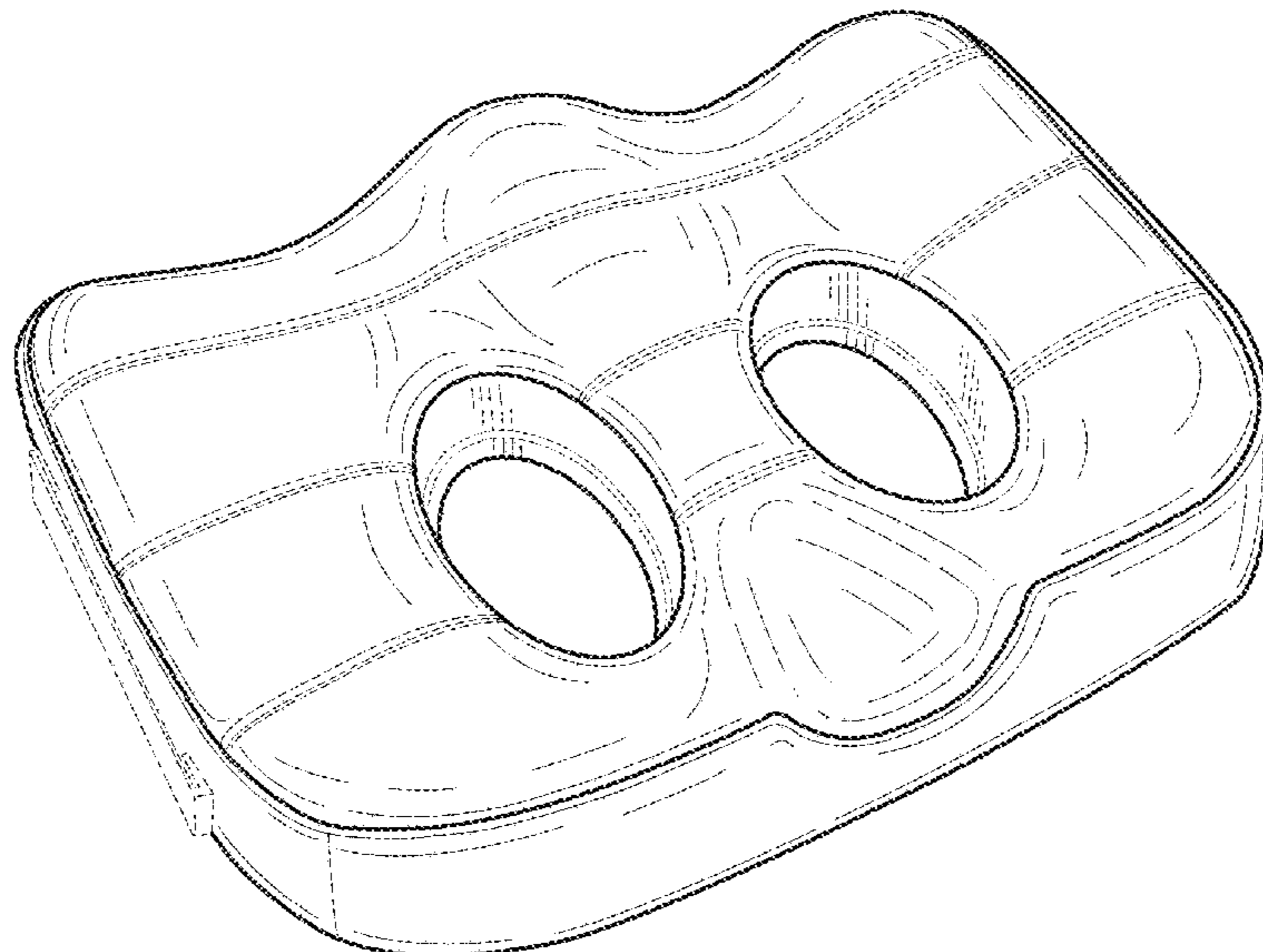
(57) **CLAIM**

The ornamental design for a seat cushion, as shown and described.

DESCRIPTION

FIG. 1 is a left perspective view of a seat cushion showing my new design;
FIG. 2 is a right perspective view thereof;
FIG. 3 is a top plan view thereof;
FIG. 4 is a bottom plan view thereof;
FIG. 5 is a left side elevational view thereof; and
FIG. 6 is a right side elevational view thereof.
FIG. 7 is a rear side elevational view thereof; and,
FIG. 8 is a front side elevational view thereof.
The broken lines show unclaimed portions of the seat cushion only and form no part of the claimed design.

1 Claim, 6 Drawing Sheets



(56)

References Cited

U.S. PATENT DOCUMENTS

7,344,196 B2 3/2008 Rodriquez
 7,444,698 B2 11/2008 Jackson, III
 7,614,704 B2 11/2009 Whelan et al.
 D647,338 S * 10/2011 Wu D6/716.1
 8,291,535 B2 10/2012 Kemper
 D681,995 S 5/2013 Davis et al.
 8,566,985 B2 * 10/2013 Kim A47G 9/109
 5/636
 8,696,059 B2 4/2014 Carmichael, IV
 D722,449 S 2/2015 Krishtul
 D748,421 S * 2/2016 Warner D6/716.1
 D750,397 S * 3/2016 Werner D6/601
 D773,054 S * 11/2016 Weilert D24/183
 D773,212 S 12/2016 Krishtul
 D794,356 S * 8/2017 McWilliams D6/601
 D815,860 S 4/2018 Krishtul
 10,441,487 B1 * 10/2019 Jerome-Miller A47G 9/1054
 2006/0103225 A1 5/2006 Kim
 2006/0150336 A1 7/2006 Jackson
 2007/0089240 A1 * 4/2007 Dazzi A47C 20/026
 5/630

2007/0236074 A1 10/2007 Rodriquez
 2008/0216245 A1 9/2008 Liners
 2011/0010863 A1 * 1/2011 Rubio A47C 20/026
 5/652
 2012/0119560 A1 * 5/2012 Wu A47C 7/029
 297/452.21
 2013/0198961 A1 8/2013 Davis et al.

OTHER PUBLICATIONS

iCoudy, iCoudy-Memory-Cushion-Sciatica-Prostate, Internet, Mar. 11, 2016, 1 page, Amazon, <https://www.amazon.com/iCoudy-Memory-Cushion-Sciatica-Prostate/dp/B01A80DJ68>.
 Independent Living, DOAbility, Keyhole Comfort Cushion, retrieved Jul. 8, 2016. 1 page, Internet, retrieved from Internet Web Archives, Mar. 9, 2015, <http://web.archive.org/web/20150309092525/http://www.independentliving.com.au/store/Cushions+and+Back+Rests/Keyhole+Comfort+Cushion>.
 Max K; "IMG 1144 MOV"; Internet web page/video; Jan. 25, 2016; YouTube™; <https://www.youtube.com/watch?v=s8ekx3tWnjE>.

* cited by examiner

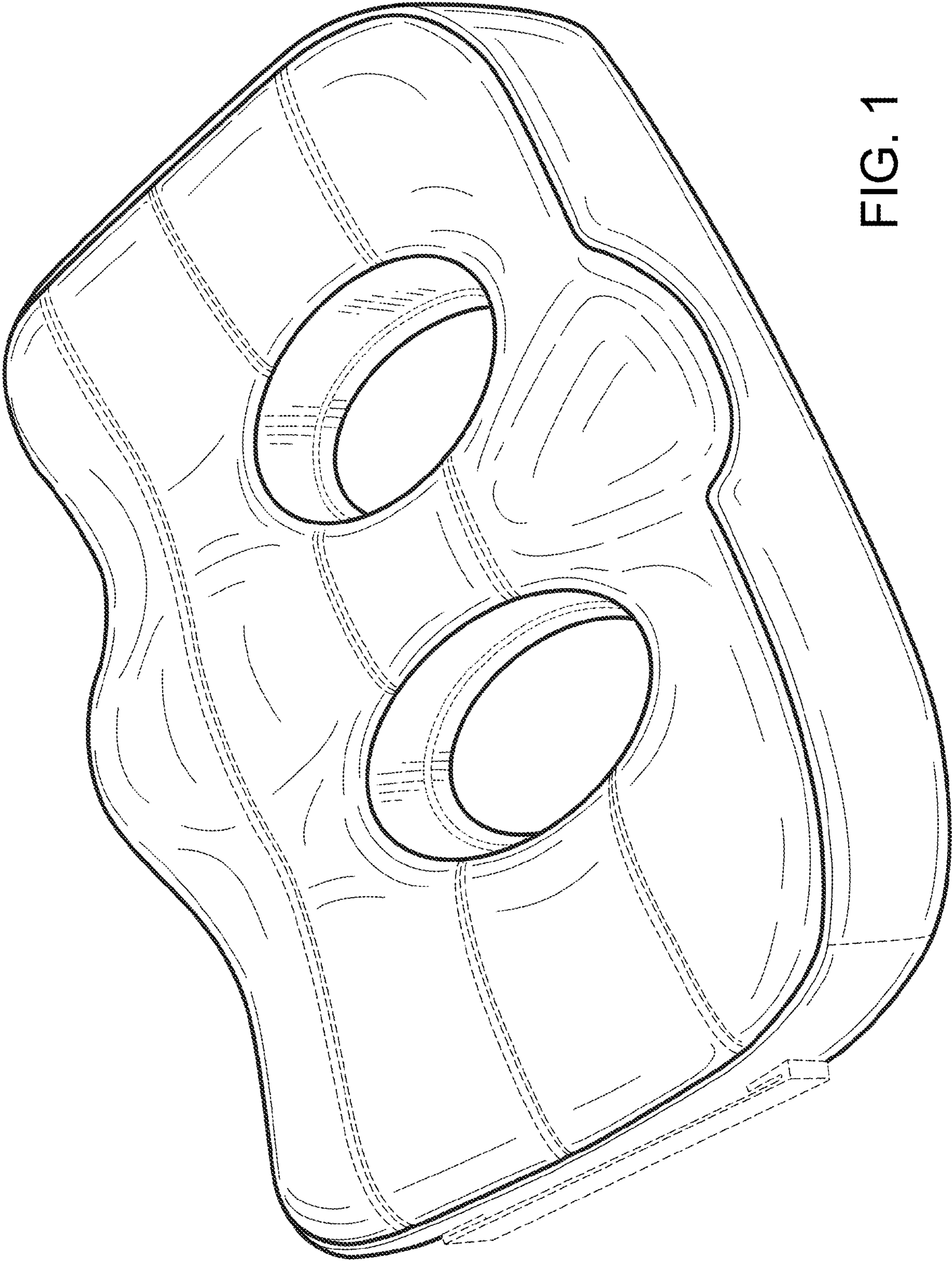


FIG. 1

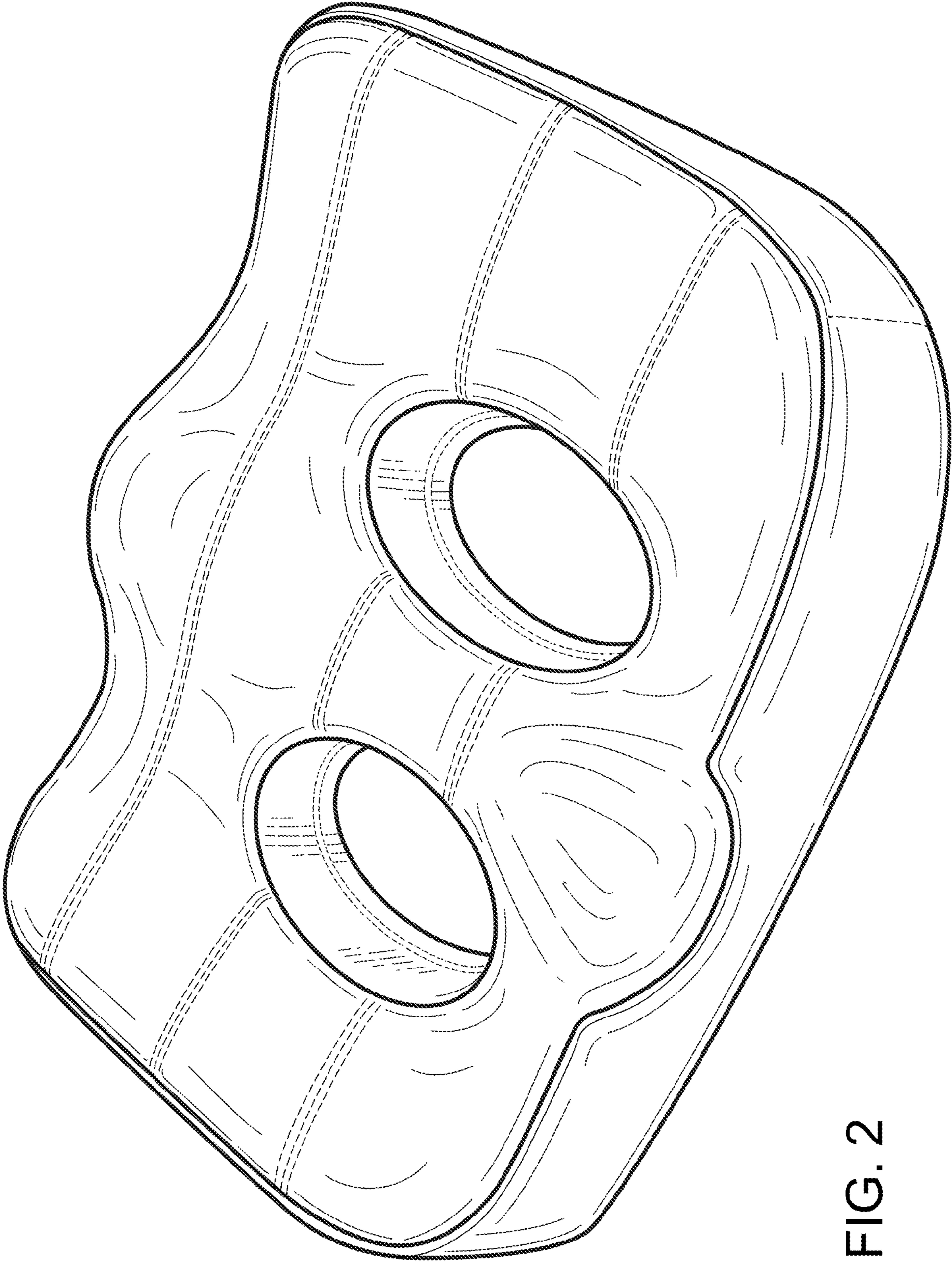


FIG. 2

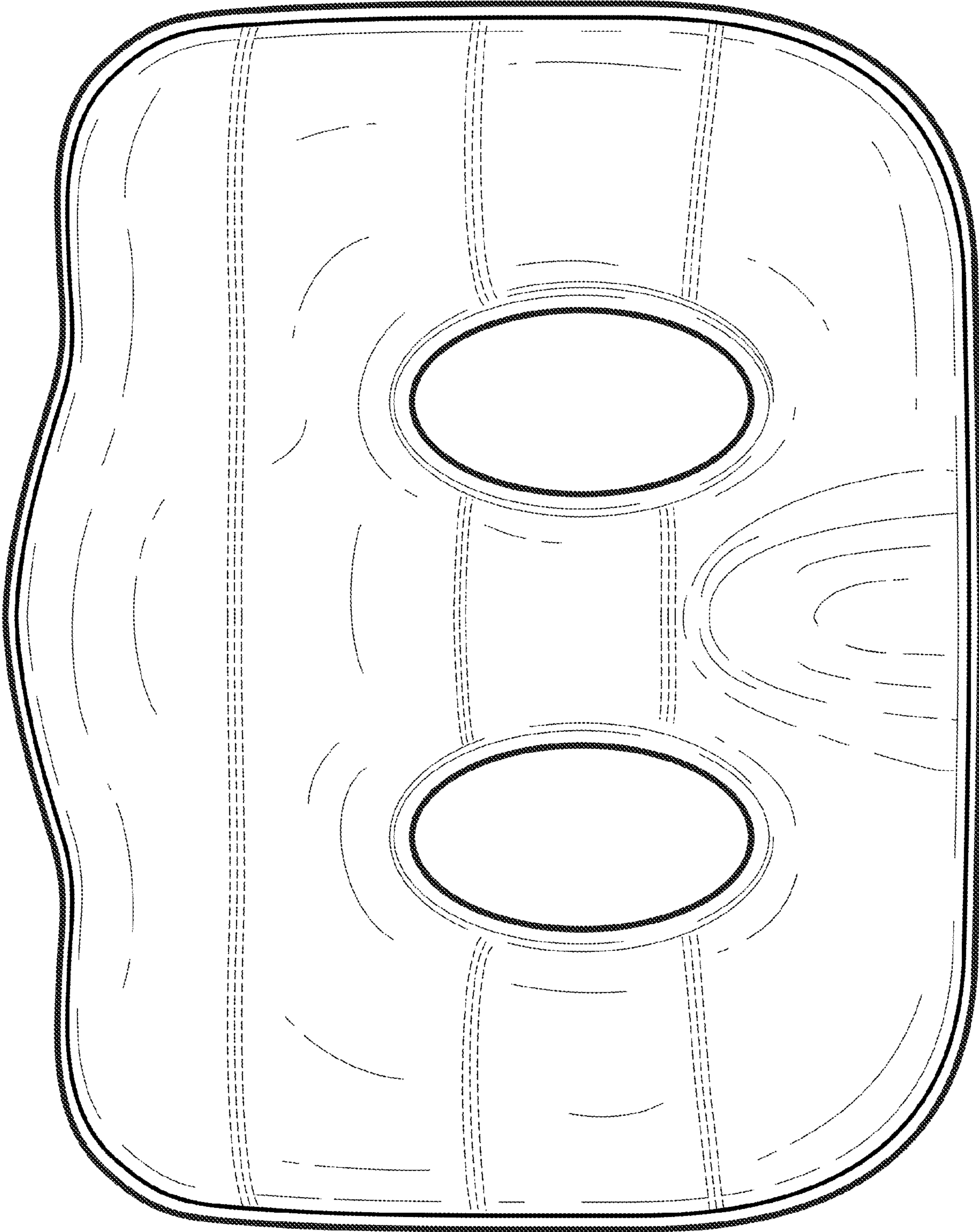


FIG. 3

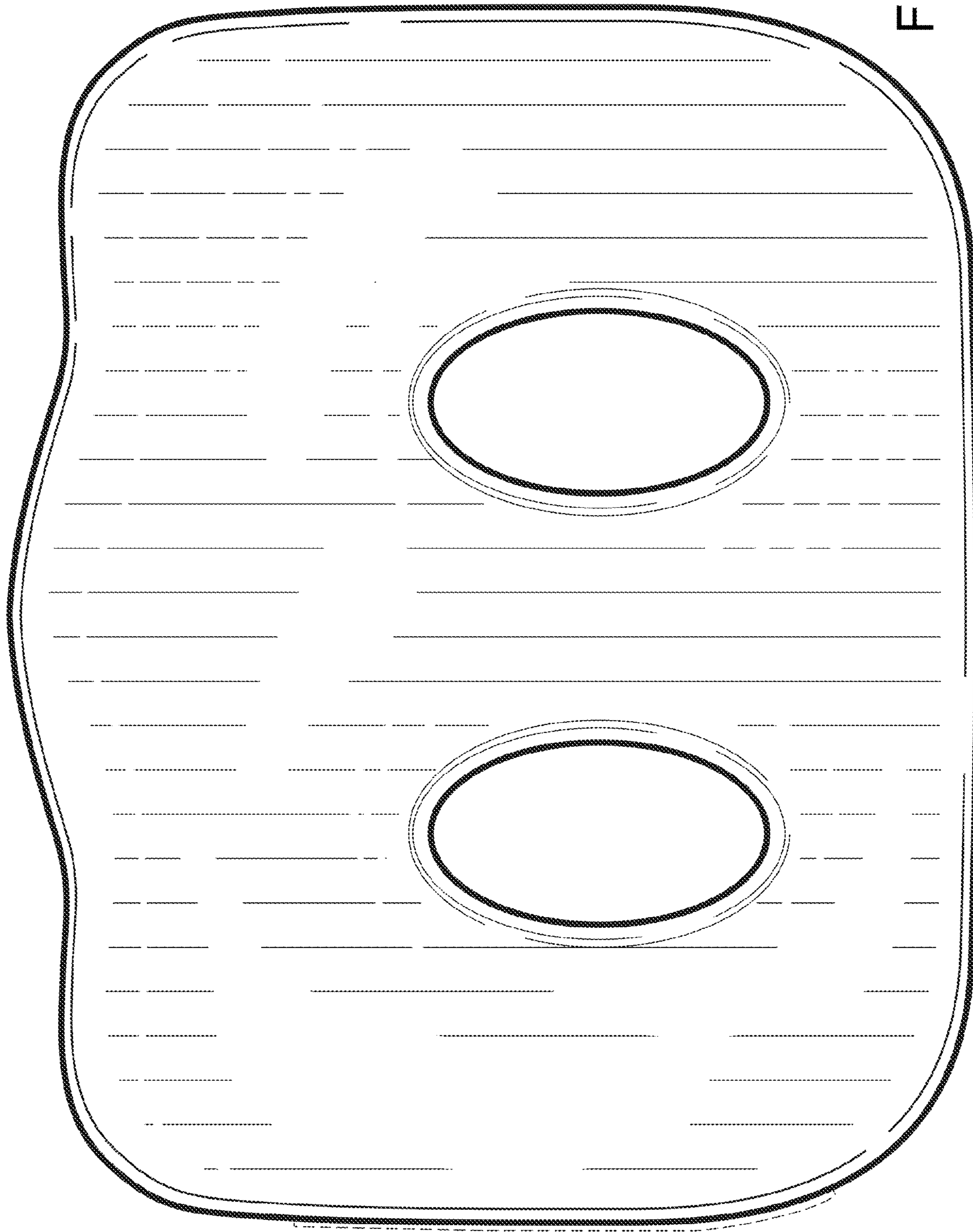


FIG. 4




FIG. 5

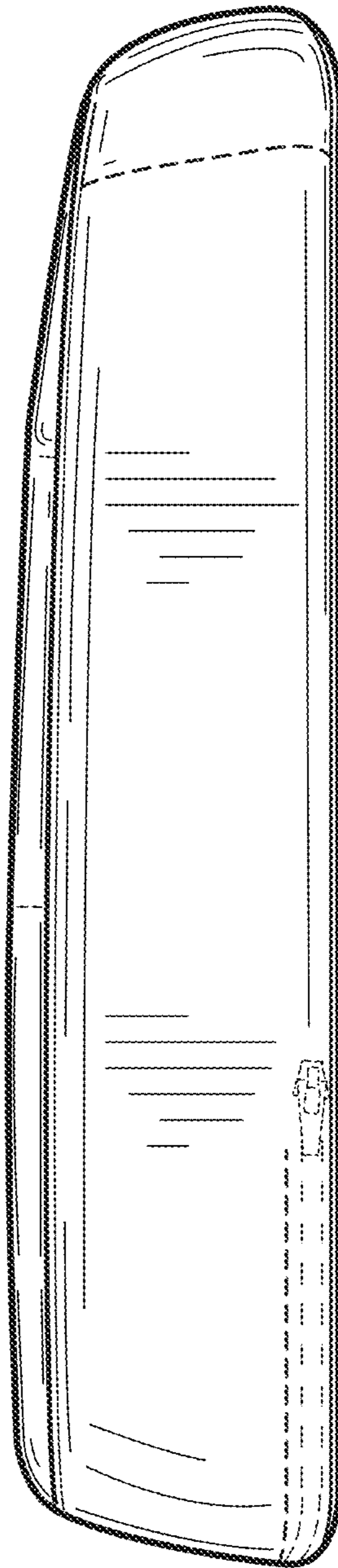


FIG. 6

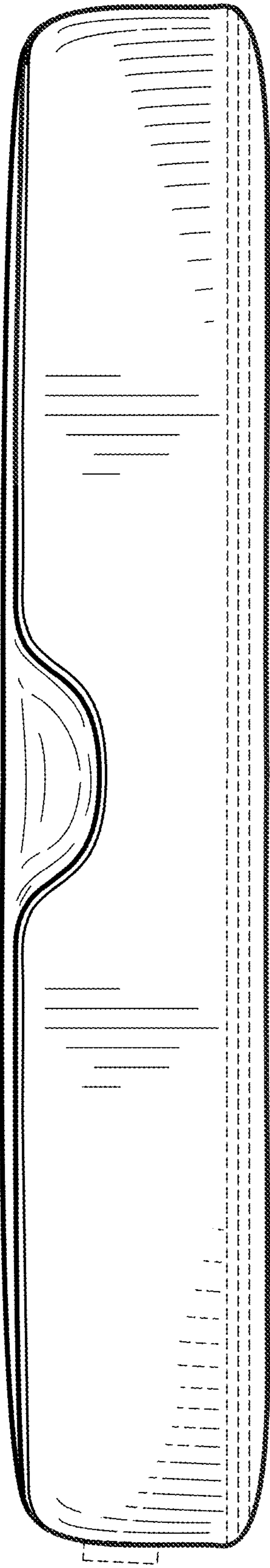


FIG. 7

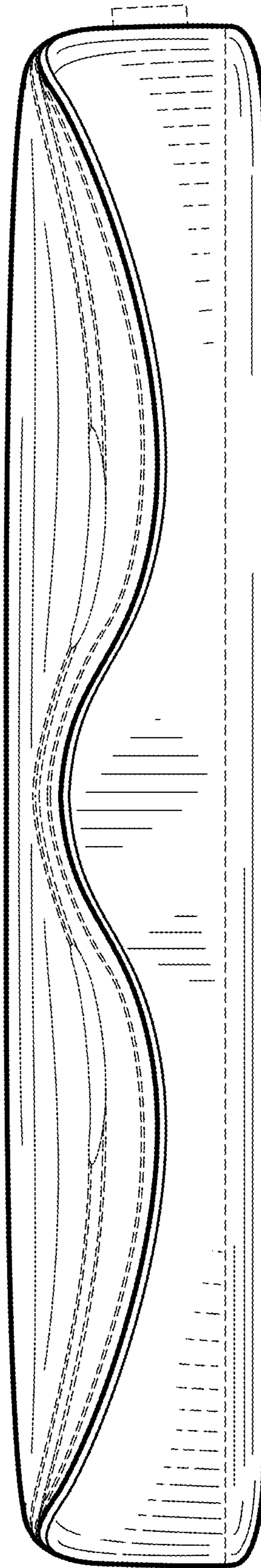


FIG. 8