



US00D913008S

(12) **United States Design Patent**
Henriksen et al.

(10) **Patent No.:** **US D913,008 S**
(45) **Date of Patent:** **** Mar. 16, 2021**

- (54) **LOAFER CHAIR**
- (71) Applicant: **Space Copenhagen Design ApS**,
København K (DK)
- (72) Inventors: **Signe Bindslev Henriksen**,
Copenhagen (DK); **Peter Bundgaard Rützou**,
Copenhagen (DK)
- (73) Assignee: **SPACE COPENHAGEN DESIGN**
APS, København K (DK)
- (**) Term: **15 Years**

D284,625 S *	7/1986	Culler	D6/381
D287,439 S *	12/1986	Culler	D6/381
D298,389 S *	11/1988	Culler	D6/335
D299,596 S *	1/1989	Friedman	D6/381
D430,420 S *	9/2000	Peterson	D30/118
D447,641 S *	9/2001	Hanagan	D6/358
D453,636 S *	2/2002	Lewis	D6/381
D557,032 S *	12/2007	Gibson	D6/381
D635,375 S *	4/2011	Duchaufour Lawrance ..	D6/381
D643,643 S *	8/2011	Lievore	D6/381
D648,948 S *	11/2011	Sempe	D6/375
D680,343 S *	4/2013	Tan	D6/365
D683,158 S *	5/2013	Banda	D6/381
D737,594 S *	9/2015	Rafieha	D6/381
D770,795 S *	11/2016	Sempe	D6/381

(Continued)

- (21) Appl. No.: **29/697,626**
- (22) Filed: **Jul. 10, 2019**

Primary Examiner — Kevin K Rudzinski
Assistant Examiner — Paul D Bohannon
 (74) *Attorney, Agent, or Firm* — Cantor Colburn LLP

(30) **Foreign Application Priority Data**

Jan. 11, 2019 (CN) 201930015373.X
 Jan. 11, 2019 (CN) 201930015375.9

- (51) **LOC (13) Cl.** **06-01**
- (52) **U.S. Cl.**
USPC **D6/381**

- (58) **Field of Classification Search**
USPC D6/370, 371, 372, 373, 381; D21/521,
D21/695
CPC A47C 1/026; A47C 1/032; A47C 1/143;
A47C 1/146; A47C 4/02; A47C 4/12;
A47C 4/46; A47C 5/06; A47C 5/10;
A47C 5/125; A47C 7/40; A47C 15/006;
A47C 17/162; A47C 17/1753; A47C
20/04; A47C 20/08; A47C 23/24; A47C
31/11; Y10S 297/90

See application file for complete search history.

(56) **References Cited**

U.S. PATENT DOCUMENTS

D265,869 S *	8/1982	Luthy	D6/381
D271,446 S *	11/1983	Long	D6/381

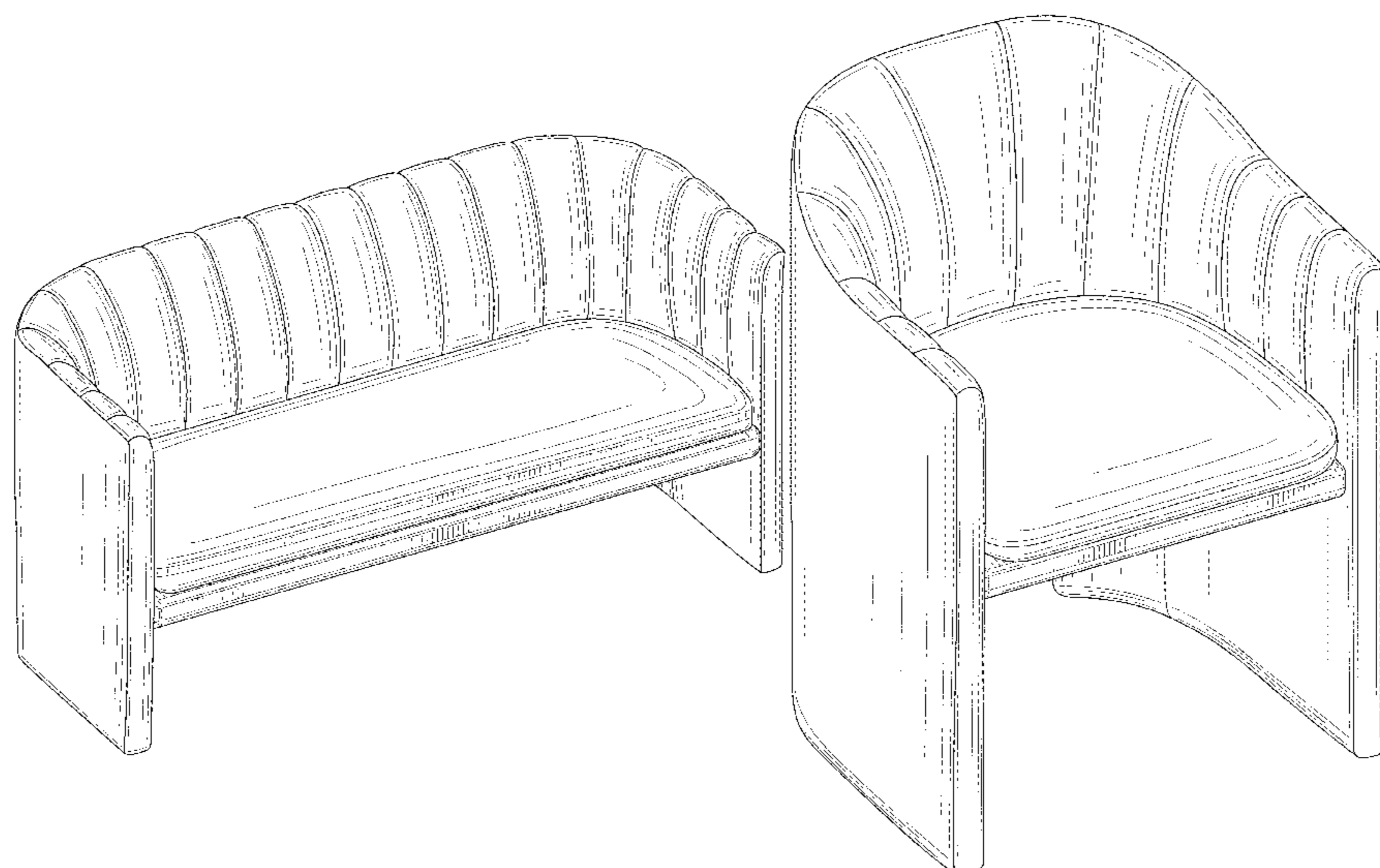
(57) **CLAIM**

We claim, the ornamental design for a loafer chair, as shown and described.

DESCRIPTION

FIG. 1 is a perspective view of a loafer chair, showing our new design;
 FIG. 2 is a side view thereof, the opposite side view being a mirror image thereof;
 FIG. 3 is a front view thereof;
 FIG. 4 is a rear view thereof;
 FIG. 5 is a top view thereof;
 FIG. 6 is a bottom view thereof;
 FIG. 7 is a perspective view of a second embodiment of the loafer chair;
 FIG. 8 is a side view thereof, the opposite side view being a mirror image thereof;
 FIG. 9 is a front view thereof;
 FIG. 10 is a rear view thereof;
 FIG. 11 is a top view thereof; and,
 FIG. 12 is a bottom view thereof.

1 Claim, 12 Drawing Sheets



(56)

References Cited

U.S. PATENT DOCUMENTS

D814,206 S *	4/2018	Garrison	D6/381
D859,027 S *	9/2019	Bellini	D6/381
D878,780 S *	3/2020	Banda	D6/334
D878,797 S *	3/2020	Killinger	D6/381
D882,283 S *	4/2020	Barber	D6/334
D883,699 S *	5/2020	Hsu	D6/381
D885,067 S *	5/2020	Wilson	D6/334
D885,782 S *	6/2020	Gam	D6/381
D885,783 S *	6/2020	Menescardi	D6/381
D887,160 S *	6/2020	Killinger	D6/374

* cited by examiner

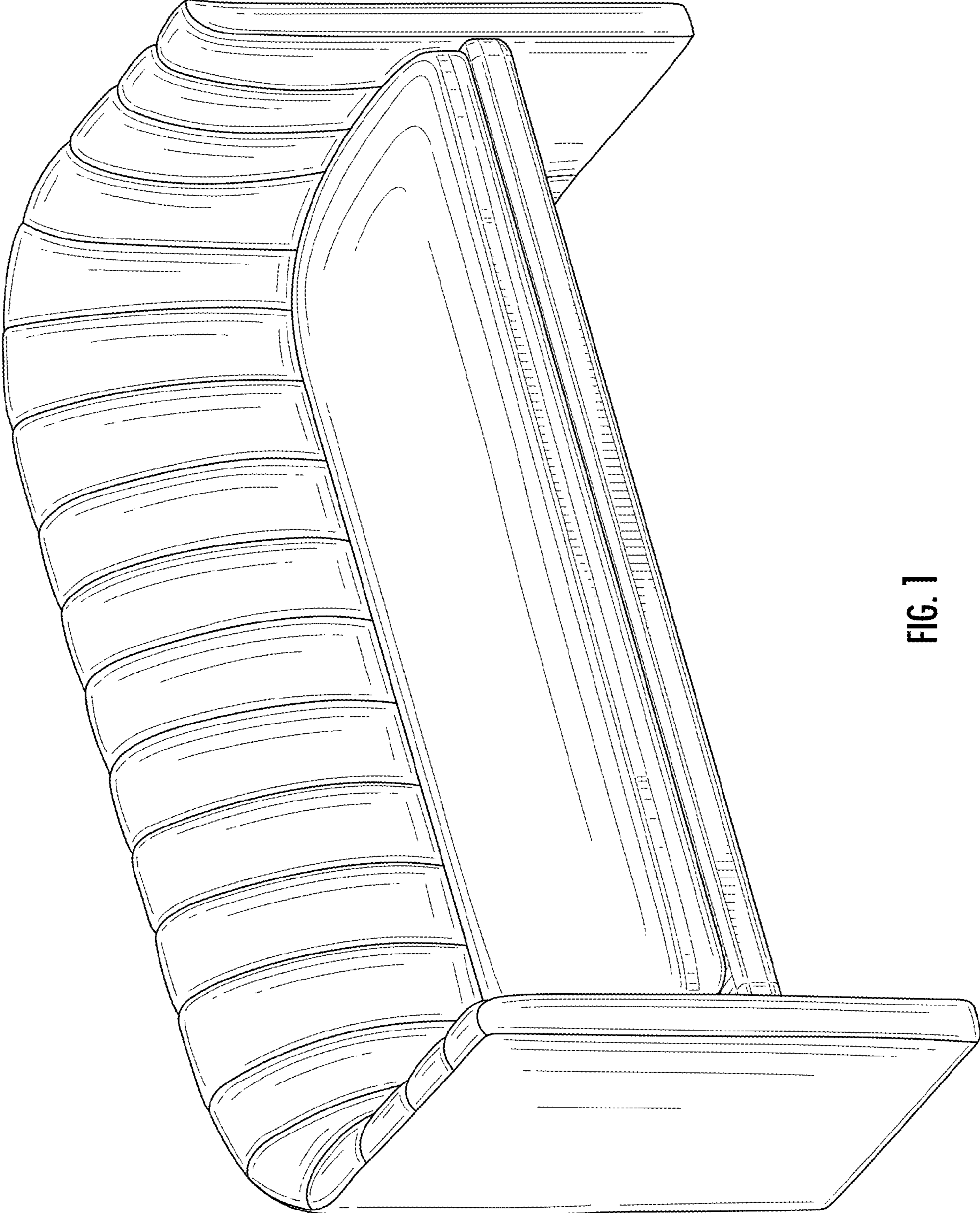


FIG. 1




FIG. 2




FIG. 3




FIG. 4




FIG. 5



FIG. 6

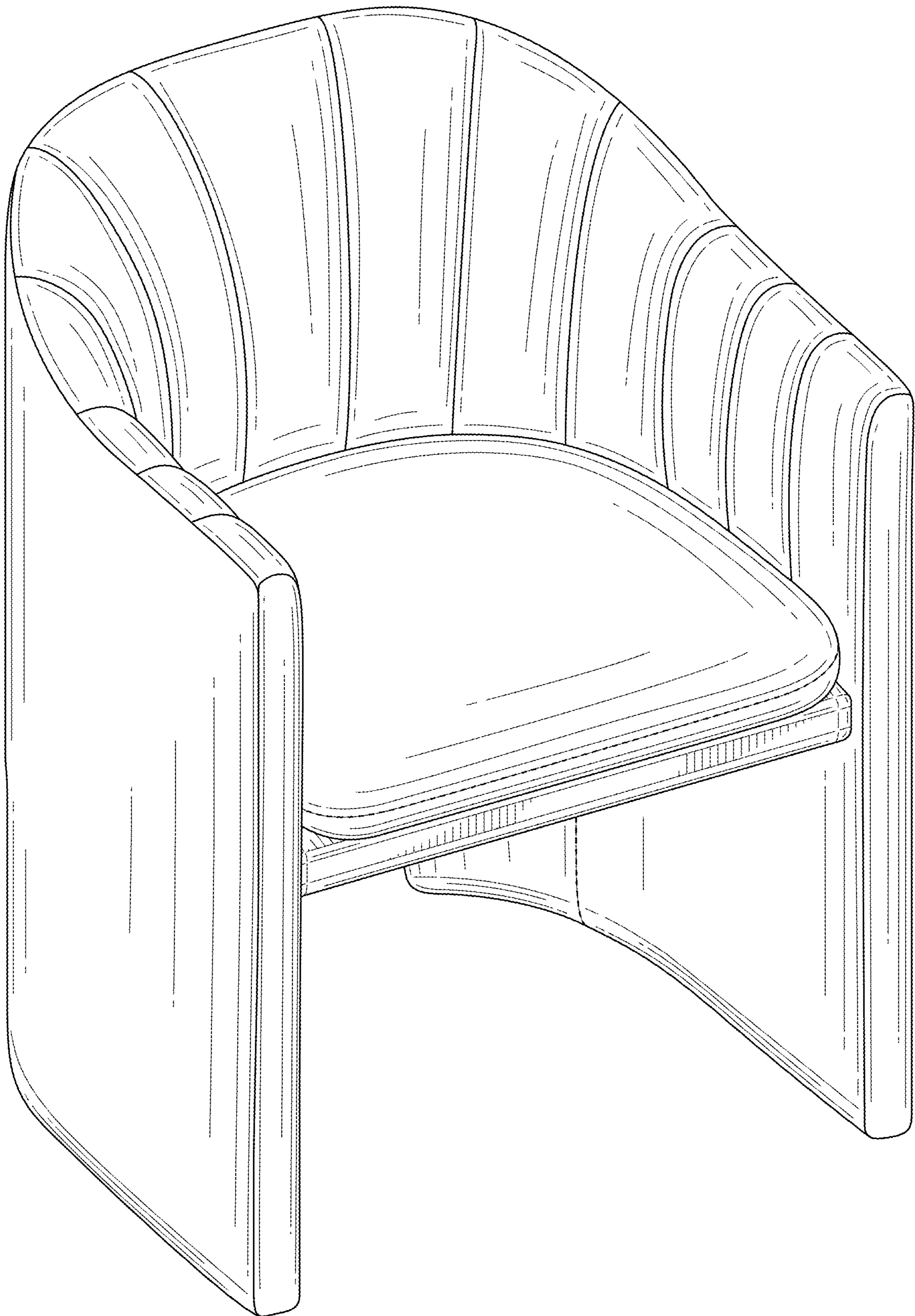


FIG. 7




FIG. 8




FIG. 9

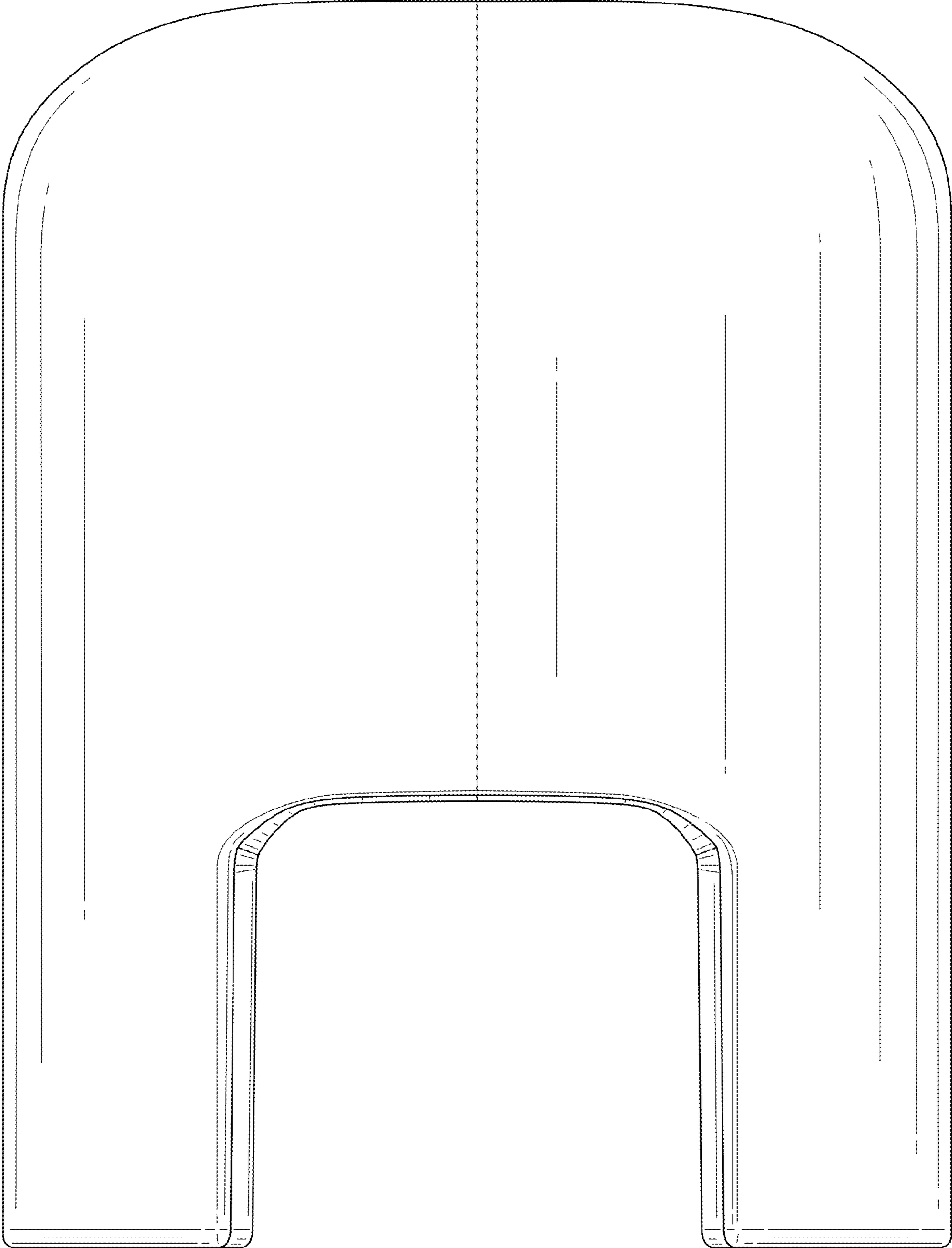


FIG. 10




FIG. 11

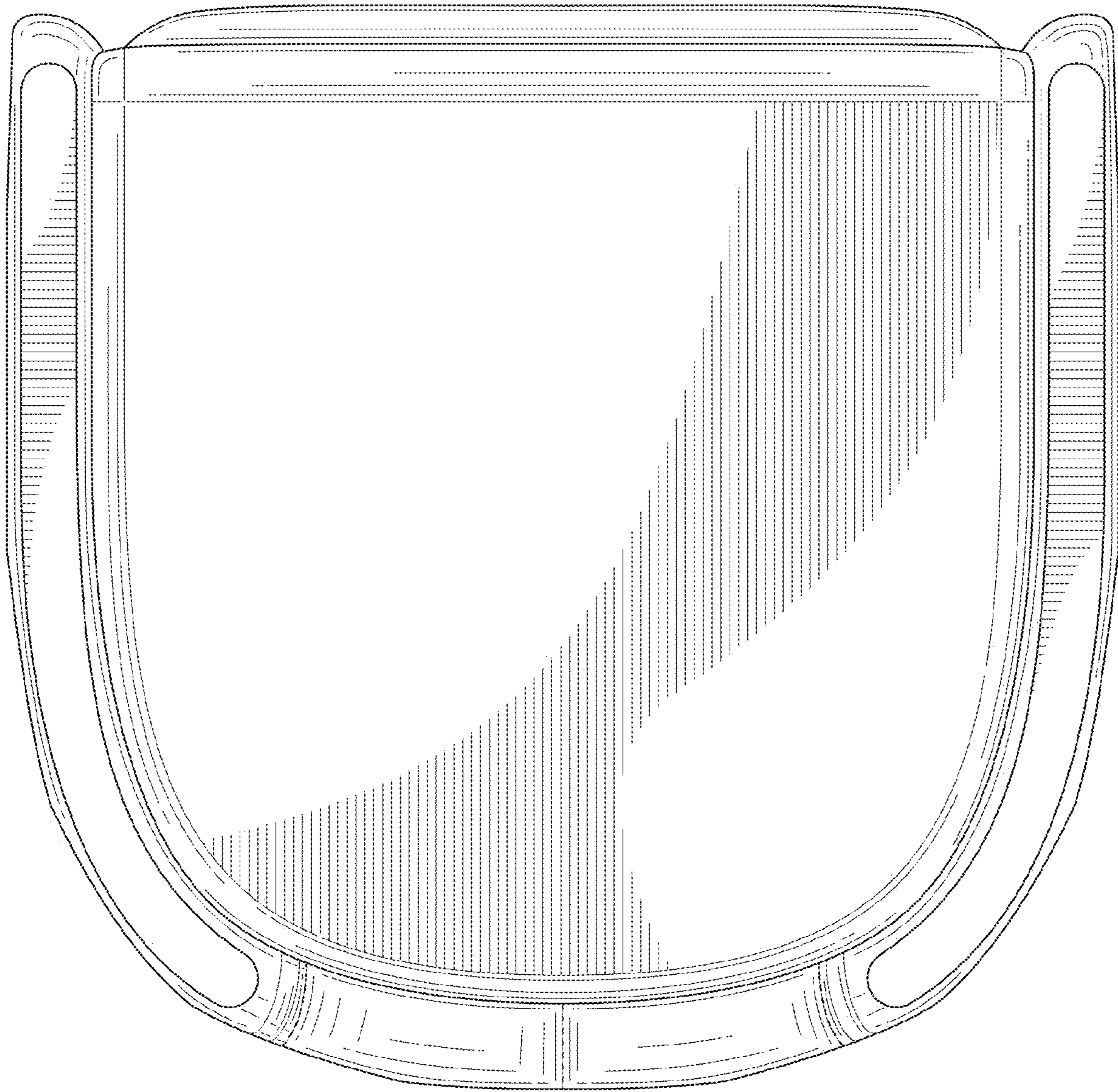


FIG. 12