



US00D912993S

(12) **United States Design Patent**
Hasegawa

(10) **Patent No.:** **US D912,993 S**
(45) **Date of Patent:** **** Mar. 16, 2021**

(54) **CLEANING BRUSH**

(71) Applicant: **Japan Tobacco Inc.**, Tokyo (JP)

(72) Inventor: **Ryo Hasegawa**, Tokyo (JP)

(73) Assignee: **Japan Tobacco Inc.**

(**) Term: **15 Years**

(21) Appl. No.: **29/670,040**

(22) Filed: **Nov. 13, 2018**

(30) **Foreign Application Priority Data**

May 16, 2018 (JP) 2018-010667

(51) **LOC (13) Cl.** **04-99**

(52) **U.S. Cl.**
USPC **D4/128**

(58) **Field of Classification Search**
USPC D27/101, 160, 161, 163, 167, 141, 154,
D27/189, 194; D13/102-110, 118-119,
D13/184, 199; D14/456, 432; D4/102,
D4/128, 130-132

CPC . A24F 7/00; Y02E 60/10; Y02E 60/12; Y02E
60/122; Y02E 60/124; Y02E 60/50;
H01M 2/02; H01M 2/022; H01M 2/0202;
H01M 2/0207; H01M 2/0212; H01M
2/1061; H01M 2/1022; H01M 2/1055;
H01M 2/1066; H01M 2/105; H01M 2/20;
H01M 2/202; H01M 2/204; H01M 2/206;
H01M 10/44; H01M 10/46; H01M
10/465; H01M 10/482; H01M 2200/30;
H01M 2250/30; H01M 2250/40; H02J
7/00; H02J 7/0003; H02J 7/0011; H02J
7/0013; H02J 7/0054; H02J 7/0055; H02J
7/0057; H02J 2007/0062

See application file for complete search history.

(56) **References Cited**

U.S. PATENT DOCUMENTS

D122,019 S *	8/1940	Hahn	D4/128
D354,625 S *	1/1995	Weissmann	D4/109
D356,213 S *	3/1995	Chaves	D4/102
D360,301 S *	7/1995	Hogle	D4/131
D454,003 S *	3/2002	Saxon	D4/102
D474,033 S *	5/2003	Westlund	D4/128
D554,374 S *	11/2007	Franzino	D4/118
D554,375 S *	11/2007	Gunjian	D4/128
D581,168 S *	11/2008	Lou	D4/128
D614,870 S *	5/2010	Buda	D28/65
D784,024 S *	4/2017	Jun	D4/128
D825,932 S *	8/2018	Jun	D4/128
D838,113 S *	1/2019	Santos	D4/128
D843,733 S *	3/2019	Chavana, Jr.	D4/128
D854,837 S *	7/2019	Julien	D4/120

* cited by examiner

Primary Examiner — Catherine S Posthauer

Assistant Examiner — Alison M Ofstun

(74) *Attorney, Agent, or Firm* — Lerner, David,
Littenberg, Krumholz & Mentlik, LLP

(57) **CLAIM**

The ornamental design for a cleaning brush, as shown and described.

DESCRIPTION

FIG. 1 is a perspective view of a cleaning brush.
FIG. 2 is a front elevation view thereof.
FIG. 3 is a rear elevation view thereof.
FIG. 4 is a right side elevation view thereof.
FIG. 5 is a left side elevation view thereof.
FIG. 6 is a top plan view thereof.
FIG. 7 is a bottom plan view thereof; and,
FIG. 8 is a perspective view thereof, shown in an environ-
ment of use.
In the drawings, the broken lines are included for the
purpose of illustrating environmental subject matter only
and form no part of the claimed design.

1 Claim, 8 Drawing Sheets

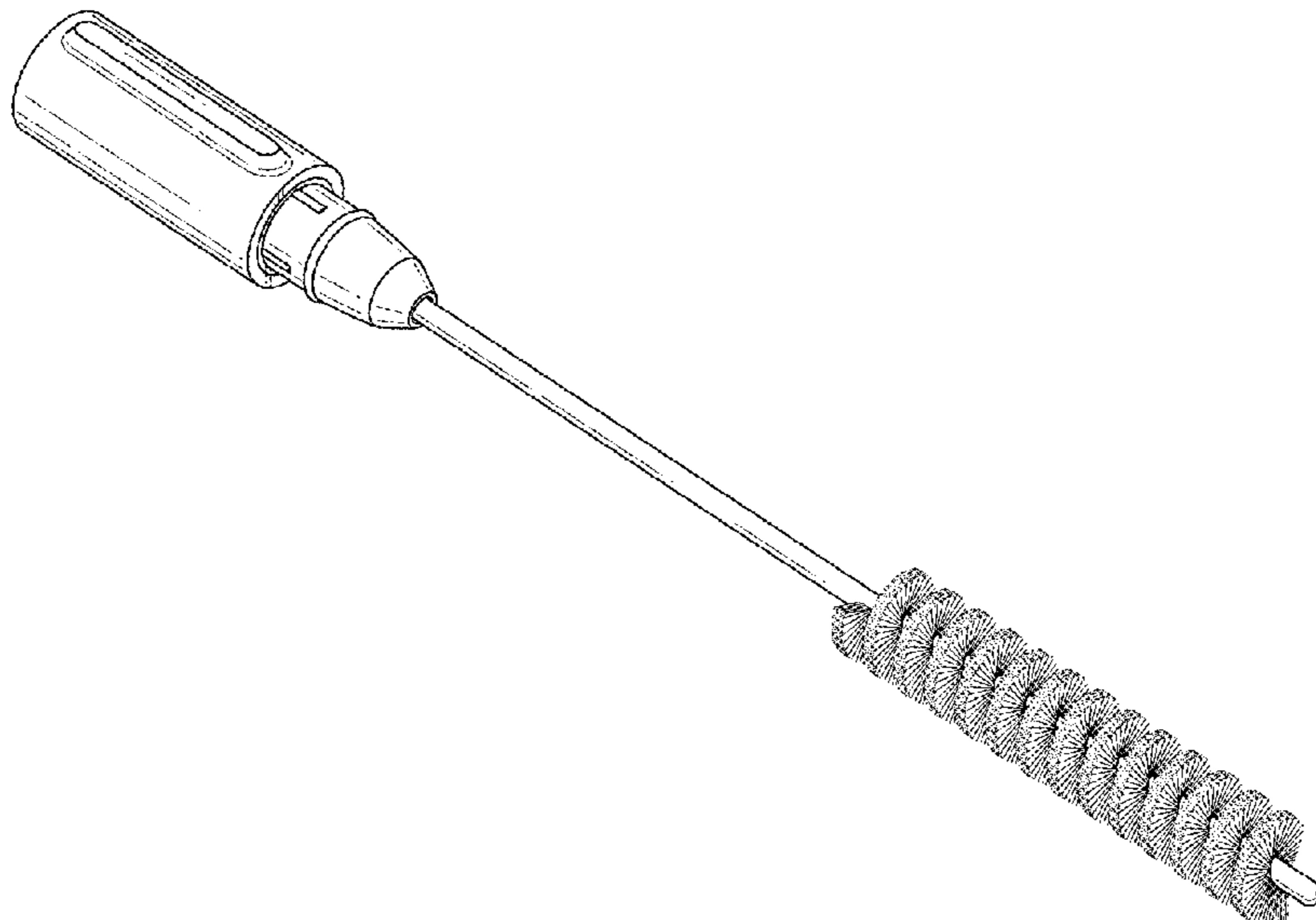


FIG. 1

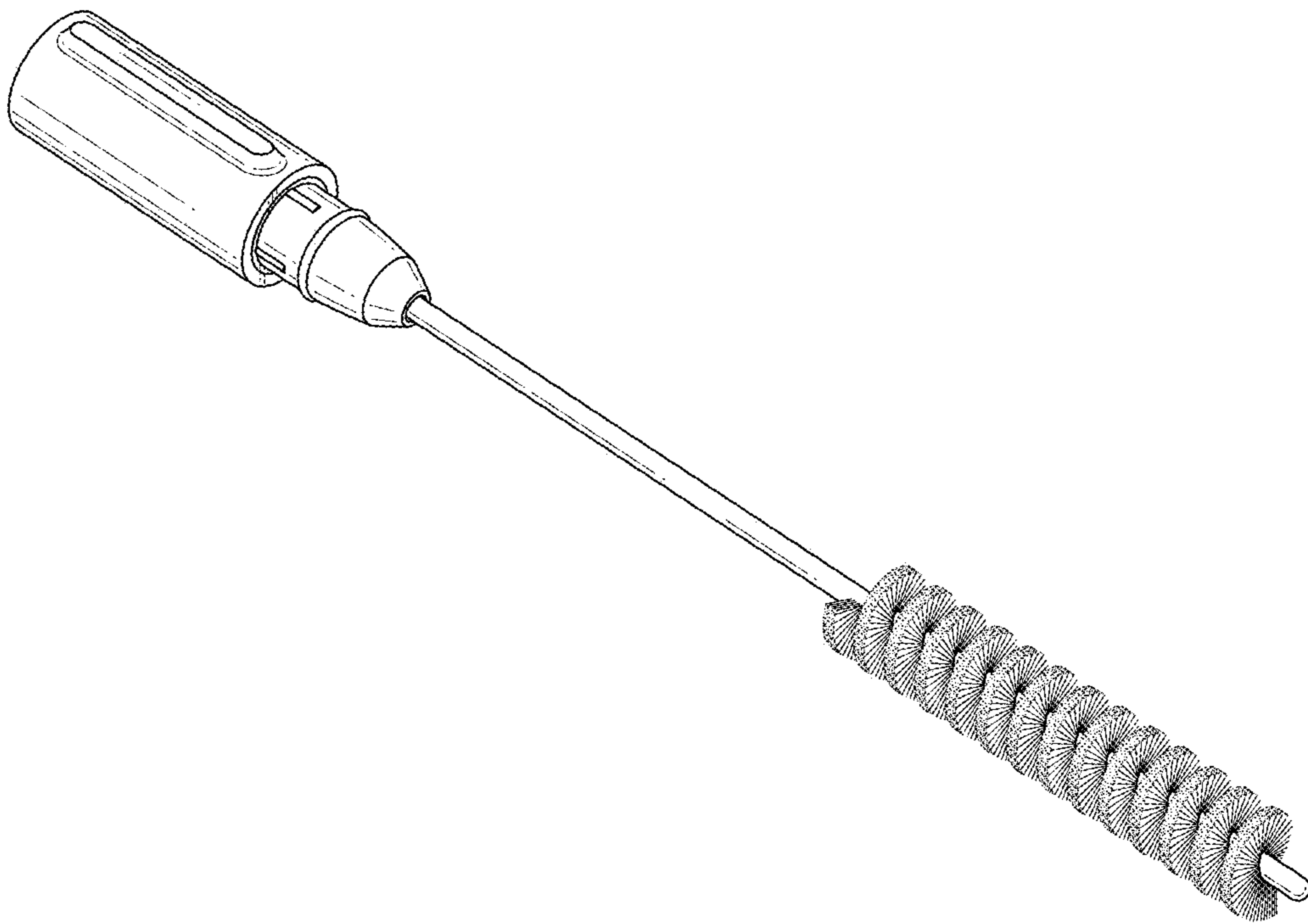


FIG. 2

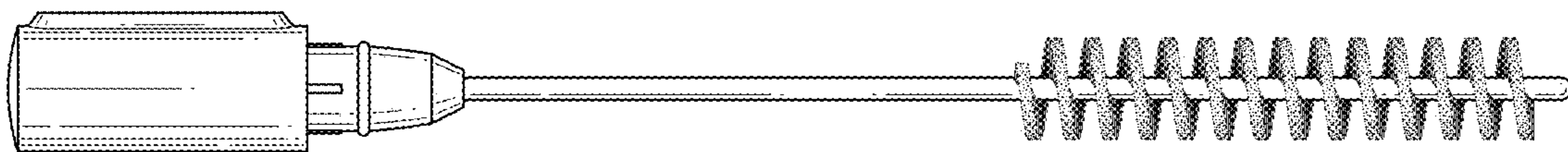


FIG. 3

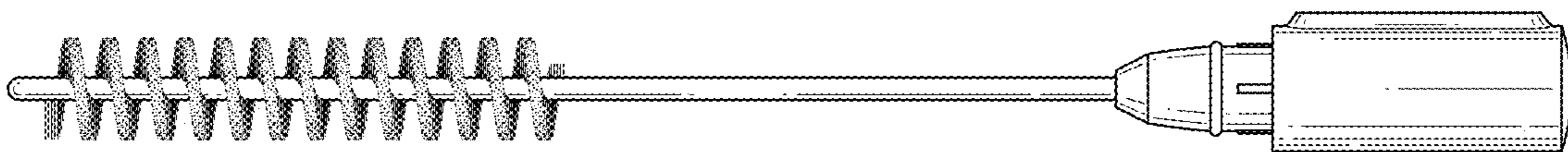


FIG. 4

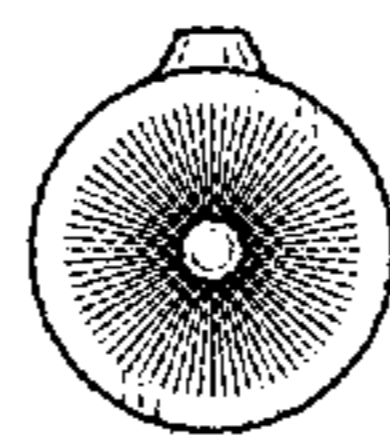


FIG. 5

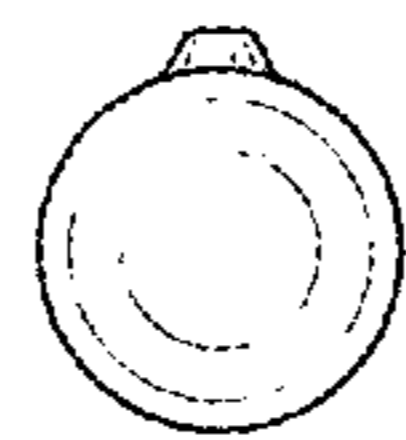


FIG. 6

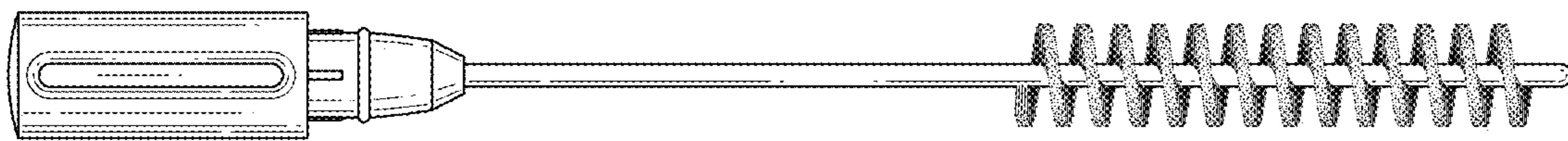


FIG. 7

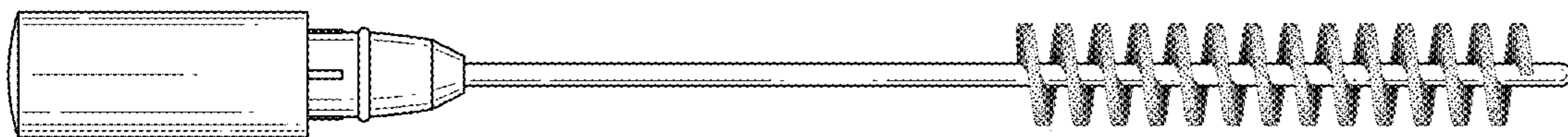


FIG. 8

