



US00D912973S

(12) **United States Design Patent**  
**Wang et al.**

(10) **Patent No.:** **US D912,973 S**  
(45) **Date of Patent:** **\*\* Mar. 16, 2021**

(54) **ANTI-THEFT BACKPACK**  
(71) Applicant: **TIANZHILIAO(XIAMEN) LETHER CO., LTD**, Xiamen (CN)  
(72) Inventors: **Junguan Wang**, Xiamen (CN); **ShuLung Lee**, Xiamen (CN); **Yanzhi Chen**, Xiamen (CN); **Zhibin Zhu**, Xiamen (CN); **Dongfeng Chen**, Xiamen (CN)  
(73) Assignee: **TIANZHILIAO(XIAMEN) LETHER CO., LTD**, Xiamen (CN)

D885,042 S \* 5/2020 Li ..... D3/217  
D890,518 S \* 7/2020 Smith ..... D3/217  
D895,272 S \* 9/2020 Zhitian ..... D3/217  
D895,273 S \* 9/2020 Zhitian ..... D3/217  
D896,505 S \* 9/2020 Yuan ..... D3/217  
2002/0139820 A1\* 10/2002 Godshaw ..... A45F 4/02  
224/153  
2003/0024960 A1\* 2/2003 Greenstein ..... A45F 3/047  
224/153

\* cited by examiner

*Primary Examiner* — Jennifer L Watkins  
(74) *Attorney, Agent, or Firm* — Bayramoglu Law Offices LLC

(\*\*) Term: **15 Years**

(21) Appl. No.: **29/705,078**

(22) Filed: **Sep. 10, 2019**

(51) **LOC (13) Cl.** ..... **03-01**

(52) **U.S. Cl.**  
USPC ..... **D3/217**

(58) **Field of Classification Search**  
USPC ..... D3/201, 213–219, 221, 224, 225, 229, D3/230, 232, 243–246, 254, 318  
CPC .. A45C 3/08; A45C 3/06; A45C 13/08; A45C 13/02; A45C 7/0086; A45C 3/00; A45C 13/26; A45F 3/04; A45F 3/02  
See application file for complete search history.

(56) **References Cited**

**U.S. PATENT DOCUMENTS**

D850,784 S \* 6/2019 Sassi ..... D3/217  
D861,329 S \* 10/2019 Wei ..... D3/217  
D872,992 S \* 1/2020 He ..... D3/217  
D875,385 S \* 2/2020 Carter ..... D3/217  
D880,847 S \* 4/2020 Huang ..... D3/217

(57) **CLAIM**

The ornamental design for an anti-theft backpack, as shown and described.

**DESCRIPTION**

FIG. 1 is a perspective view of an anti-theft backpack showing our new design;  
FIG. 2 is a front elevational view thereof;  
FIG. 3 is a rear elevational view thereof;  
FIG. 4 is right side elevational view thereof;  
FIG. 5 is left side elevational view thereof;  
FIG. 6 is top plan view thereof;  
FIG. 7 is a front perspective view thereof showing that the front zip pocket is open; and,  
FIG. 8 is a rear perspective view thereof showing that the rear zip pocket is open.  
A bottom plan view is omitted since the bottom plan view is flat and devoid of surface ornamentation.

**1 Claim, 8 Drawing Sheets**






Fig. 1




Fig. 2

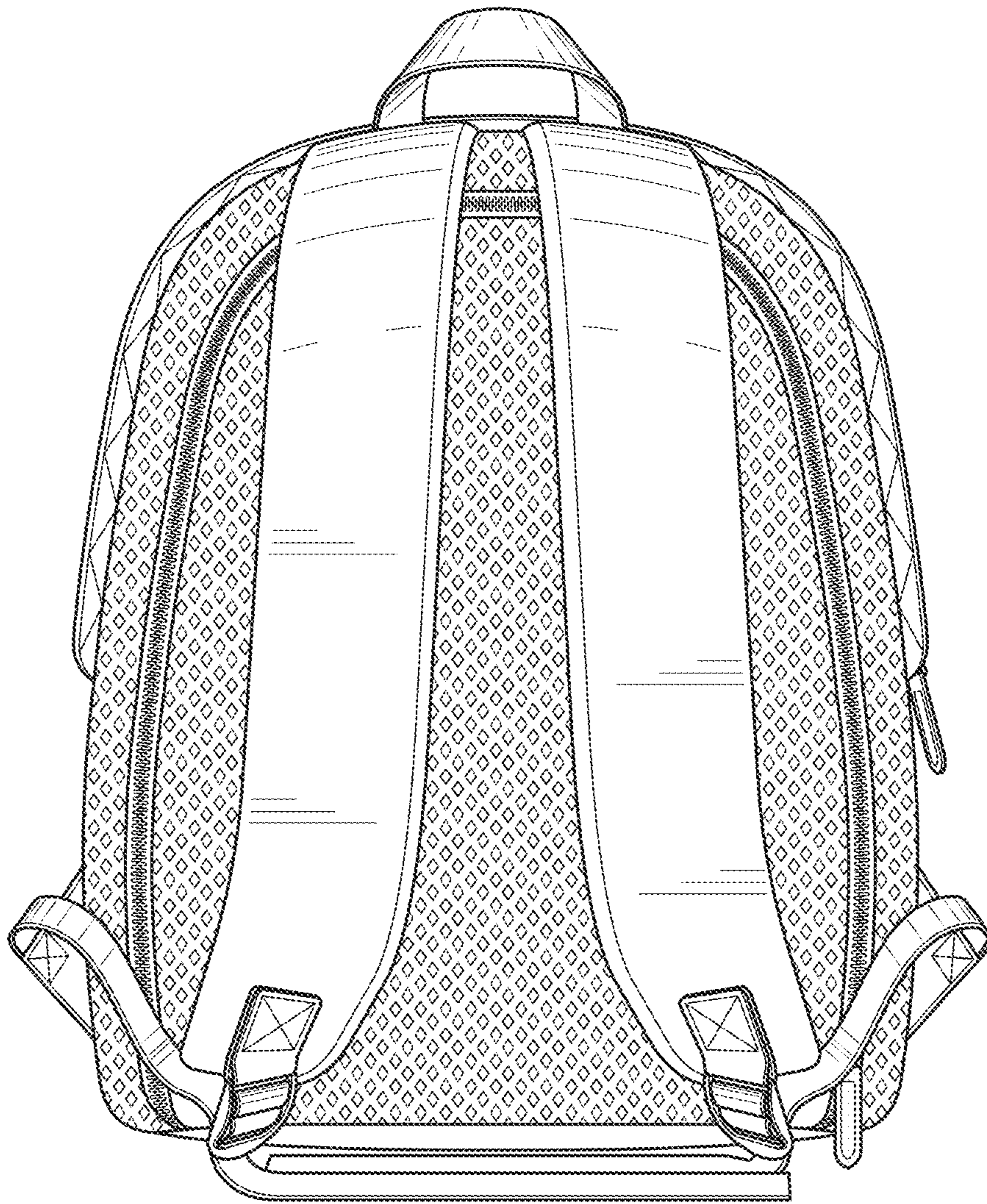


Fig. 3

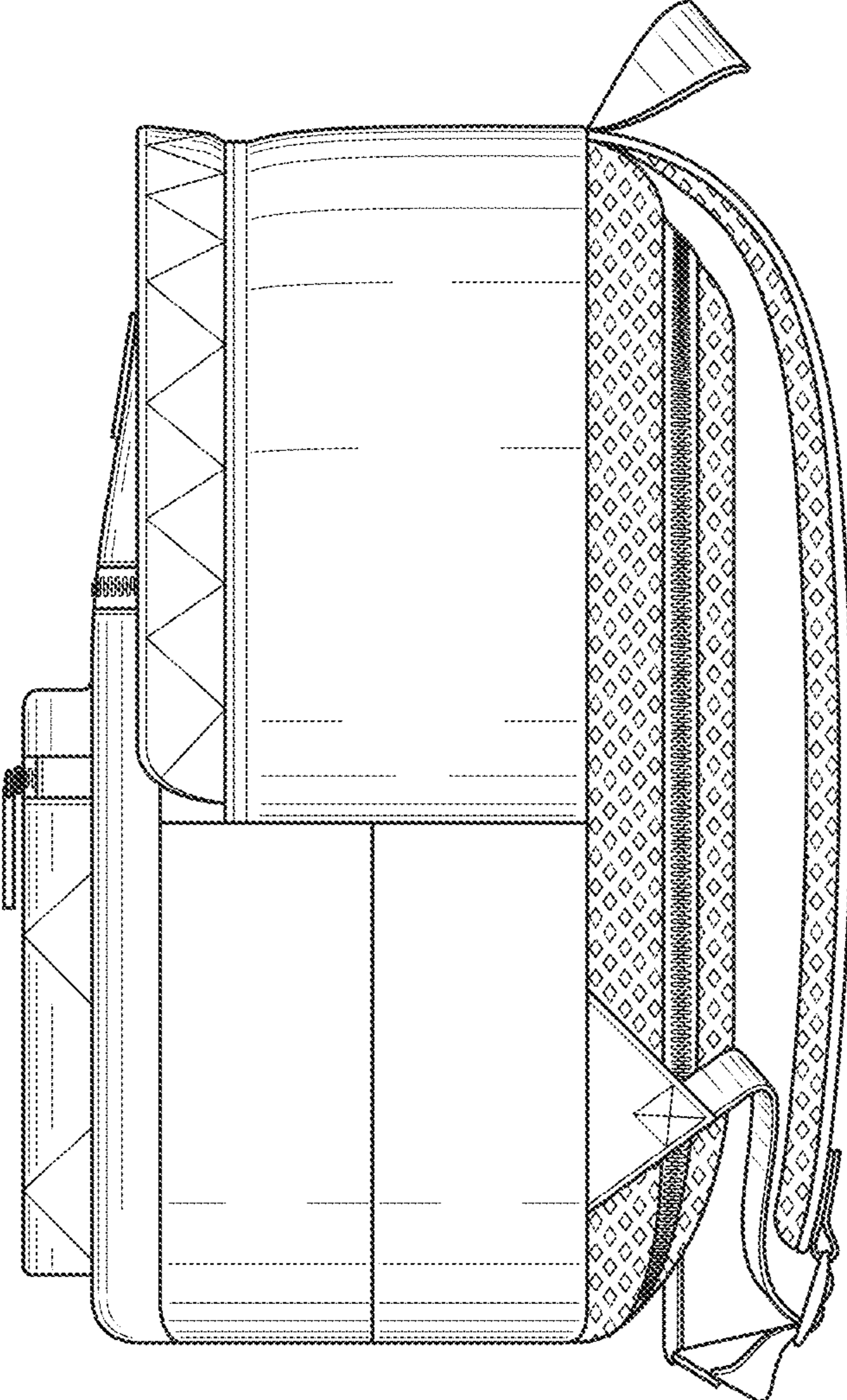


Fig. 4

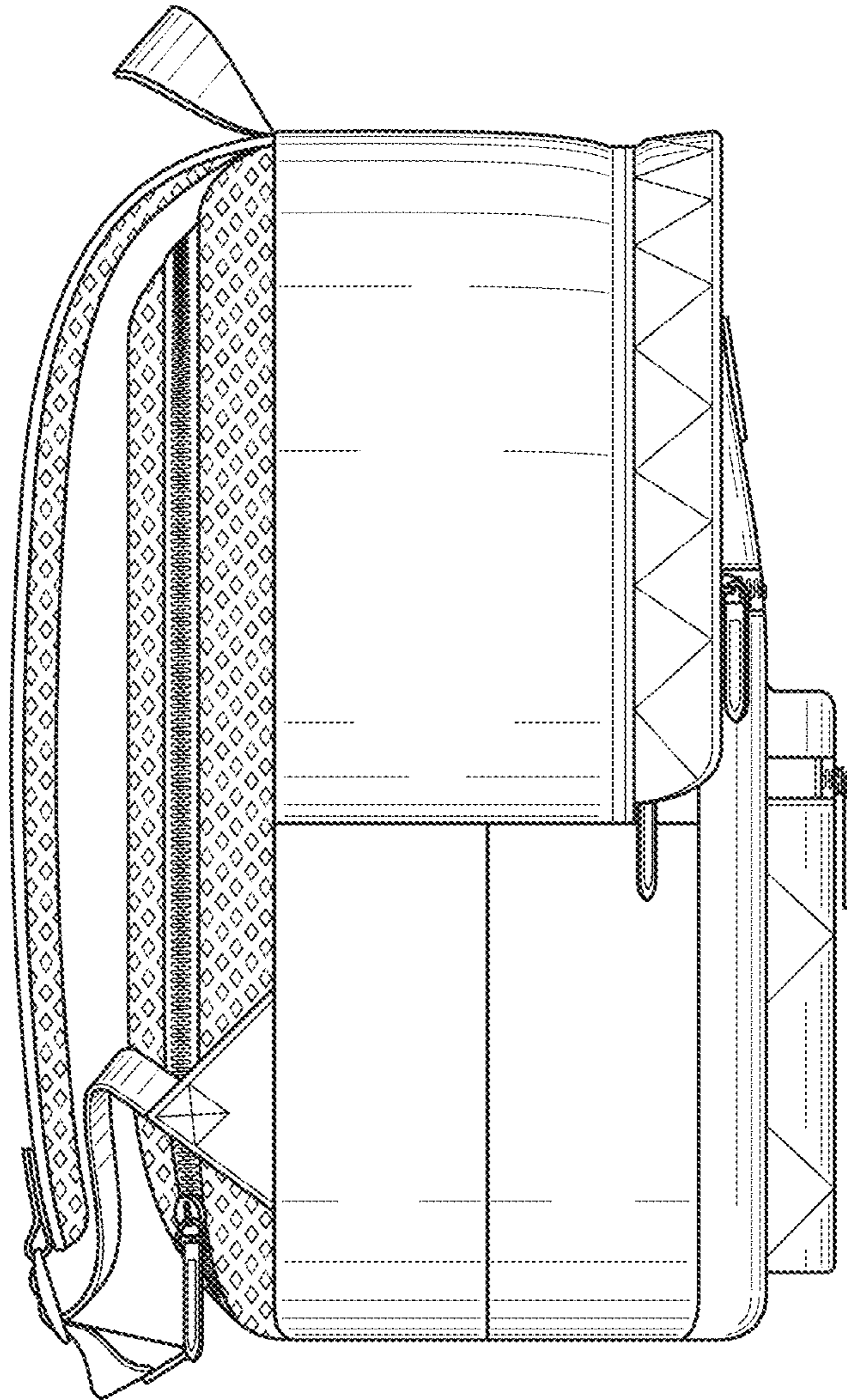


Fig. 5

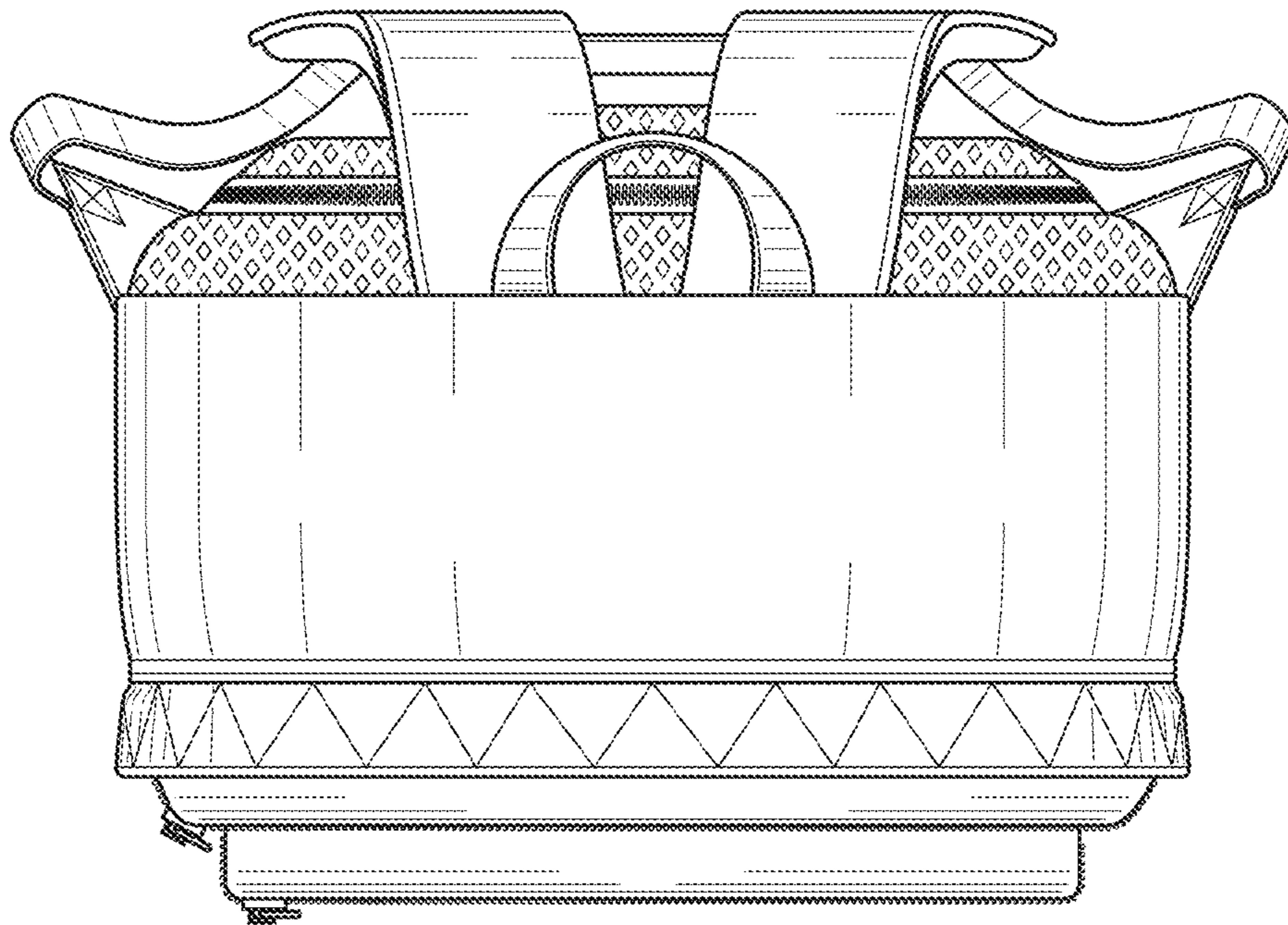


Fig. 6

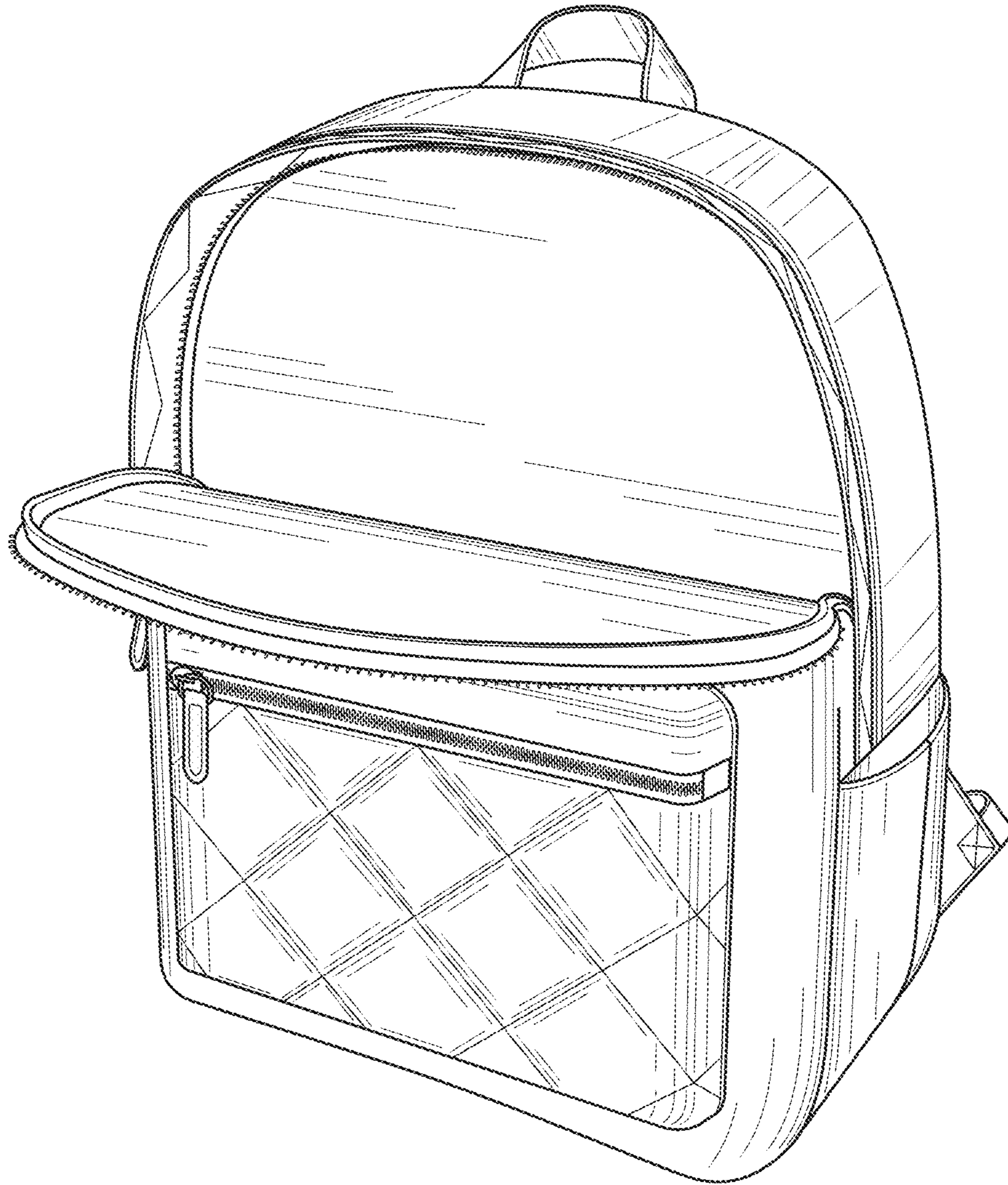


Fig. 7



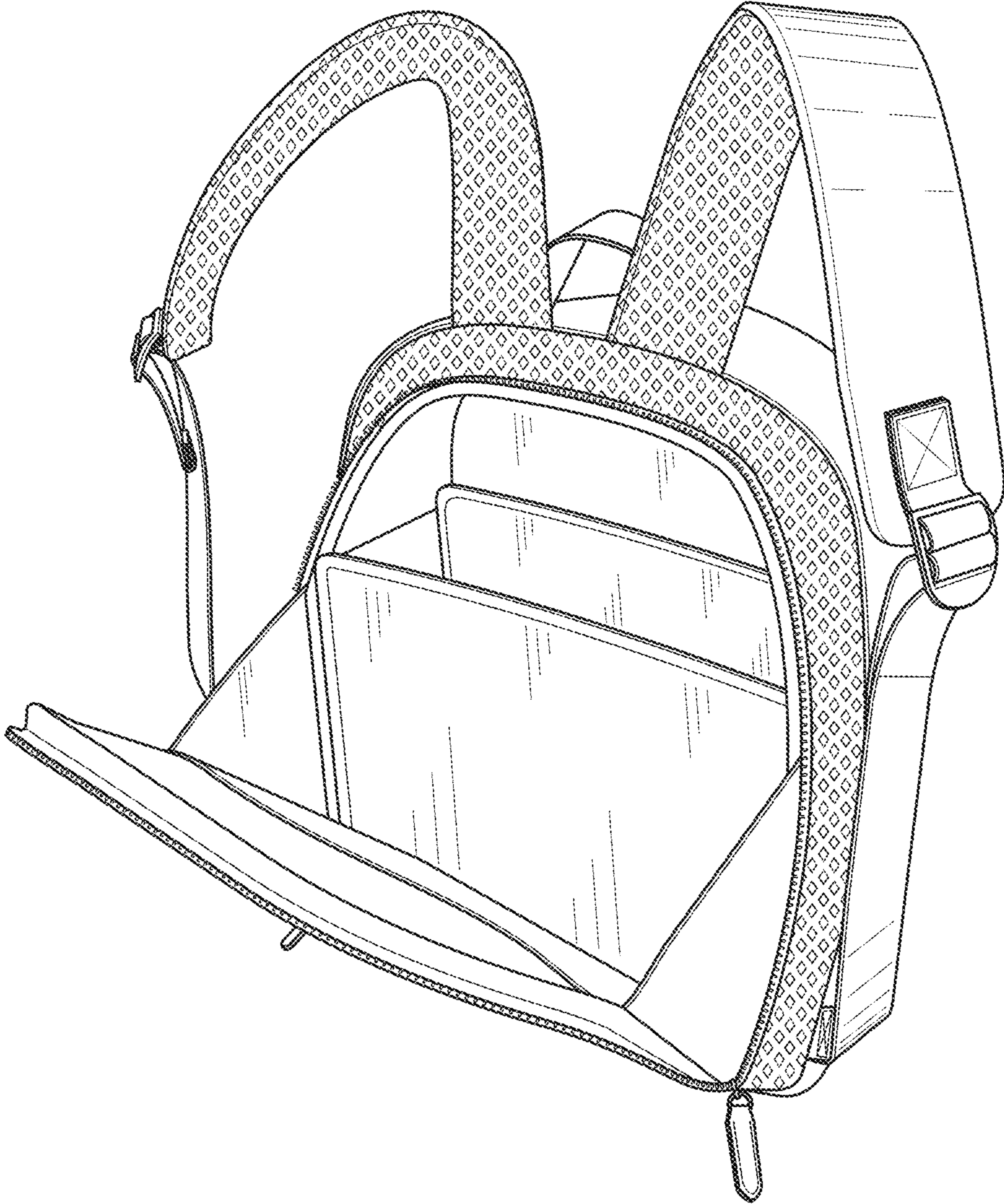


Fig. 8