



US00D912963S

(12) **United States Design Patent**
Bidal

(10) **Patent No.:** **US D912,963 S**

(45) **Date of Patent:** **** Mar. 16, 2021**

(54) **GOLF SHOE UPPER**

(71) Applicant: **Acushnet Company**, Fairhaven, MA
(US)

(72) Inventor: **Jean-Marie Bidal**, Bridgewater, MA
(US)

(73) Assignee: **Acushnet Company**, Fairhaven, MA
(US)

(**) Term: **15 Years**

(21) Appl. No.: **29/693,622**

(22) Filed: **Jun. 4, 2019**

(51) **LOC (13) Cl.** **02-04**

(52) **U.S. Cl.**
USPC **D2/969**

(58) **Field of Classification Search**
USPC D2/896, 902, 904, 906–908, 944, 969,
D2/972–974; D5/47, 49, 50, 53, 54, 56,
D5/60

CPC ... A43B 13/181; A43B 13/141; A43B 13/186;
A43B 13/188; A43B 23/00; A43B 23/02;
A43B 5/00; A43B 23/26; A43B 1/04;
A43B 11/14; A43B 7/00; A43B 3/12;
A43C 3/00; A43C 5/00; A43C 7/00;
A43C 11/004; A43C 1/00; A43C 1/06

See application file for complete search history.

(56) **References Cited**

U.S. PATENT DOCUMENTS

D530,068 S *	10/2006	Lane, III	D2/969
D571,992 S *	7/2008	Robinson, Jr.	D2/969
D595,040 S *	6/2009	Mochen	D2/906
D603,596 S *	11/2009	Feeney	D2/969
D628,785 S *	12/2010	Feeney	D2/969
D654,680 S *	2/2012	Mochen	D2/969
D654,681 S *	2/2012	Bacon	D2/969
D656,307 S *	3/2012	Feeney	D2/969
D661,478 S *	6/2012	Lane	D2/969

D722,760 S *	2/2015	Lane	D2/969
D726,998 S	4/2015	Mochen		
D732,283 S *	6/2015	Bacon	D2/969
D740,539 S	10/2015	Yun		
D748,904 S *	2/2016	Greenhalgh	D2/969
D765,376 S *	9/2016	de Costa Pereira Machado	D2/969
D805,743 S	12/2017	Feeney et al.		
D806,374 S *	1/2018	Weddle	D2/969

(Continued)

Primary Examiner — Dominic V Simone

(74) *Attorney, Agent, or Firm* — Kristin D. Wheeler

(57) **CLAIM**

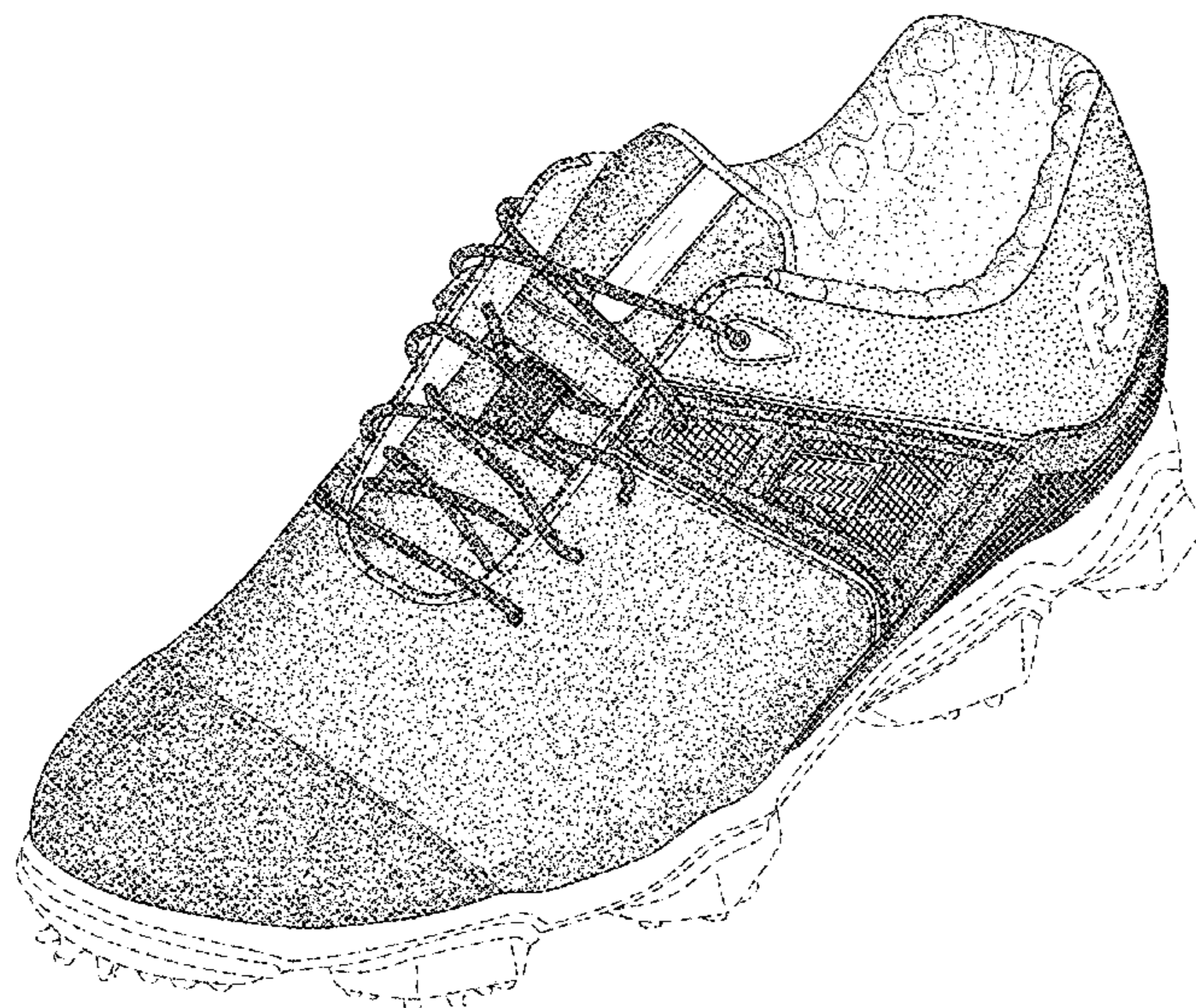
The ornamental design for a golf shoe upper, as shown and described.

DESCRIPTION

FIG. 1 is a top perspective view of the golf shoe upper of this invention;
 FIG. 2 is a lateral side elevation view of the golf shoe upper of this invention;
 FIG. 3 is a top plan view of the golf shoe upper of this invention;
 FIG. 4 is a medial side elevation view of the golf shoe upper of this invention;
 FIG. 5 is a bottom plan view of the golf shoe upper of this invention;
 FIG. 6 is a front elevation view of the golf shoe upper of this invention; and,
 FIG. 7 is a rear elevation view of the golf shoe upper of this invention.

In FIGS. 1-7, the broken lines showing a logo on the top surface of the shoe form no part of the claimed design. The different stippling shown on the top surface of the shoe indicates a contrast in appearance between the respective areas of the top surface. Also, the broken lines showing a shoe outsole including logo and traction members on the bottom surface of the shoe form no part of the claimed design.

1 Claim, 6 Drawing Sheets



(56)

References Cited

U.S. PATENT DOCUMENTS

D807,008	S	*	1/2018	Weddle	D2/969
D817,620	S	*	5/2018	Weddle	D2/969
D824,651	S	*	8/2018	Greenhalgh	D2/969
D846,856	S	*	4/2019	Bacon	D2/969
D852,487	S	*	7/2019	Greenhalgh	D2/969
D853,104	S	*	7/2019	Hardman	D2/973
D854,306	S	*	7/2019	Pauk	D2/972
D854,307	S	*	7/2019	Hardman	D2/973
D889,805	S	*	7/2020	Bock	D2/969

* cited by examiner

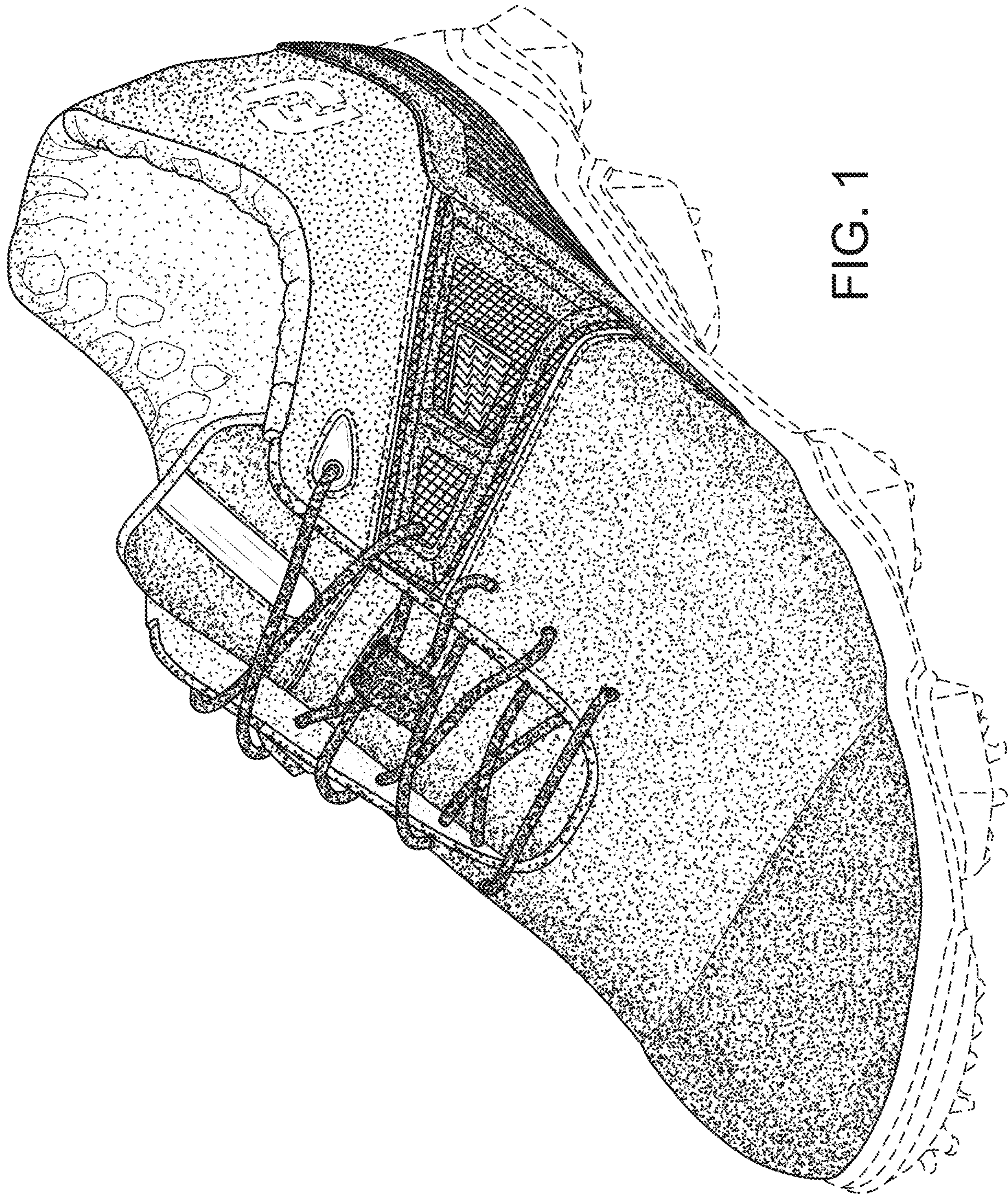


FIG. 1

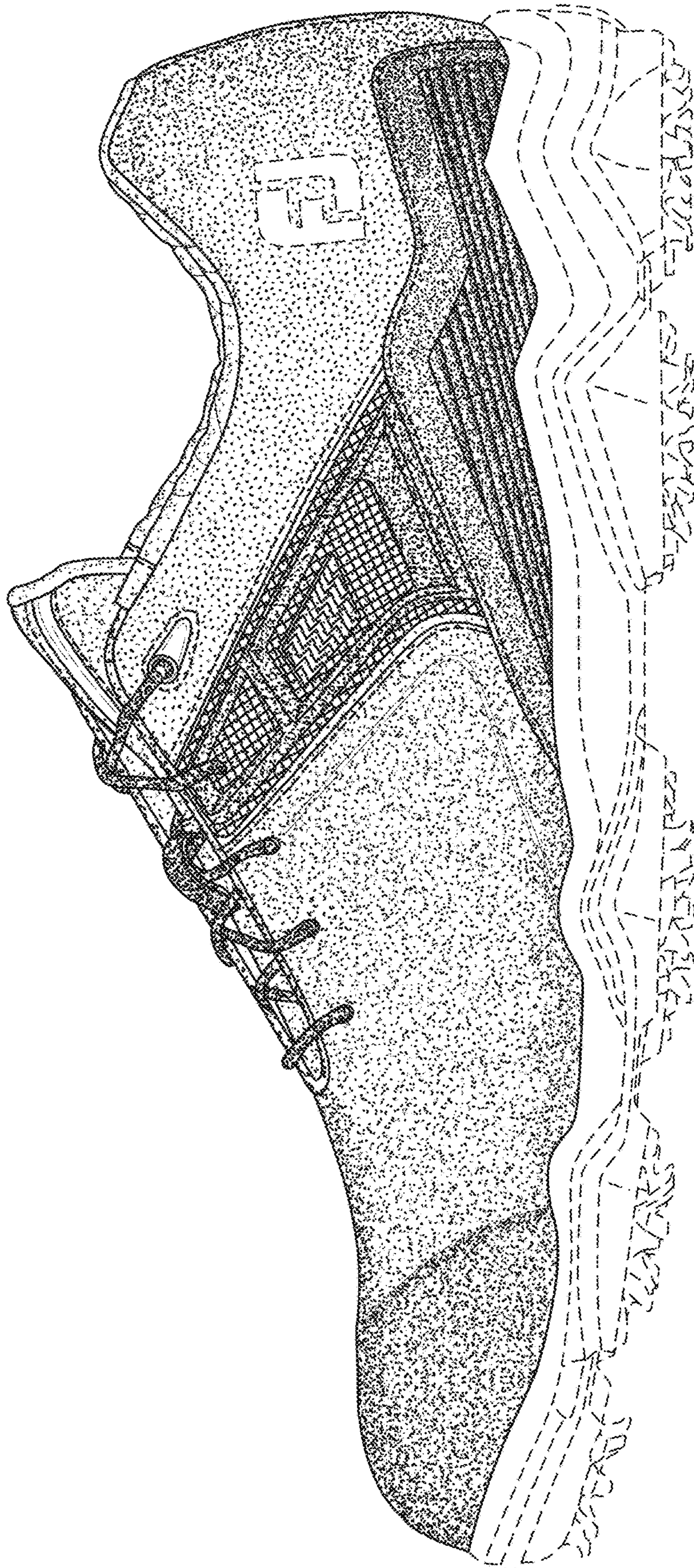


FIG. 2

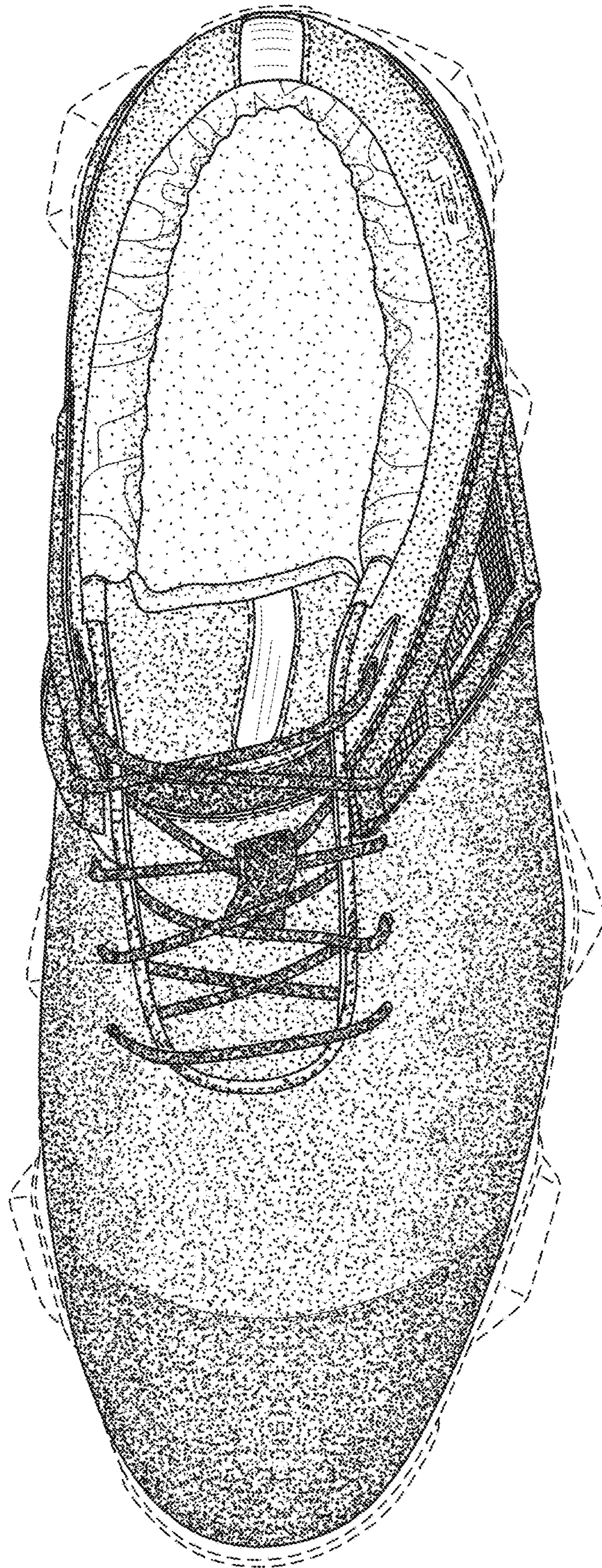


FIG. 3

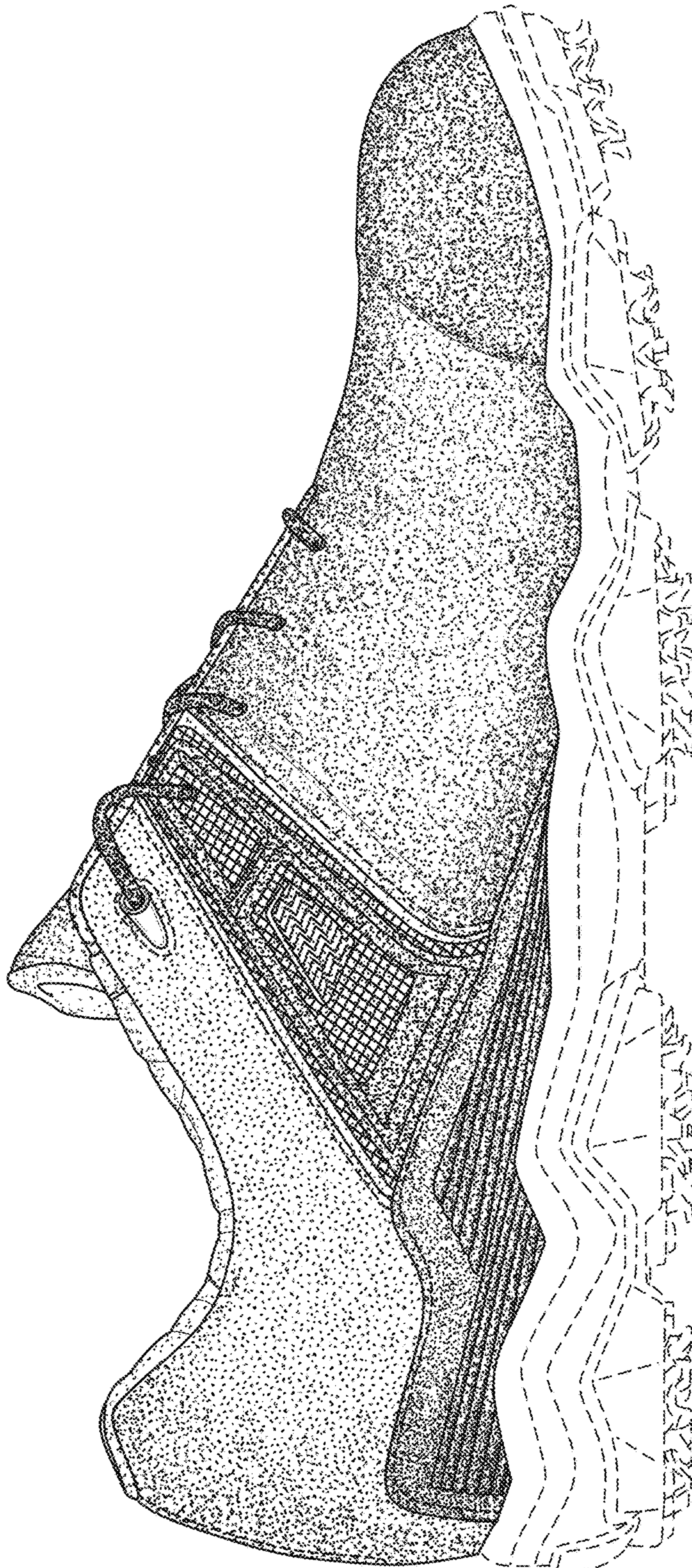


FIG. 4

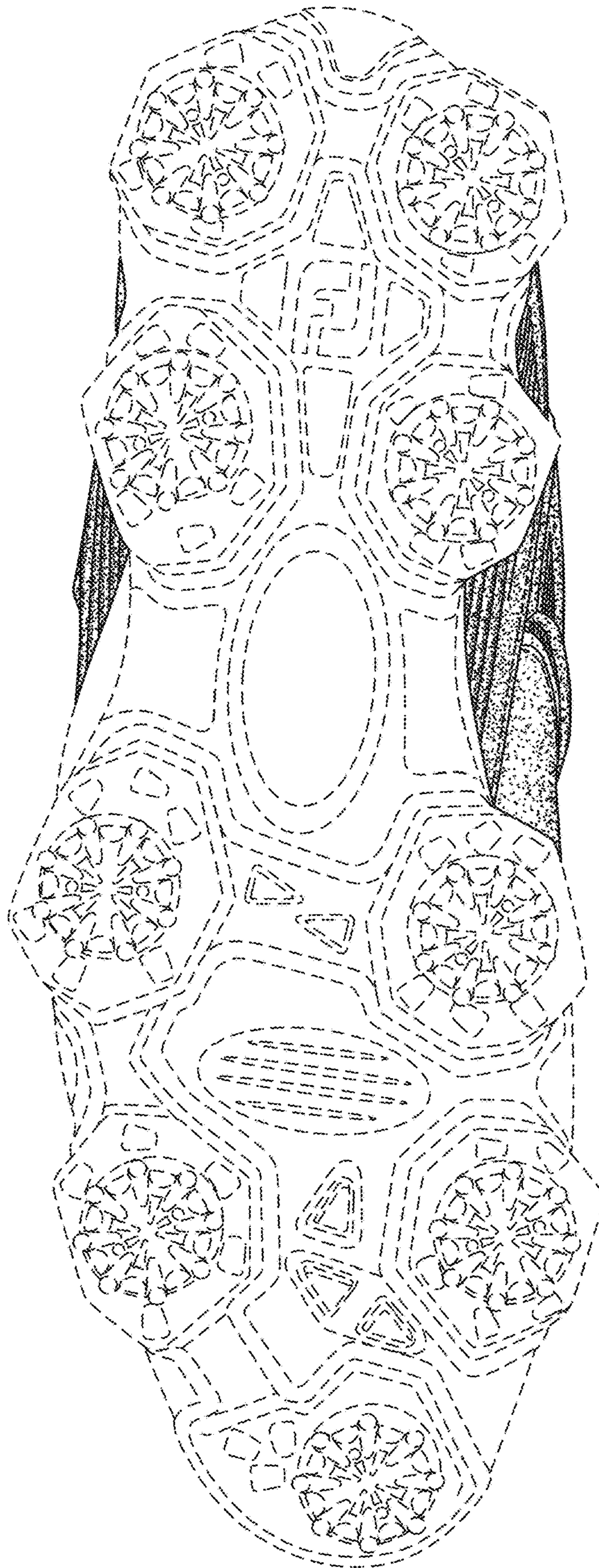


FIG. 5

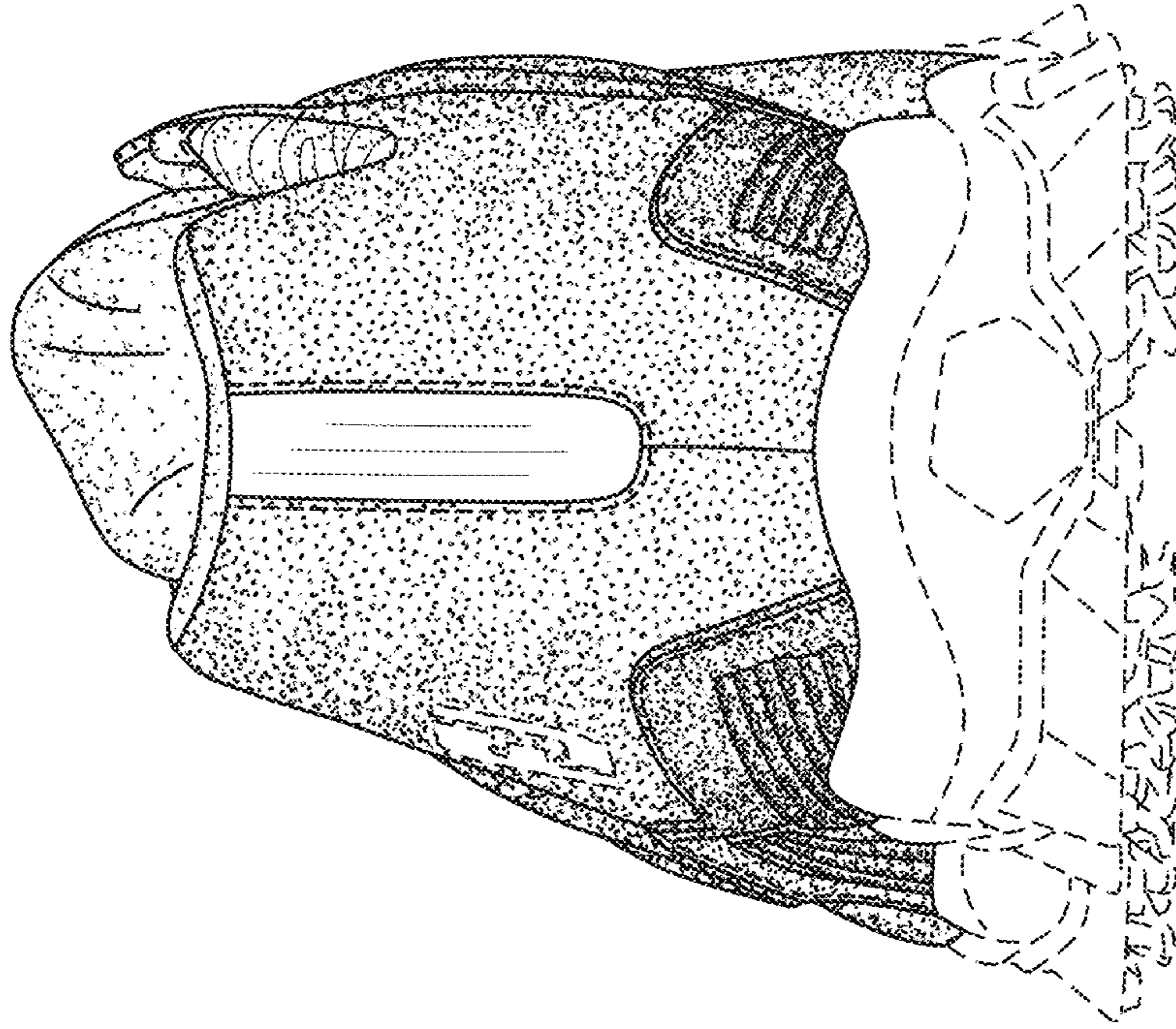


FIG. 7

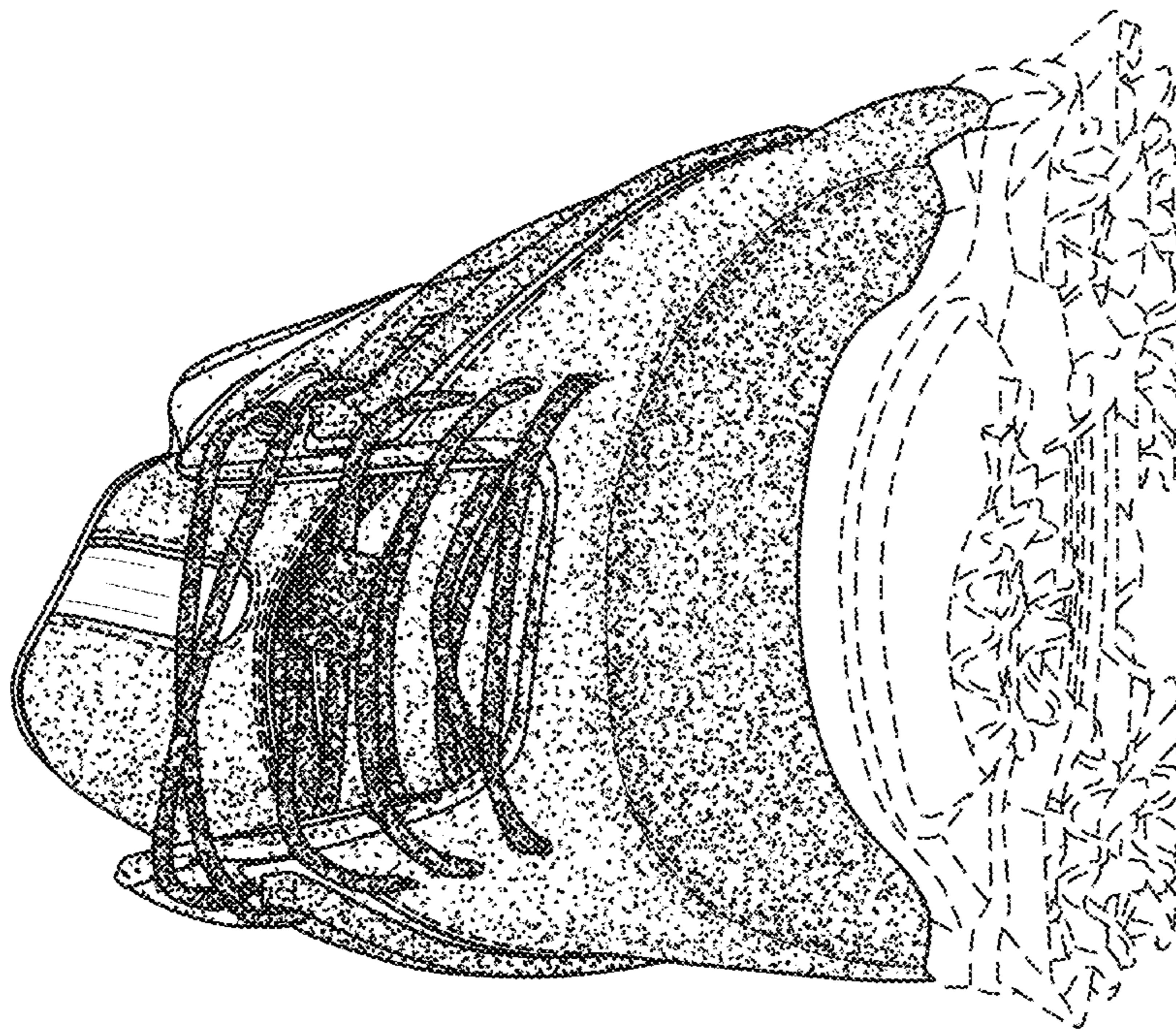


FIG. 6