



US00D912957S

(12) **United States Design Patent**
Weddle

(10) **Patent No.:** **US D912,957 S**

(45) **Date of Patent:** **** Mar. 16, 2021**

(54) **GOLF SHOE OUTSOLE**

(71) Applicant: **Acushnet Company**, Fairhaven, MA (US)

(72) Inventor: **Daren S. Weddle**, Norwell, MA (US)

(73) Assignee: **Acushnet Company**, Fairhaven, MA (US)

(**) Term: **15 Years**

(21) Appl. No.: **29/689,435**

(22) Filed: **Apr. 30, 2019**

(51) **LOC (13) Cl.** **02-04**

(52) **U.S. Cl.**
USPC **D2/957**; D2/947; D2/951; D2/959;
D2/960

(58) **Field of Classification Search**
USPC D2/902, 906, 908, 916, 918, 925,
D2/946-962, 972, 977; 36/3 B, 22 R,
36/24.5, 25 R, 28, 32 R, 34 R, 59 C,
36/67 A, 103
CPC A43B 13/00; A43B 13/02; A43B 13/023;
A43B 13/026; A43B 13/04; A43B 13/08;
A43B 13/10; A43B 13/12; A43B 13/14;
A43B 13/141; A43B 13/143; A43B
13/16; A43B 13/18; A43B 13/181; A43B
13/187; A43B 13/189; A43B 13/20; A43B
13/22; A43B 13/223; A43B 13/24; A43B
13/28; A43B 13/30; A43B 13/32; A43B
13/34; A43B 13/36

See application file for complete search history.

(56) **References Cited**

U.S. PATENT DOCUMENTS

D416,670 S 11/1999 Singer
D420,496 S 2/2000 Singer
D498,574 S 11/2004 Issler

D498,904 S 11/2004 Lee
D572,886 S * 7/2008 Jensen D2/957
D580,638 S 11/2008 McClaskie
D581,146 S 11/2008 Lane, III
7,895,773 B2 3/2011 Robinson, Jr. et al.
D664,748 S * 8/2012 Lubart D2/923
D765,962 S * 9/2016 Brilliant D2/958
D802,267 S 11/2017 Bacon et al.
D802,899 S * 11/2017 Bischoff D2/957
D806,372 S * 1/2018 Boudreau D2/957
D808,624 S * 1/2018 He D2/957
D850,083 S * 6/2019 Jenkins A43B 13/22
D2/959

(Continued)

Primary Examiner — T Chase Nelson

(74) *Attorney, Agent, or Firm* — Daniel W. Sullivan

(57) **CLAIM**

The ornamental design for a golf shoe outsole, as shown and described.

DESCRIPTION

FIG. 1 is a bottom perspective view of the golf shoe outsole of this invention;

FIG. 2 is a bottom plan view of the golf shoe outsole of this invention;

FIG. 3 is a top plan view of the golf shoe outsole of this invention;

FIG. 4 is a medial side elevation view of the golf shoe outsole of this invention;

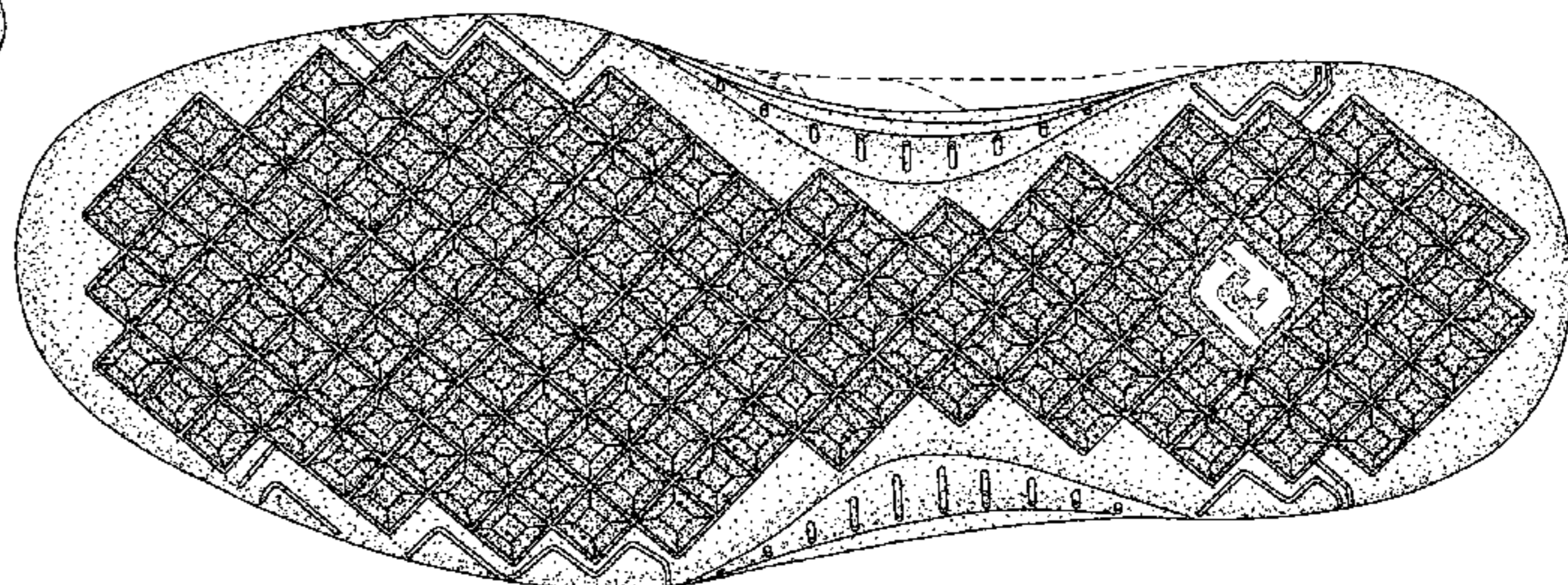
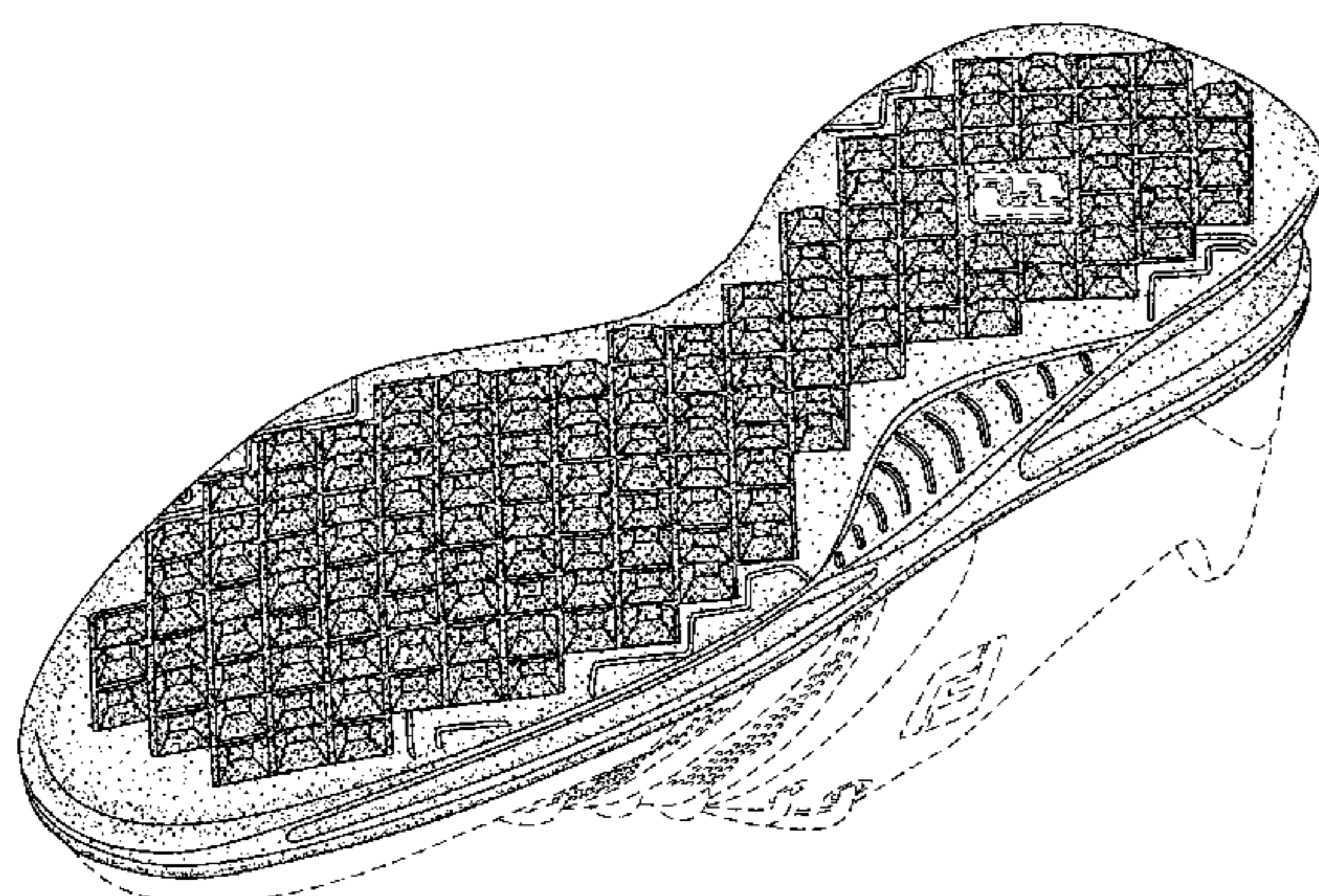
FIG. 5 is a lateral side elevation view of the golf shoe outsole of this invention;

FIG. 6 is a front elevation view of the golf shoe outsole of this invention; and,

FIG. 7 is a rear elevation view of the golf shoe outsole of this invention.

In FIGS. 1-7, the broken lines on the top surface of the shoe including laces and logo form no part of the claimed design. Also, the broken lines showing the logo in the outsole form no part of the claimed design.

1 Claim, 6 Drawing Sheets



(56)

References Cited

U.S. PATENT DOCUMENTS

D879,438 S * 3/2020 Brosseau A43C 15/00
D2/959
D883,633 S * 5/2020 Fogg D2/958
D885,734 S * 6/2020 Cass A43B 13/223
D2/957
2015/0128455 A1* 5/2015 Lubart A43C 15/00
36/25 R
2016/0174659 A1* 6/2016 Lubart A43B 13/22
36/59 C
2018/0000191 A1 1/2018 Bacon et al.
2020/0077734 A1* 3/2020 Bidal A43C 15/162
2020/0146389 A1* 5/2020 Bidal A43B 13/223
2020/0245716 A1* 8/2020 Bidal A43B 13/14

* cited by examiner

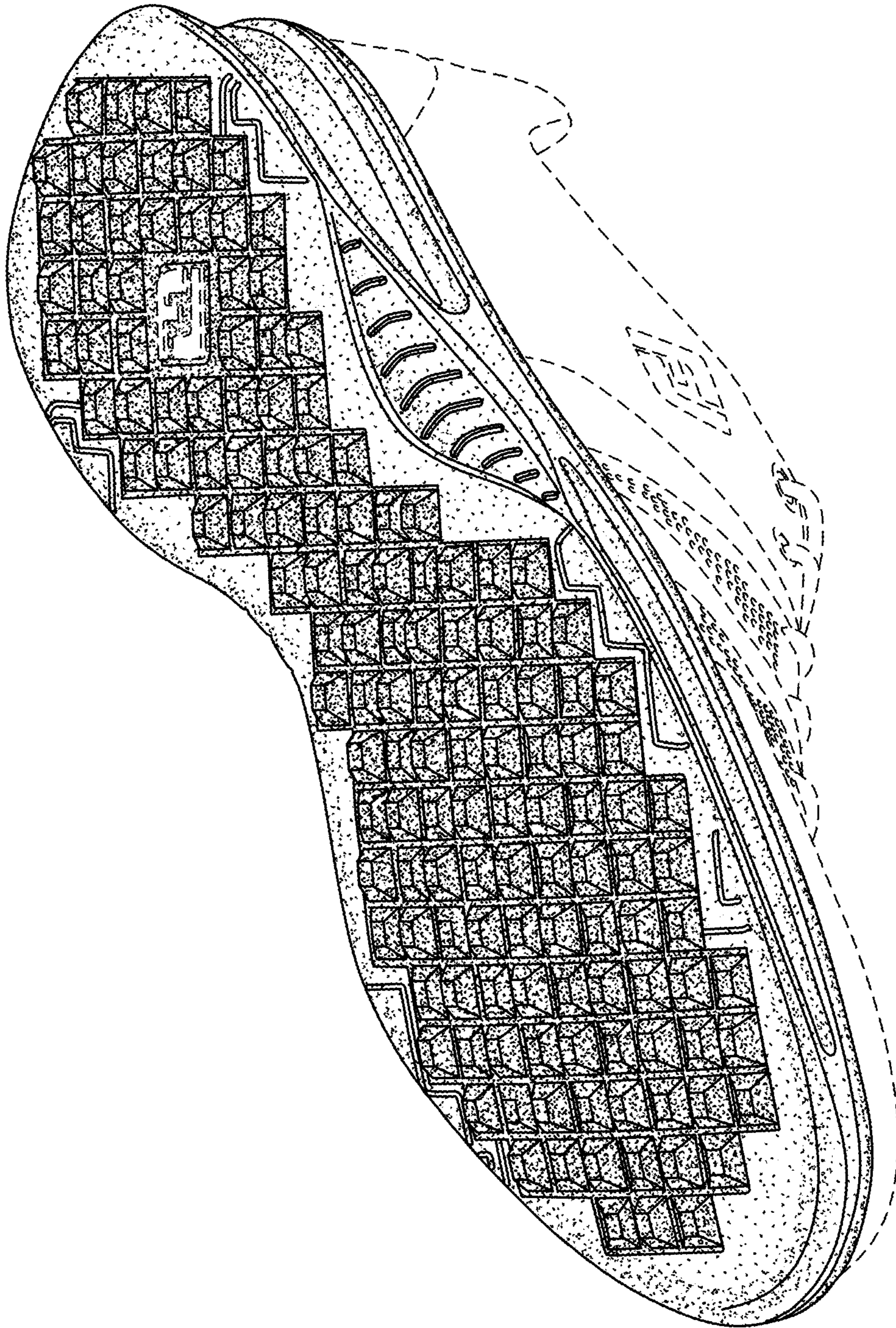


FIG. 1

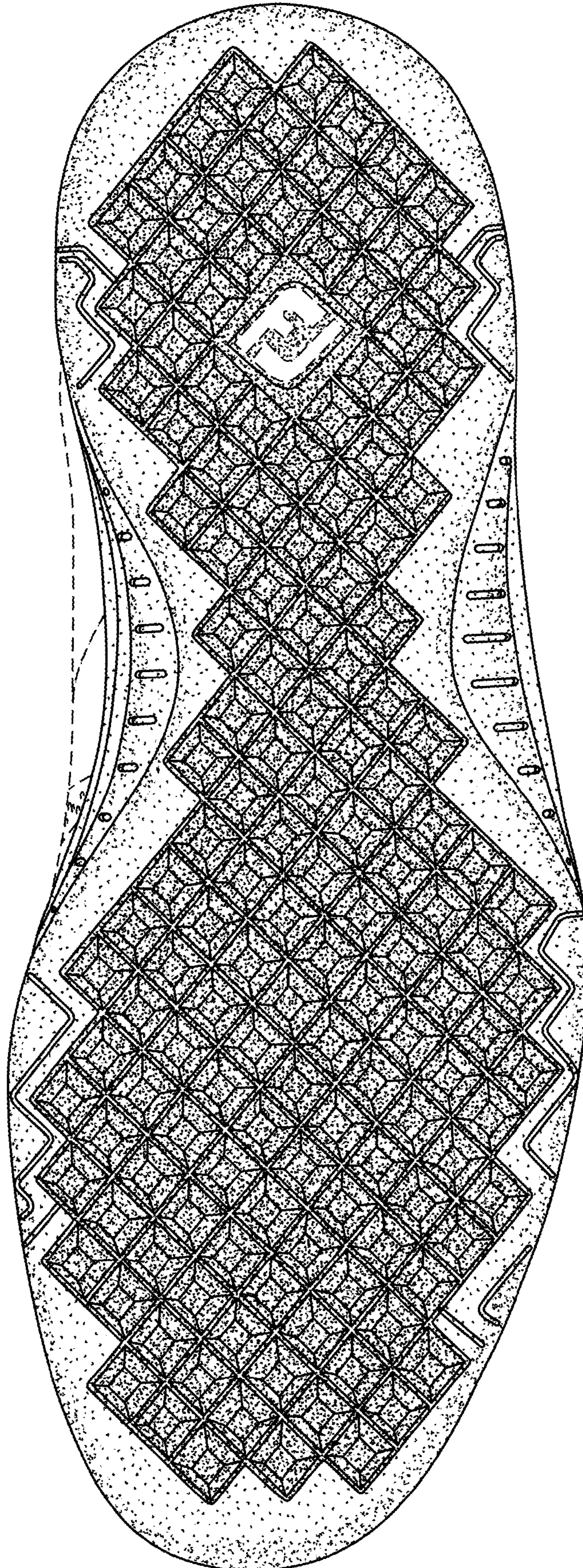


FIG. 2

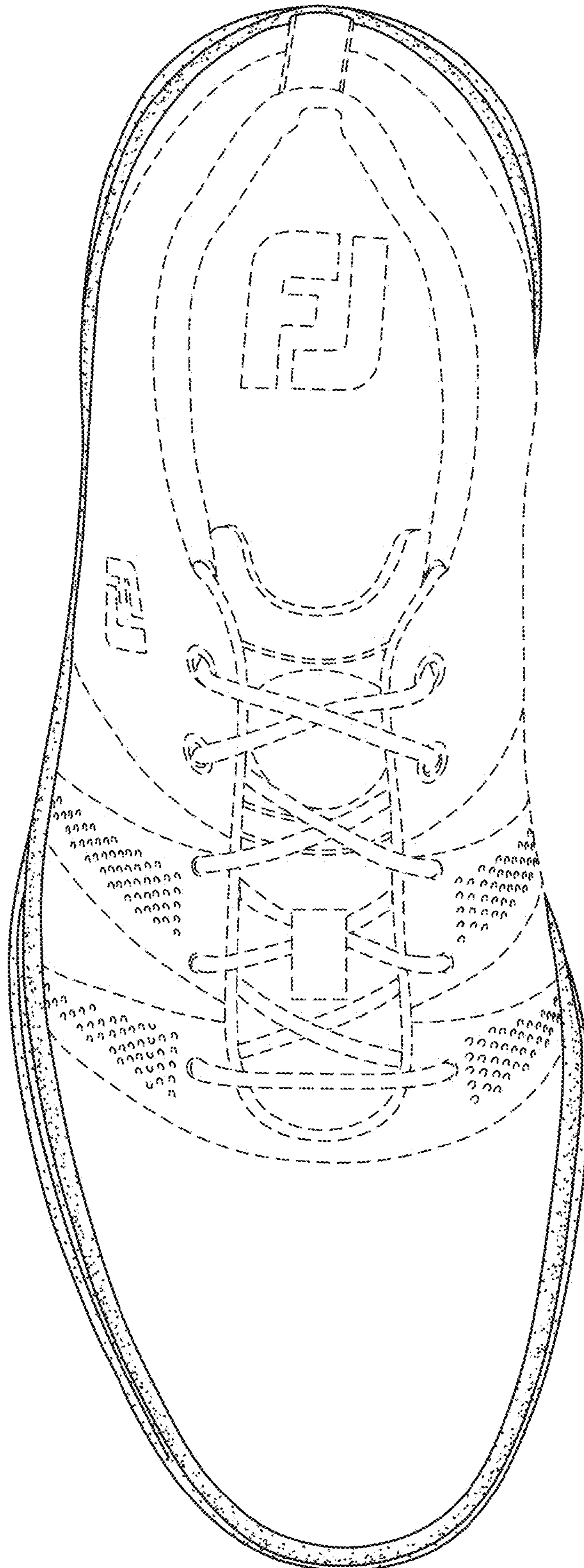


FIG. 3

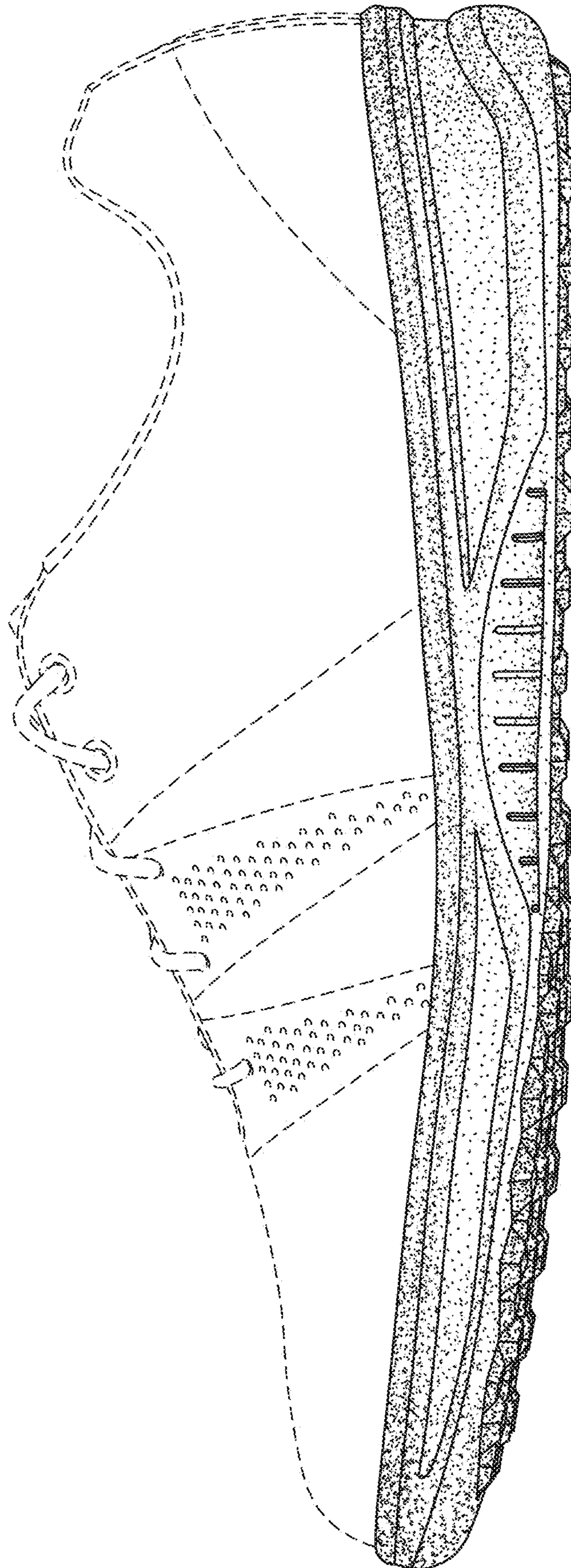


FIG. 4

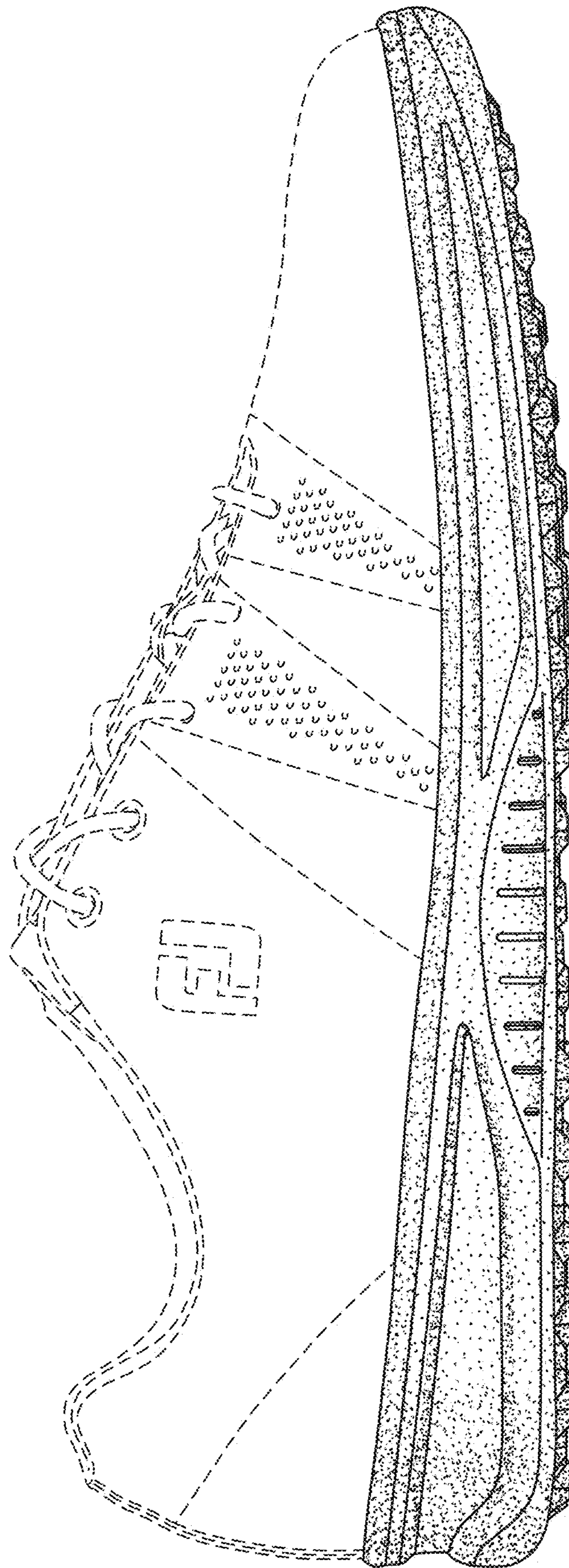


FIG. 5

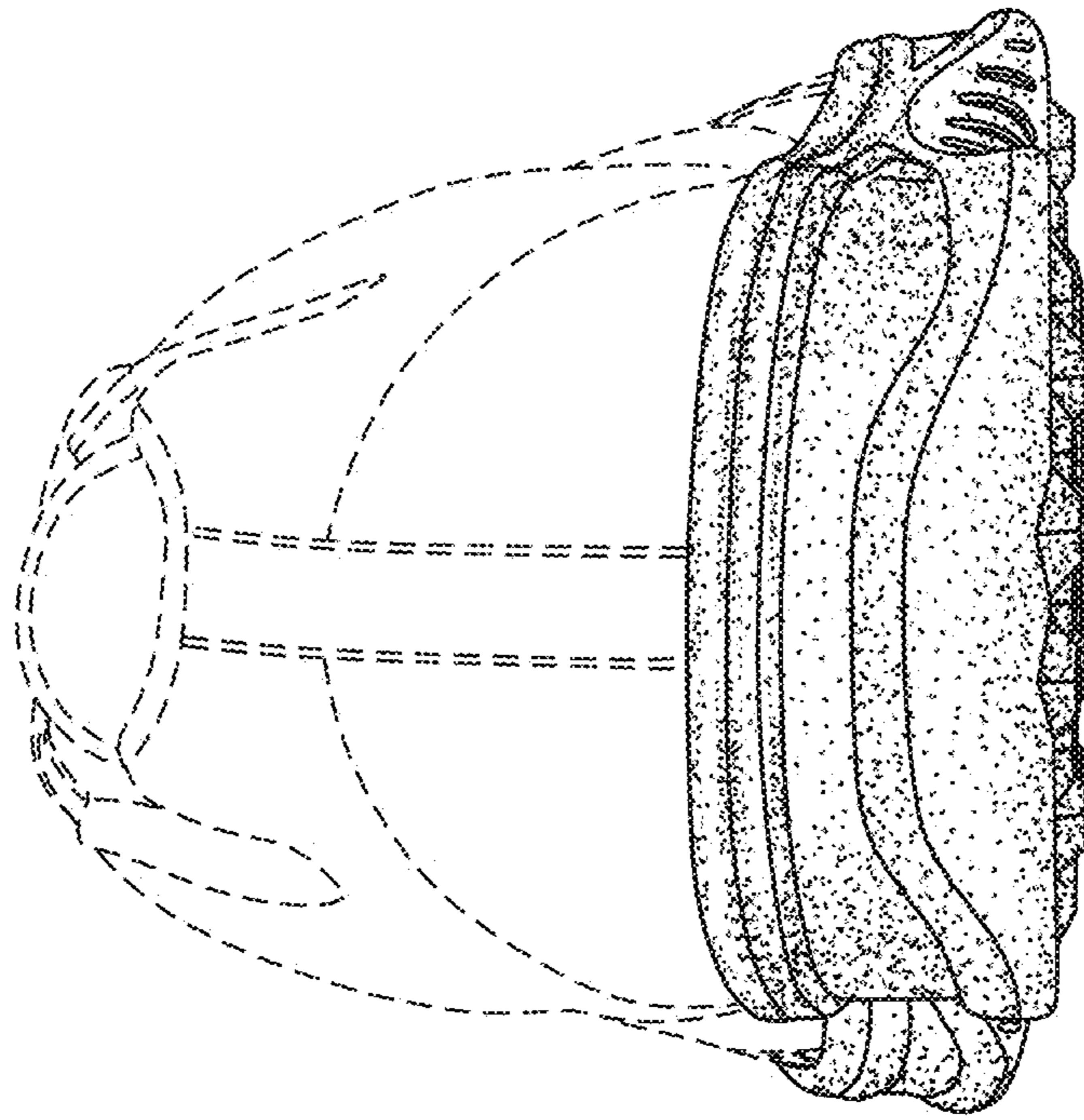


FIG. 7

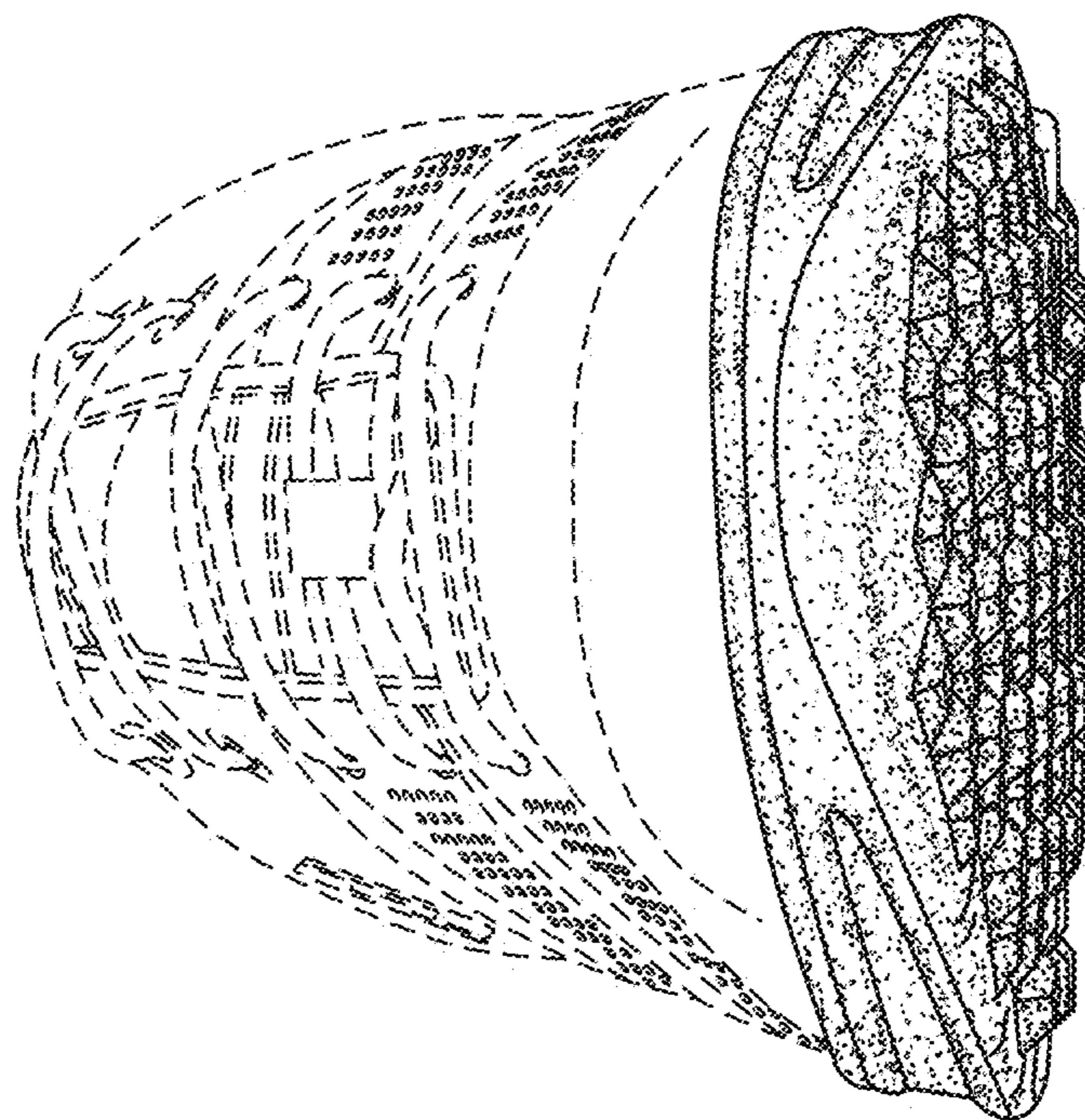


FIG. 6