



US00D912955S

(12) **United States Design Patent**  
**Harper**

(10) **Patent No.:** **US D912,955 S**

(45) **Date of Patent:** **\*\* Mar. 16, 2021**

(54) **SHOE**

(71) Applicant: **NIKE, Inc.**, Beaverton, OR (US)

(72) Inventor: **Asha Harper**, Beaverton, OR (US)

(73) Assignee: **NIKE, Inc.**, Beaverton, OR (US)

(\*\*) Term: **15 Years**

(21) Appl. No.: **29/703,766**

(22) Filed: **Aug. 29, 2019**

(51) **LOC (13) Cl.** ..... **02-04**

(52) **U.S. Cl.**  
USPC ..... **D2/953**; D2/951; D2/960

(58) **Field of Classification Search**  
USPC ..... D2/902, 906, 908, 916, 918, 925,  
D2/946-962, 972, 977; 36/3 B, 22 R,  
36/24.5, 25 R, 28, 32 R, 34 R, 59 C,  
36/67 A, 103  
CPC ..... A43B 13/00; A43B 13/02; A43B 13/023;  
A43B 13/026; A43B 13/04; A43B 13/08;  
A43B 13/10; A43B 13/12; A43B 13/14;  
A43B 13/141; A43B 13/143; A43B  
13/16; A43B 13/18; A43B 13/181; A43B  
13/187; A43B 13/189; A43B 13/20; A43B  
13/22; A43B 13/223; A43B 13/24; A43B  
13/28; A43B 13/30; A43B 13/32; A43B  
13/34; A43B 13/36  
See application file for complete search history.

(56) **References Cited**

U.S. PATENT DOCUMENTS

4,096,649 A \* 6/1978 Saurwein ..... A43B 13/223  
36/32 R

4,697,361 A \* 10/1987 Ganter ..... A43B 13/186  
36/28

5,083,361 A \* 1/1992 Rudy ..... A43B 13/189  
29/454

5,287,638 A \* 2/1994 Preston ..... A43B 13/20  
36/28

5,325,611 A \* 7/1994 Dyer ..... A43B 13/12  
36/27

5,551,173 A \* 9/1996 Chambers ..... A43B 7/146  
36/141

5,836,094 A \* 11/1998 Figel ..... A43B 3/0073  
36/131

(Continued)

**OTHER PUBLICATIONS**

Nike Footwear Catalog, 2006 Fall Footwear, p. 97, published Nov. 2005, Nike, Inc., USA.

(Continued)

*Primary Examiner* — T Chase Nelson  
(74) *Attorney, Agent, or Firm* — Banner & Witcoff, Ltd.

(57) **CLAIM**

The ornamental design for a shoe, as shown and described.

**DESCRIPTION**

FIG. 1 is a bottom front perspective view of a shoe showing my new design;

FIG. 2 is a bottom view thereof;

FIG. 3 is a bottom rear perspective view thereof;

FIG. 4 is an enlarged view of the design shown in FIG. 1 with environment removed for clarity;

FIG. 5 is an enlarged view of the design shown in FIG. 2 with environment removed for clarity;

FIG. 6 is an enlarged view of the design shown in FIG. 3 with environment removed for clarity;


FIG. 7 is a bottom front perspective view of the shoe of FIGS. 1-6 with shading removed;

FIG. 8 is a bottom view thereof; and,

FIG. 9 is a bottom rear perspective view thereof.

The broken lines within the shaded area represent grooves that form no part of the claimed design. The broken lines depicting the remainder of the shoe show features that form no part of the claimed design.

**1 Claim, 9 Drawing Sheets**





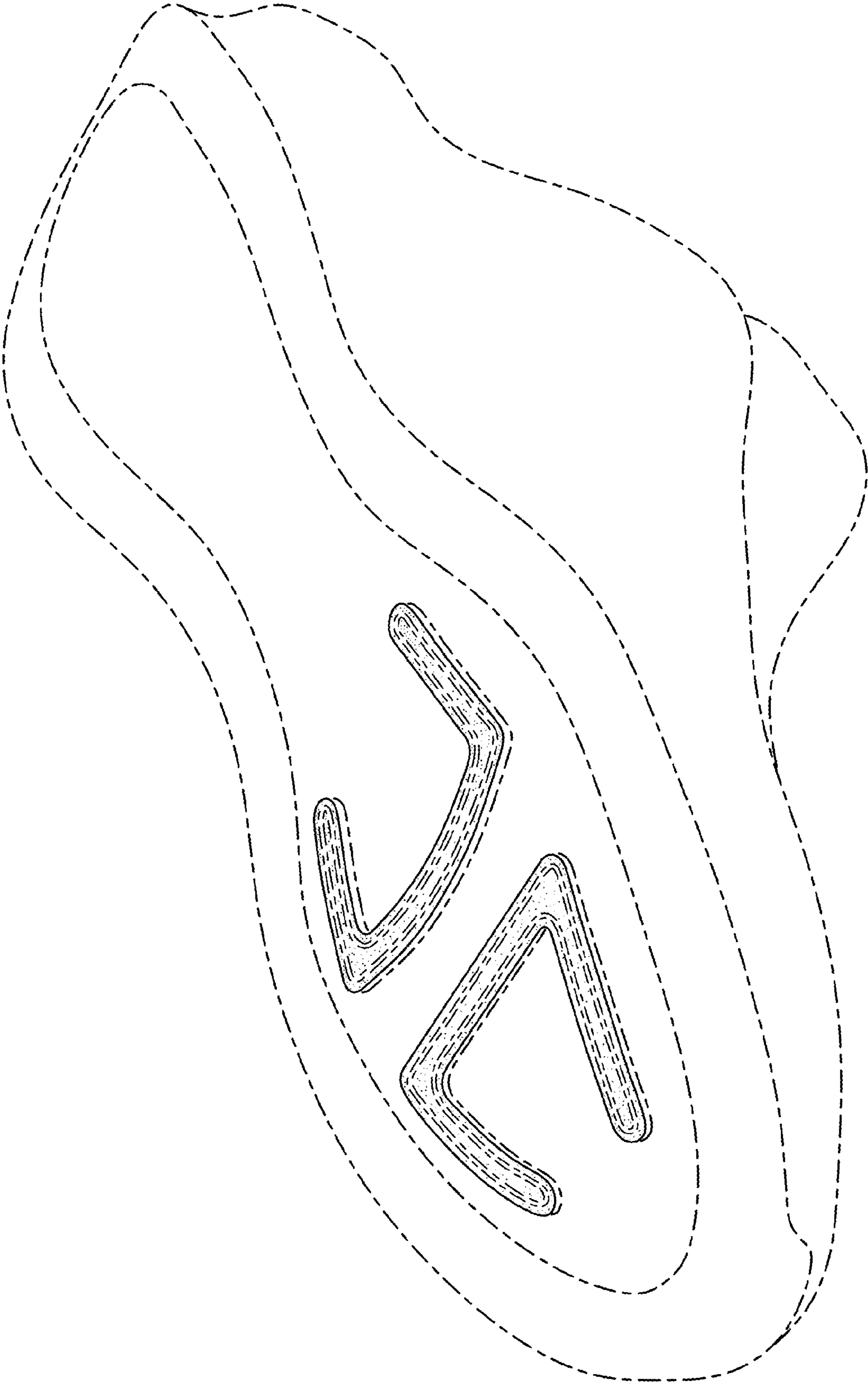


FIG. 1

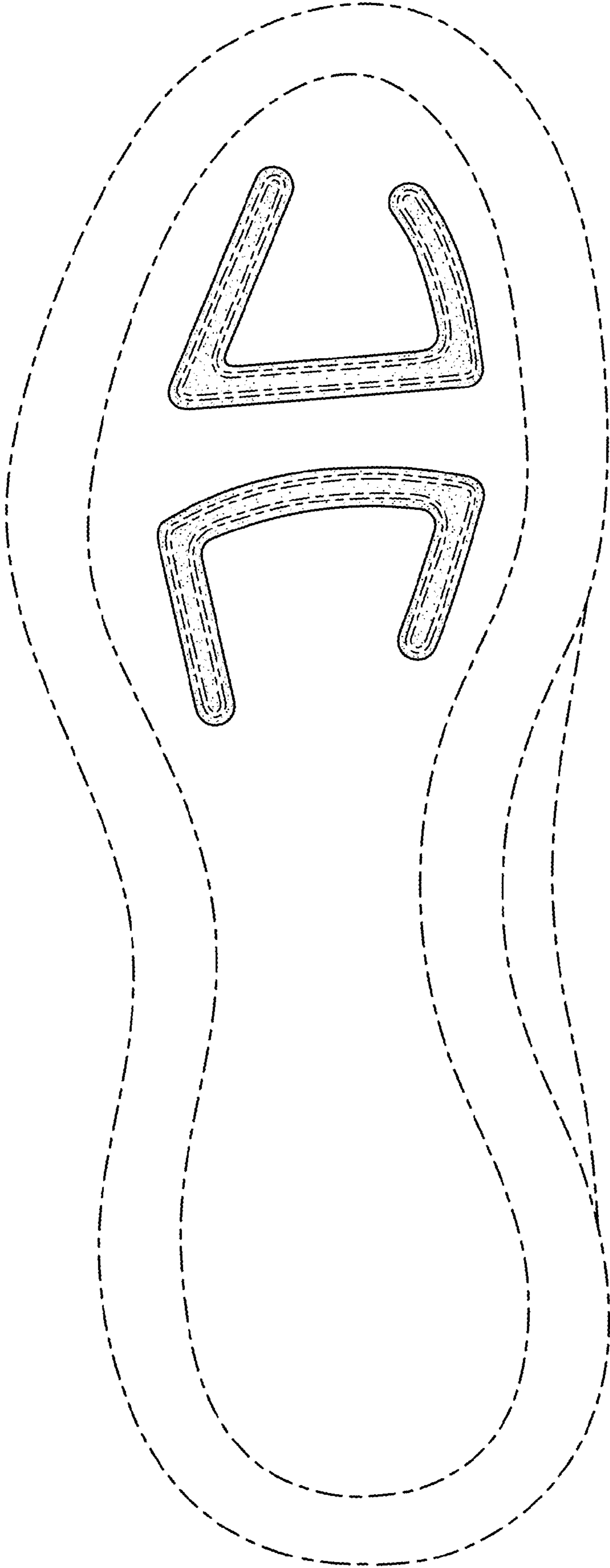


FIG. 2





FIG. 3

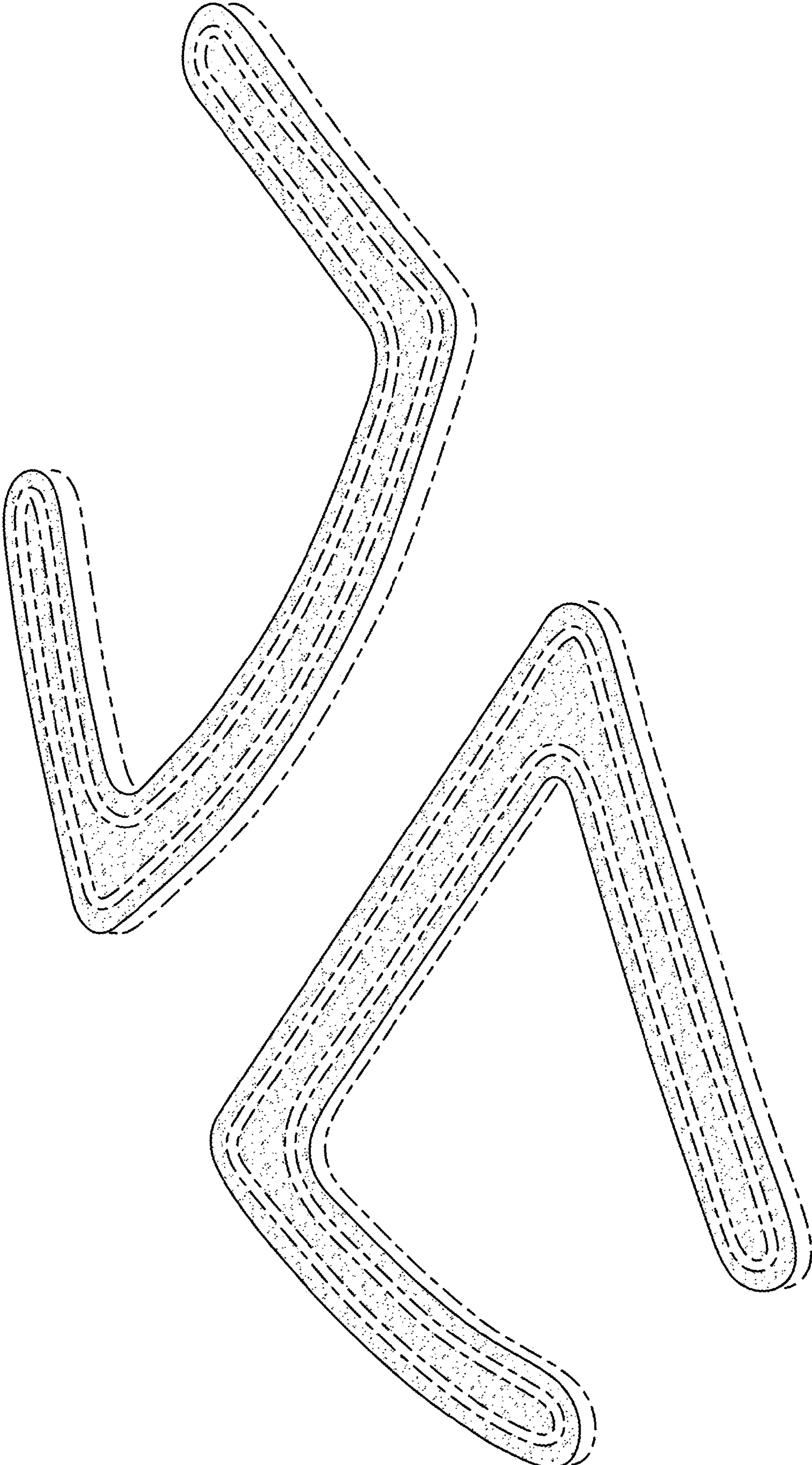


FIG. 4

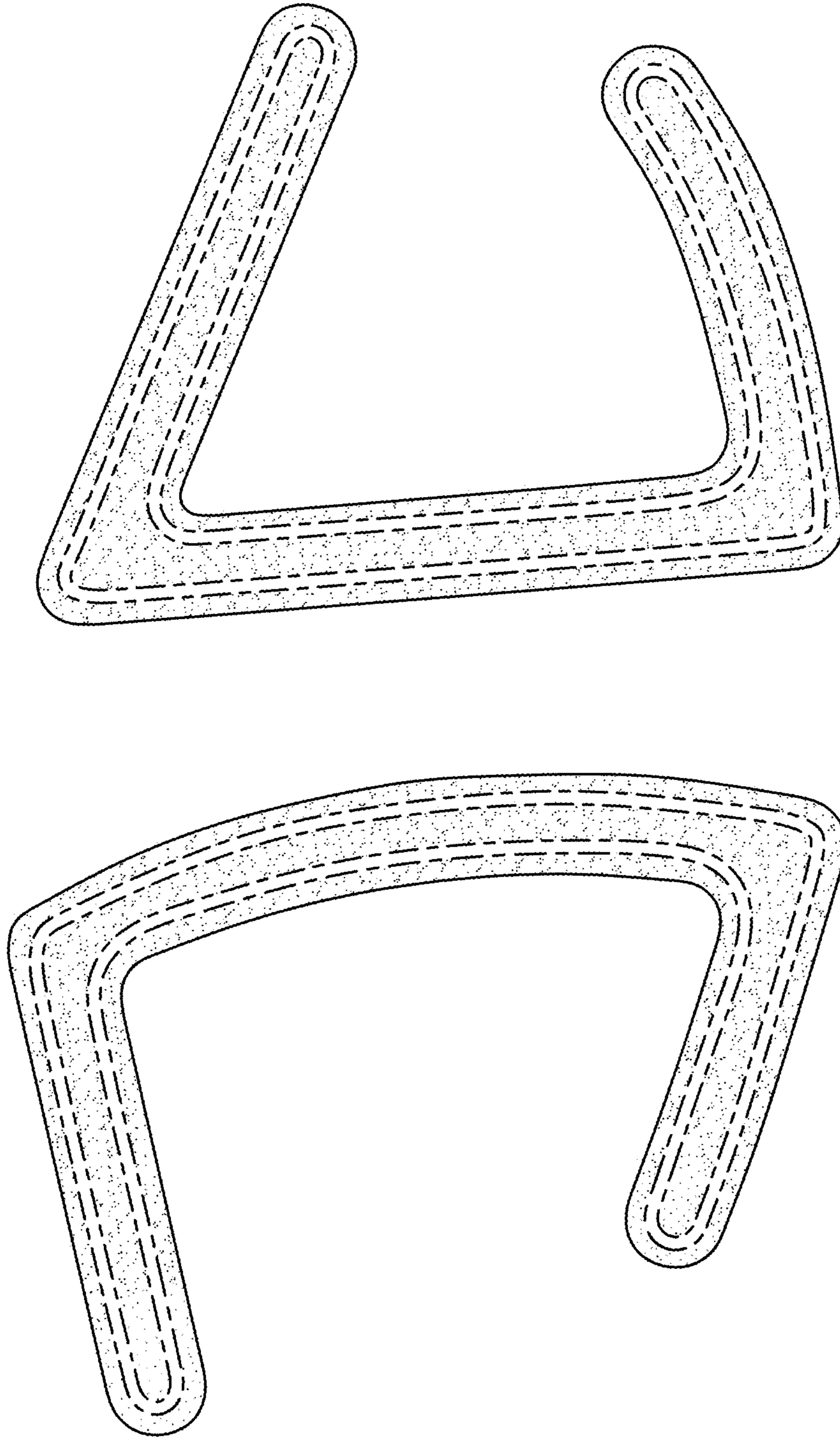


FIG. 5

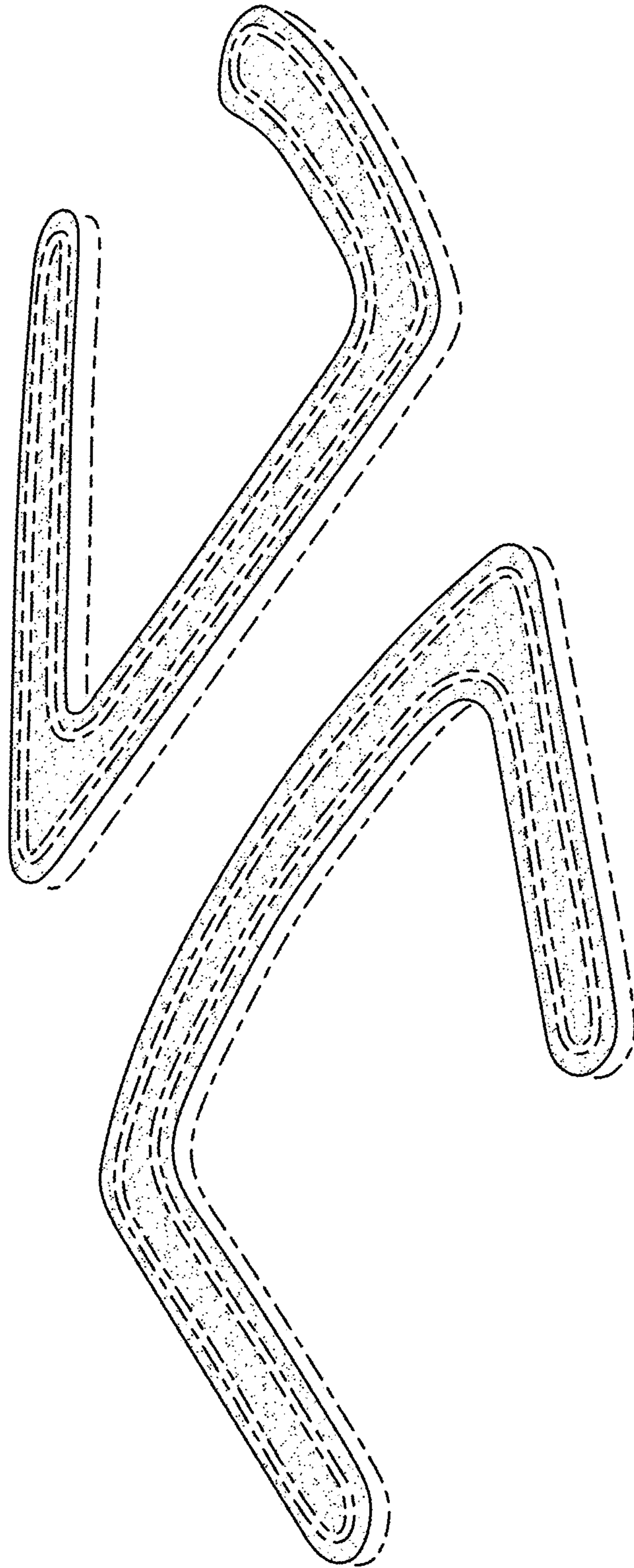


FIG. 6



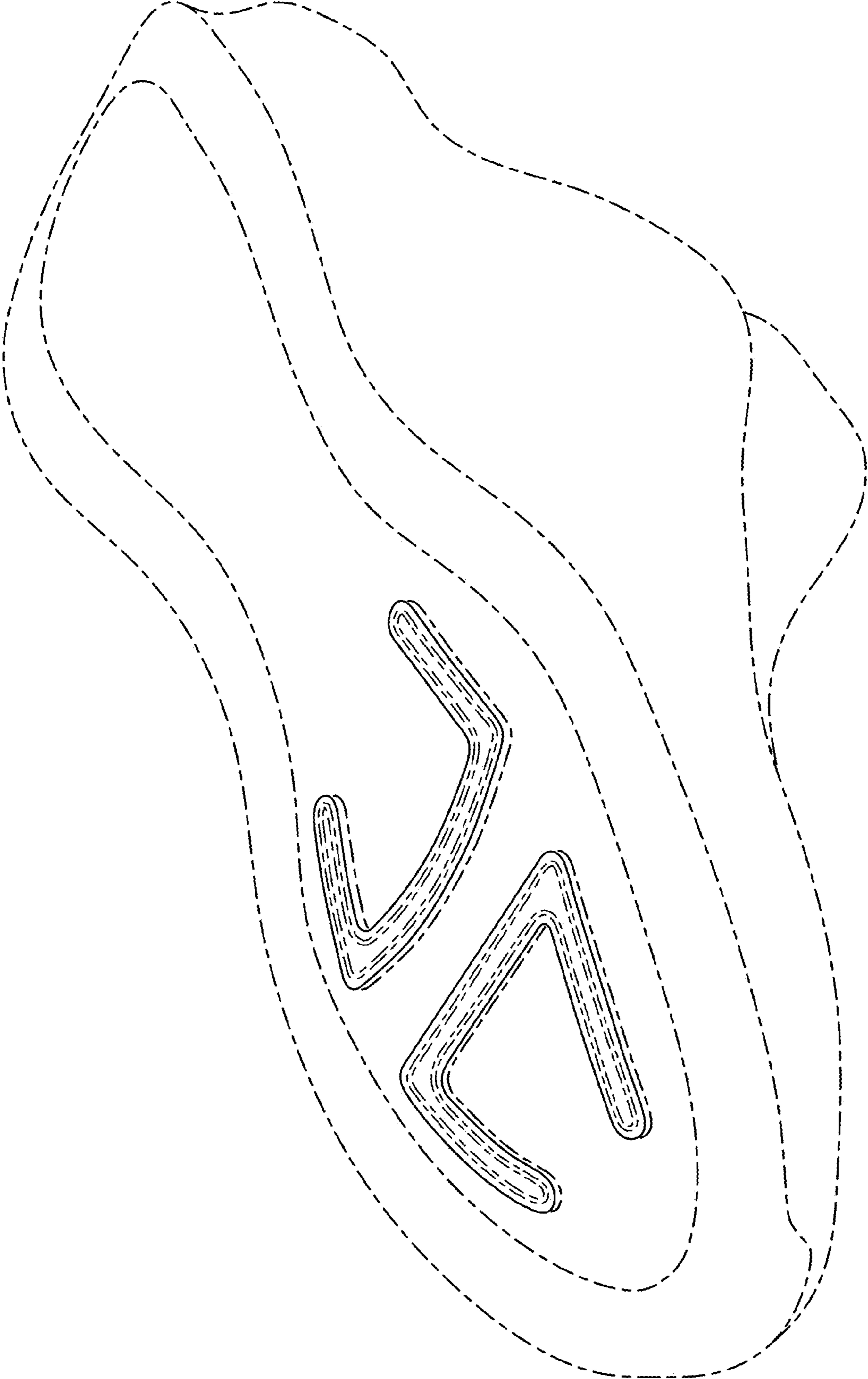


FIG. 7

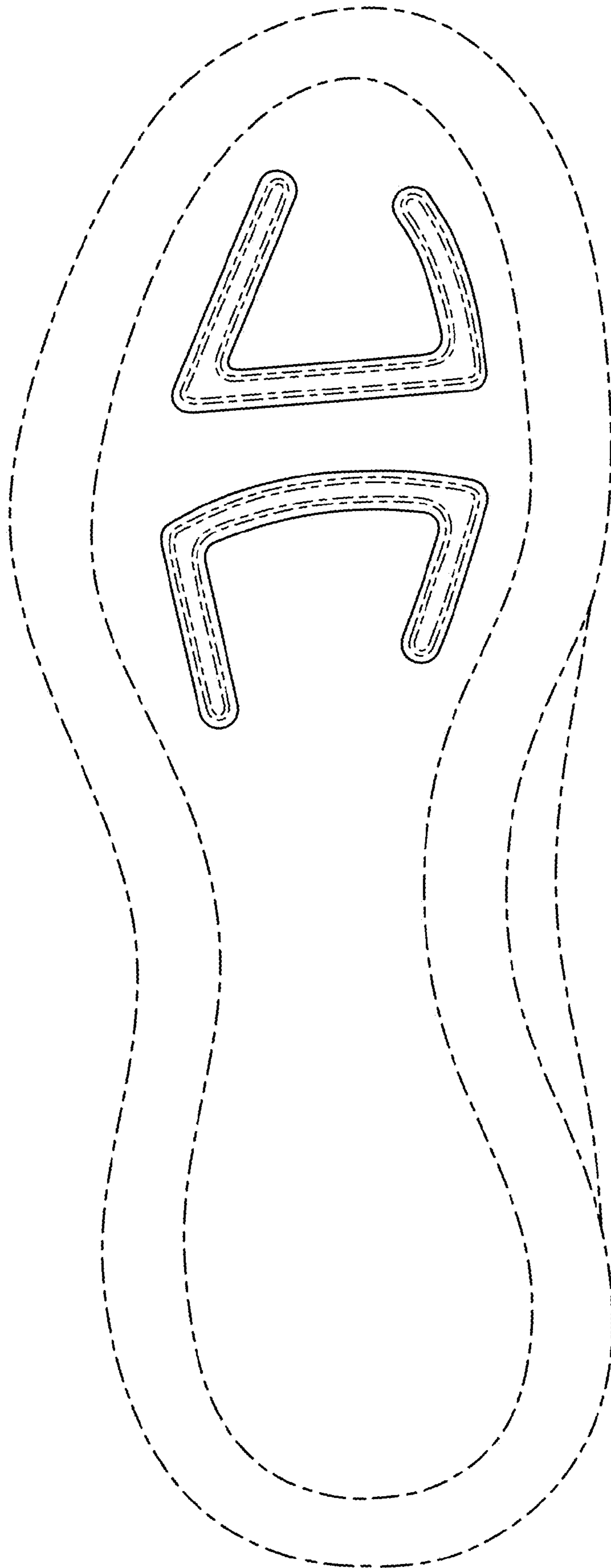


FIG. 8



FIG. 9