



US00D912950S

(12) **United States Design Patent**
Troufanov

(10) **Patent No.:** **US D912,950 S**
(45) **Date of Patent:** **** Mar. 16, 2021**

(54) **SHOE**

(71) Applicant: **NIKE, Inc.**, Beaverton, OR (US)

(72) Inventor: **Nikita A. Troufanov**, Portland, OR (US)

(73) Assignee: **NIKE, Inc.**, Beaverton, OR (US)

(**) Term: **15 Years**

(21) Appl. No.: **29/704,017**

(22) Filed: **Aug. 30, 2019**

(51) **LOC (13) Cl.** **02-04**

(52) **U.S. Cl.**
USPC **D2/947; D2/957; D2/960**

(58) **Field of Classification Search**
USPC D2/902, 906, 908, 916, 918, 925,
D2/946–962, 972, 977; 36/3 B, 22 R,
36/24.5, 25 R, 28, 32 R, 34 R, 59 C,
36/67 A, 103
CPC A43B 13/00; A43B 13/02; A43B 13/023;
A43B 13/026; A43B 13/04; A43B 13/08;
A43B 13/10; A43B 13/12; A43B 13/14;
A43B 13/141; A43B 13/143; A43B
13/16; A43B 13/18; A43B 13/181; A43B
13/187; A43B 13/189; A43B 13/20; A43B
13/22; A43B 13/223; A43B 13/24; A43B
13/28; A43B 13/30; A43B 13/32; A43B
13/34; A43B 13/36
See application file for complete search history.

(56) **References Cited**

U.S. PATENT DOCUMENTS

4,439,936 A * 4/1984 Clarke A43B 5/06
36/102
4,745,693 A * 5/1988 Brown A43B 3/24
36/100
D409,361 S * 5/1999 Greenberg D2/957

6,195,918 B1 * 3/2001 Kelley A43B 1/0027
36/107
D508,307 S * 8/2005 Burg D2/953
D541,020 S * 4/2007 McClaskie D2/947
D544,701 S * 6/2007 Chen D2/977
D626,320 S * 11/2010 Anderson D2/957
D661,880 S * 6/2012 Raysse A43B 5/002
D2/947
D671,723 S * 12/2012 Teteriatnikov D2/947
D680,309 S * 4/2013 Raysse A43B 7/32
D2/947
D689,275 S * 9/2013 Mahoney D2/959
D731,157 S * 6/2015 Fongher A43B 1/0027
D2/916
D790,169 S * 6/2017 Da Costa Pereira Machado
D2/947
D801,011 S * 10/2017 Del Biondi D2/923
D816,310 S * 5/2018 Cooper A43B 5/06
D2/947
D831,319 S * 10/2018 Vasyli D2/960
D841,951 S * 3/2019 Cin D2/947
D843,089 S * 3/2019 Chanthavong D2/916

(Continued)

Primary Examiner — T Chase Nelson
(74) *Attorney, Agent, or Firm* — Banner & Witcoff, Ltd.

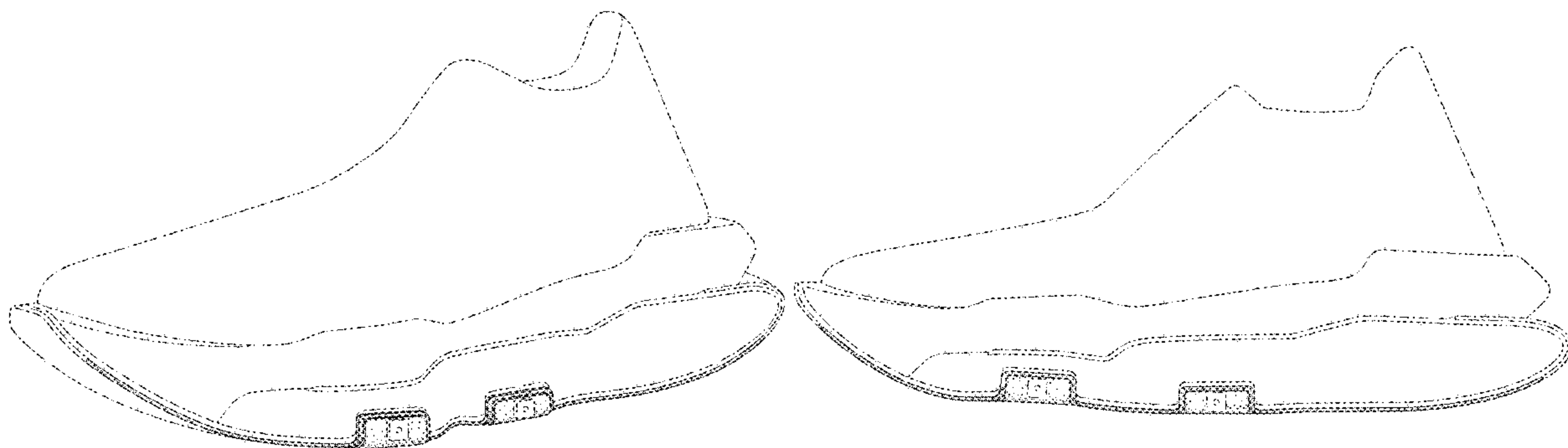
(57) **CLAIM**

The ornamental design for a shoe, as shown and described.

DESCRIPTION

FIG. 1 is a front perspective view of a shoe showing my new design;
FIG. 2 is a side view thereof; and,
FIG. 3 is a rear perspective view thereof.
The broken line showing of the square and circular regions represent features that form no part of the claimed design. The broken lines immediately adjacent to the shaded area define the bounds of the claimed design and form no part thereof. The broken lines depicting the remainder of the shoe show features that form no part of the claimed design.

1 Claim, 3 Drawing Sheets



(56)

References Cited

U.S. PATENT DOCUMENTS

D856,646 S * 8/2019 Madore D2/947
D862,056 S * 10/2019 Wang D2/947
D869,134 S * 12/2019 Martin D2/947
D882,217 S * 4/2020 Zhang D2/916
D889,085 S * 7/2020 Verfl D2/947
2005/0133968 A1 * 6/2005 Foxen B29D 35/122
264/511
2007/0039210 A1 * 2/2007 Clark A43B 7/32
36/113
2007/0062068 A1 * 3/2007 Li A43B 7/32
36/73
2010/0287795 A1 * 11/2010 Van Niekerk B29C 44/0415
36/25 R
2012/0017470 A1 * 1/2012 Pan A43B 13/26
36/103
2012/0324761 A1 * 12/2012 Sills A43B 1/0072
36/103
2016/0007676 A1 * 1/2016 Leimer A43B 5/002
36/103
2018/0055135 A1 * 3/2018 Donaldson A47L 23/04

* cited by examiner

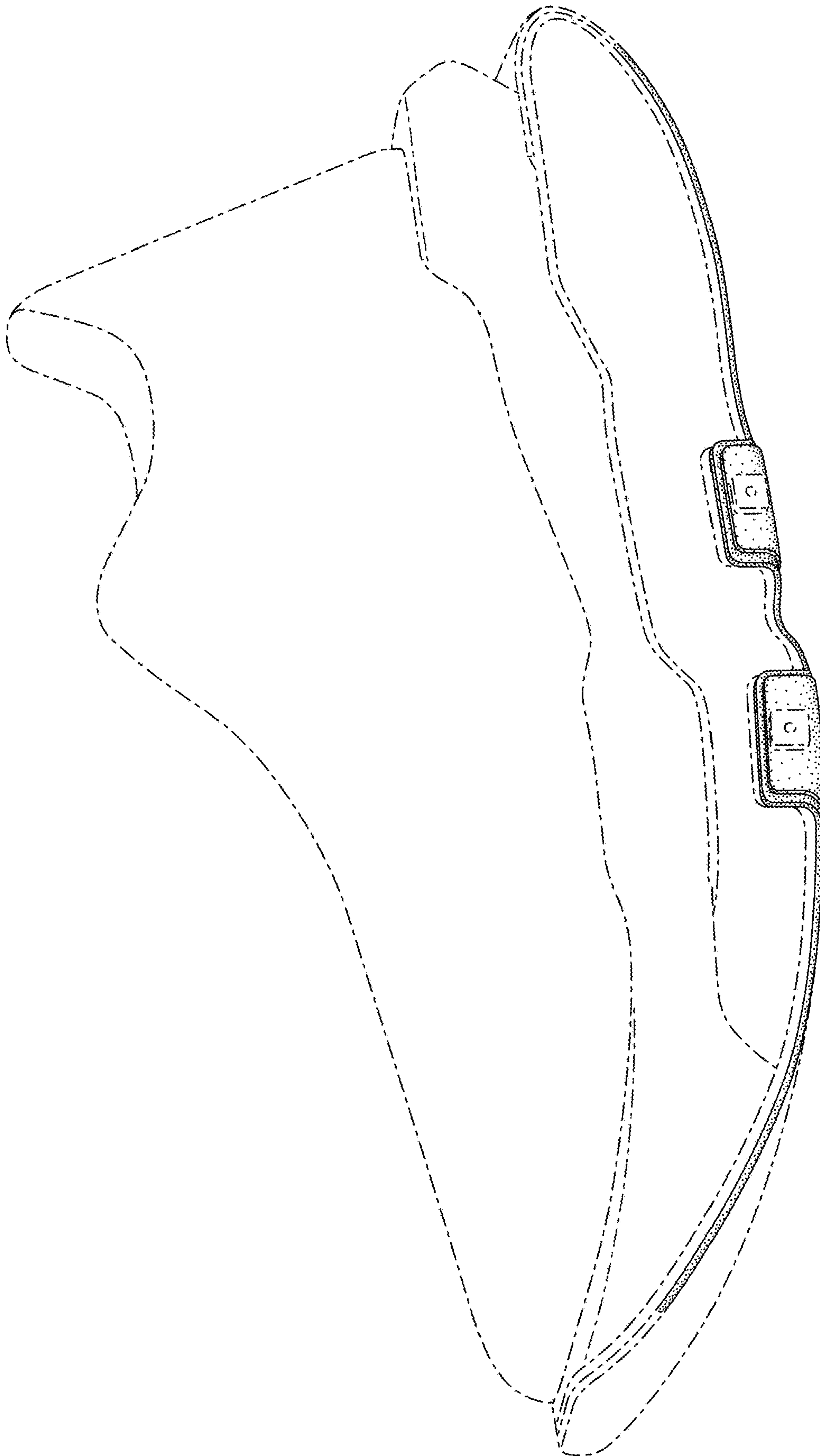


FIG. 1

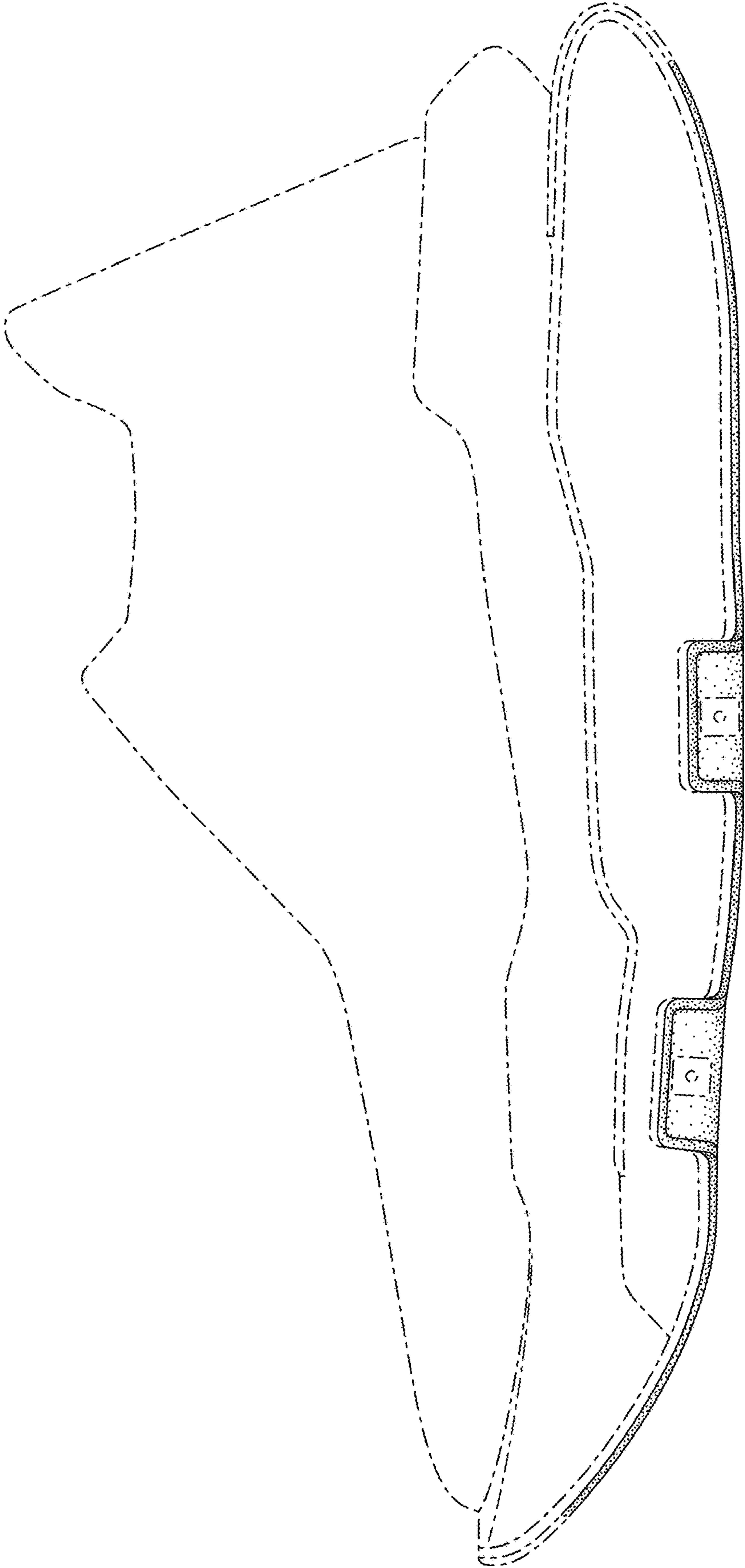


FIG. 2

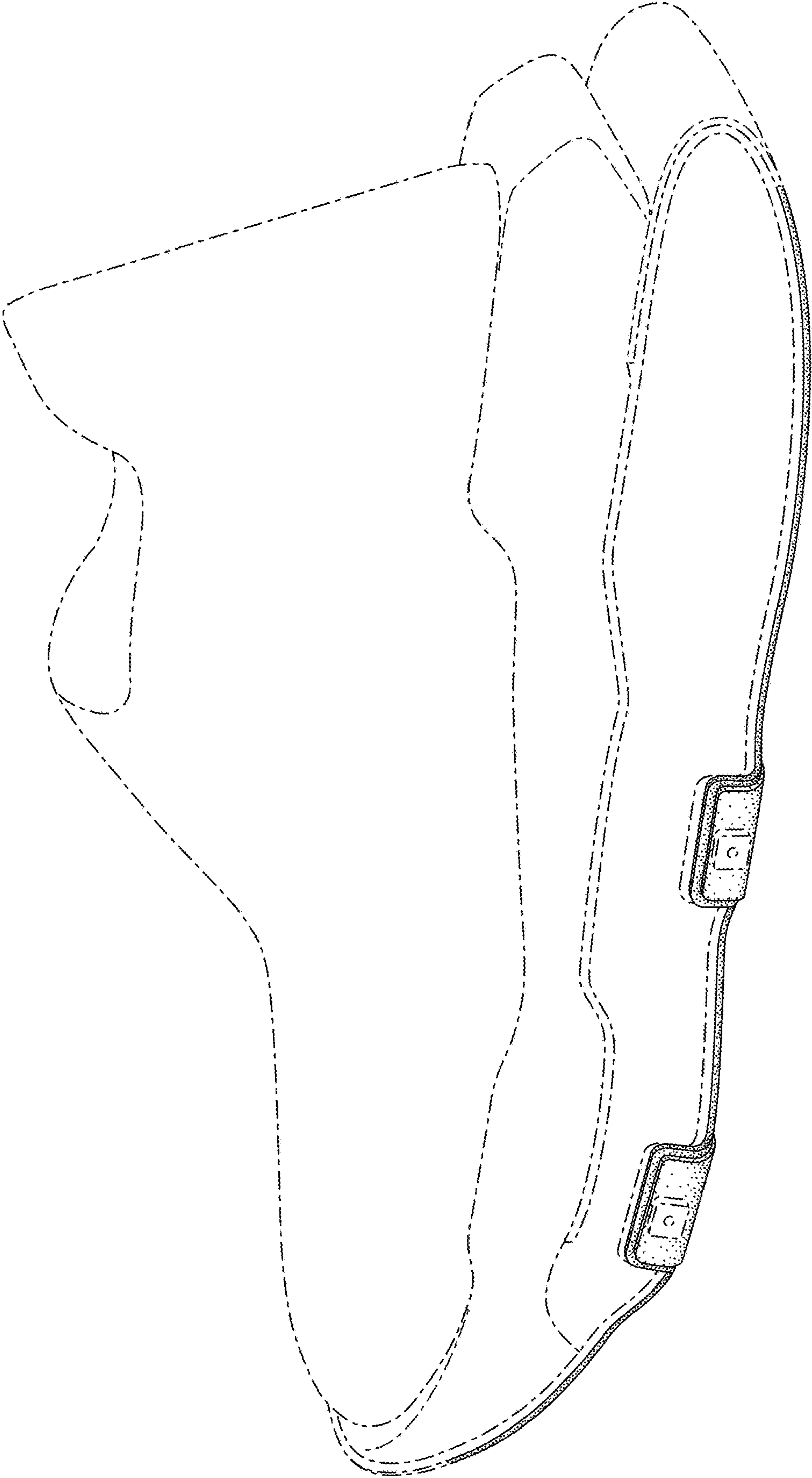


FIG. 3