

US00D912940S

(12) **United States Design Patent** (10) **Patent No.:** **US D912,940 S**  
**Yong** (45) **Date of Patent:** **\*\* Mar. 16, 2021**

(54) **HEATING VEST**

(71) Applicant: **Nie Yong**, Chengdu (CN)

(72) Inventor: **Nie Yong**, Chengdu (CN)

(\*\*) Term: **15 Years**

(21) Appl. No.: **29/670,847**

(22) Filed: **Nov. 20, 2018**

(51) **LOC (13) Cl.** ..... **02-02**

(52) **U.S. Cl.**  
USPC ..... **D2/750**

(58) **Field of Classification Search**  
USPC ..... D2/750, 828-829; D29/101.1, 101.4;  
2/102  
CPC ..... A41D 1/04; A41D 13/0051  
See application file for complete search history.

(56) **References Cited**

**U.S. PATENT DOCUMENTS**

- 4,100,620 A \* 7/1978 Pecoraro ..... A41D 13/015  
2/102
- 4,149,272 A \* 4/1979 Maeshima ..... A41D 3/00  
2/102
- D600,885 S \* 9/2009 Leunis ..... D2/829
- D698,523 S \* 2/2014 Roberts ..... D2/829
- D703,922 S \* 5/2014 Roberts ..... D2/829
- D766,548 S \* 9/2016 Stout ..... D2/829
- D794,281 S \* 8/2017 Crowe ..... D2/829

- D846,237 S \* 4/2019 Borovicka ..... D2/829
- D855,289 S \* 8/2019 Avila ..... D2/828
- 2017/0143053 A1 \* 5/2017 Wright ..... A41D 13/01
- 2017/0303607 A1 \* 10/2017 Iser ..... A41D 13/0053
- 2018/0064181 A1 \* 3/2018 Skurla, III ..... A41D 1/04

\* cited by examiner

*Primary Examiner* — Manpreet S Matharu

*Assistant Examiner* — J. Thorn, Sr.

(74) *Attorney, Agent, or Firm* — Rumit Ranjit Kanakia

(57) **CLAIM**

The ornamental design for a heating vest, as shown and described.

**DESCRIPTION**

A portion of the disclosure of this patent document contains material which is subject to copyright protection. The copyright owner has no objection to the facsimile reproduction of the patent document or the patent disclosure, as it appears in the Patent and Trademark Office patent file or records, but otherwise reserves all copyright rights whatsoever.

FIG. 1 is a perspective front view of a heating vest showing my new design;

FIG. 2 is another front view thereof;

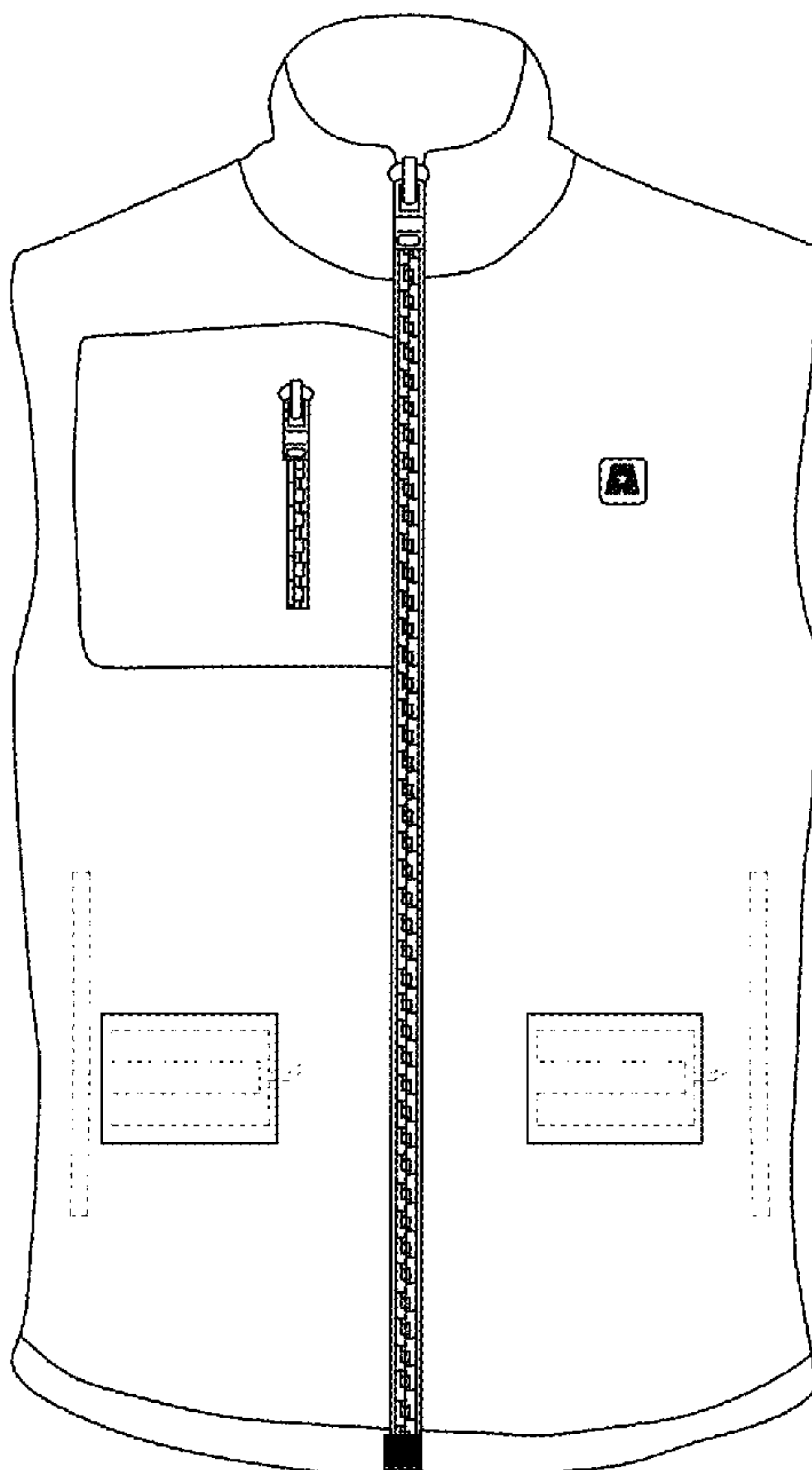
FIG. 3 is a back view thereof;

FIG. 4 is a right side view thereof; and,

FIG. 5 is a left side view thereof.

The broken lines in the drawings depict portions of the heating vest that form no part of the claimed design.

**1 Claim, 5 Drawing Sheets**



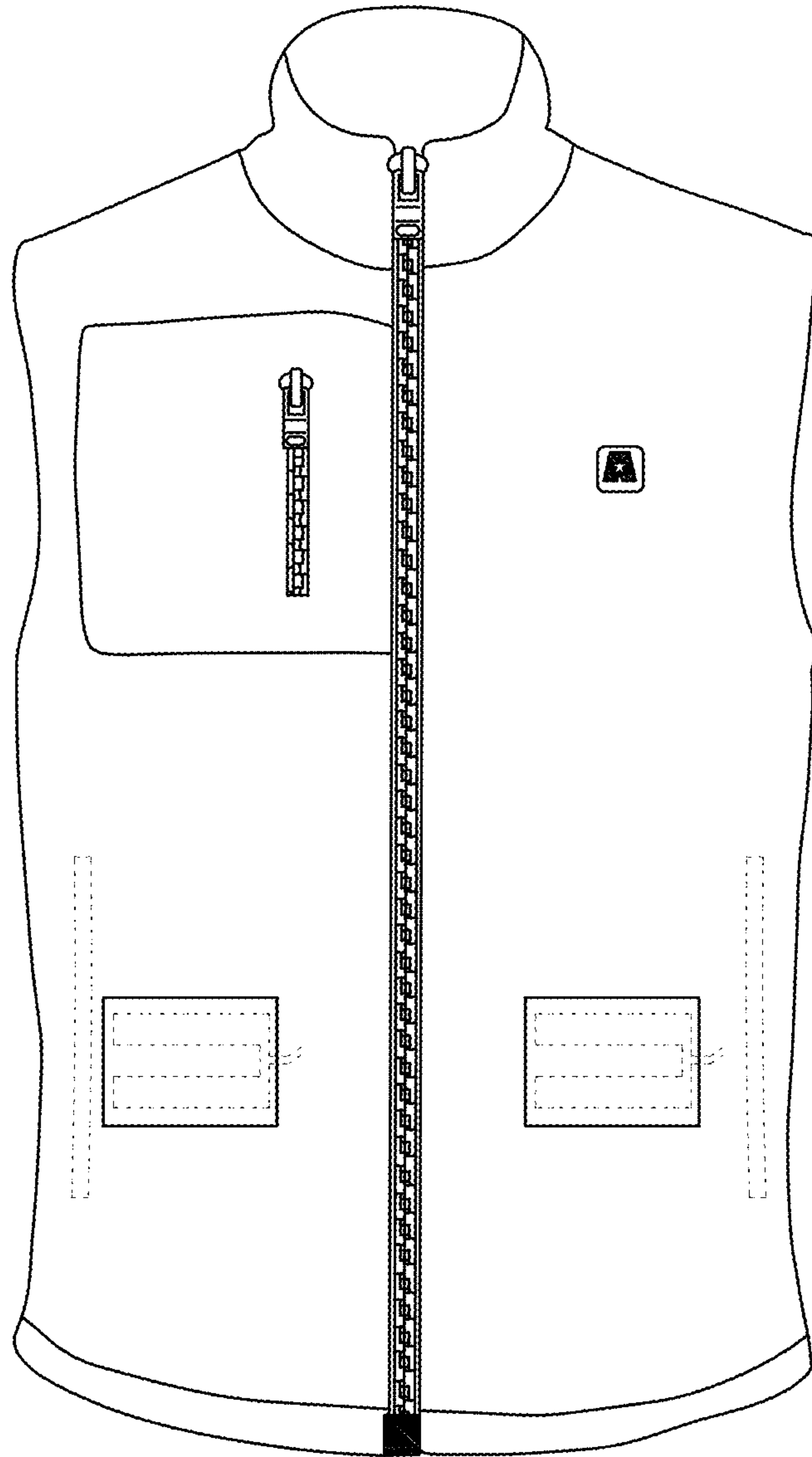


FIG. 1

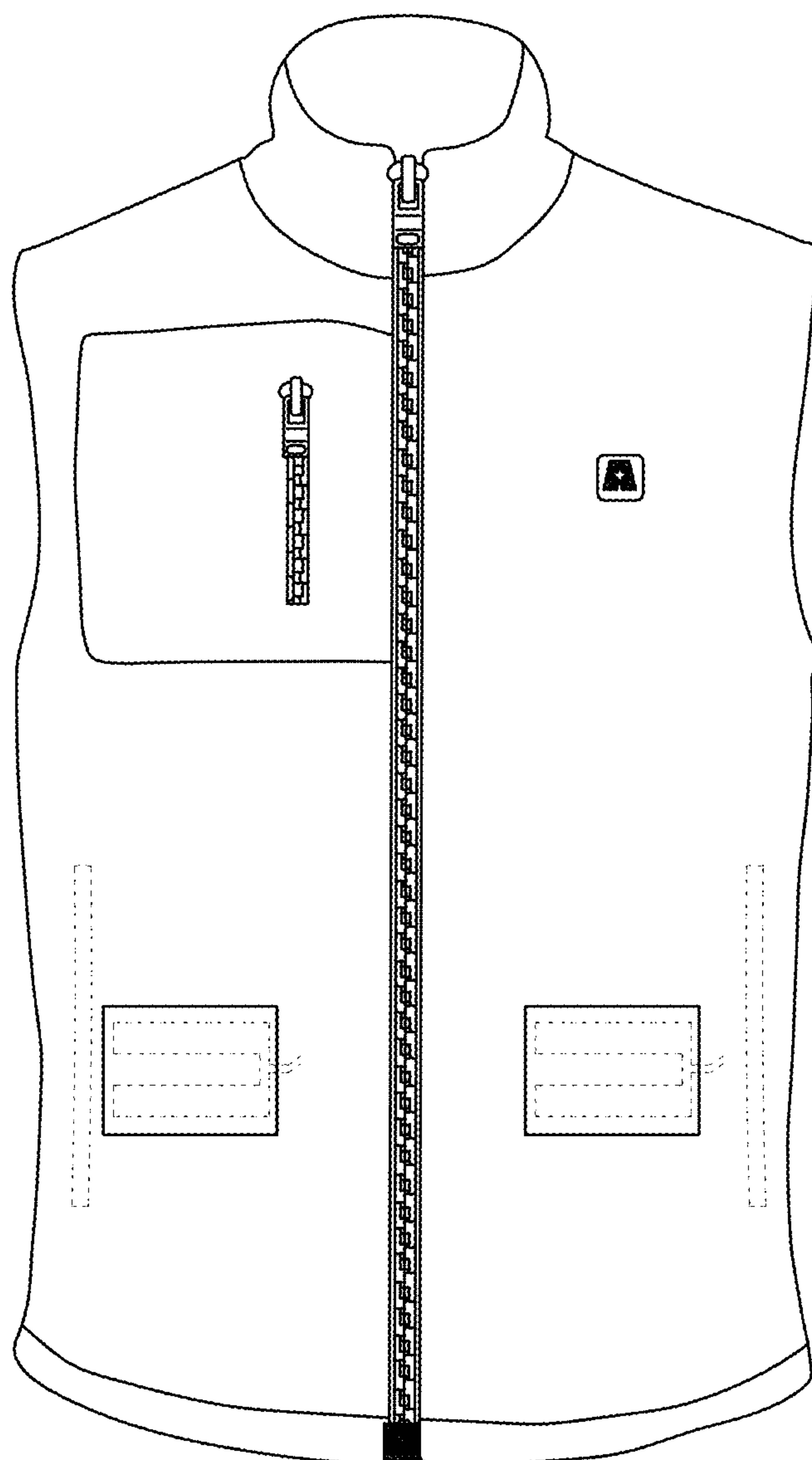


FIG. 2

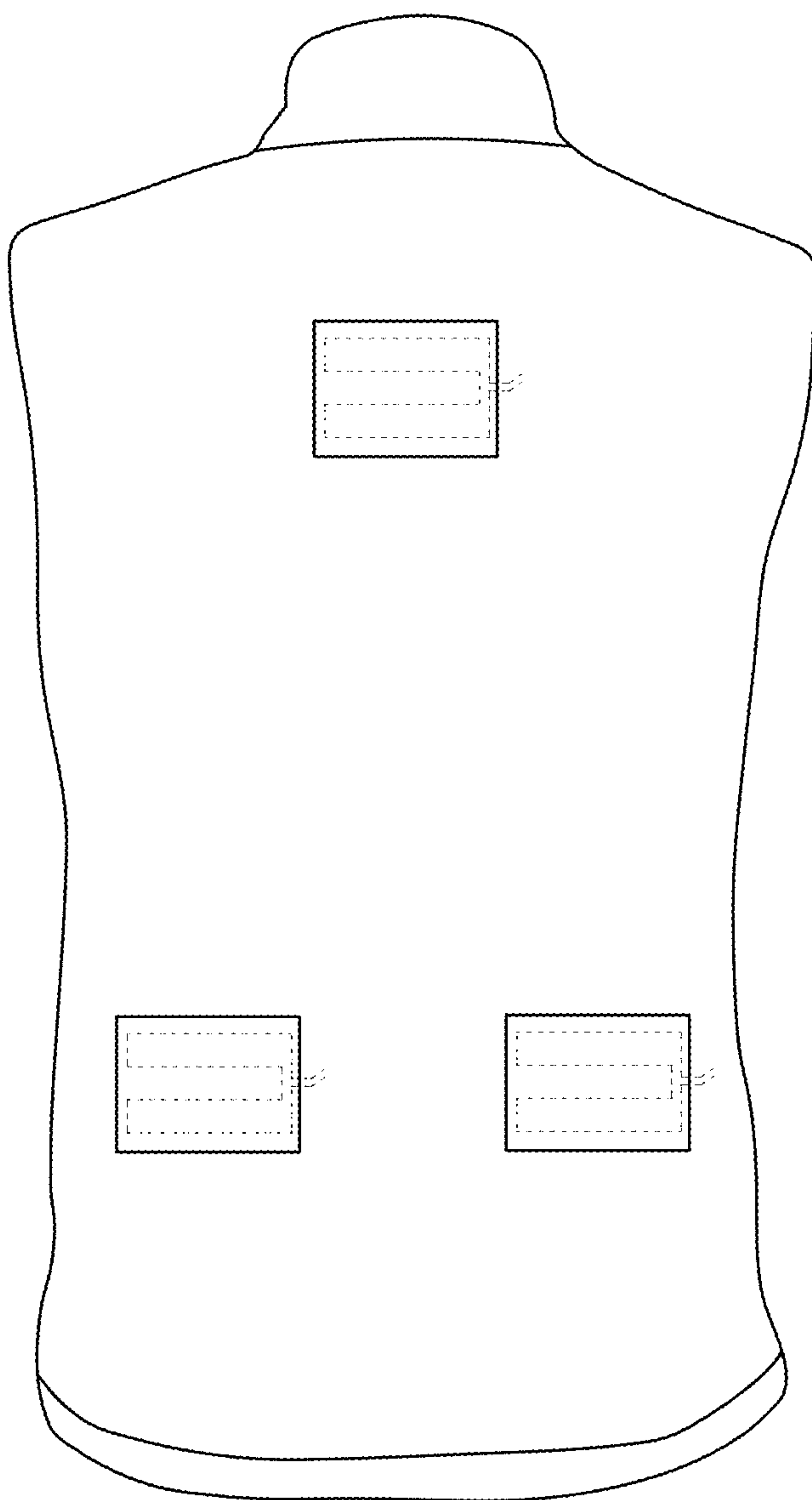


FIG. 3

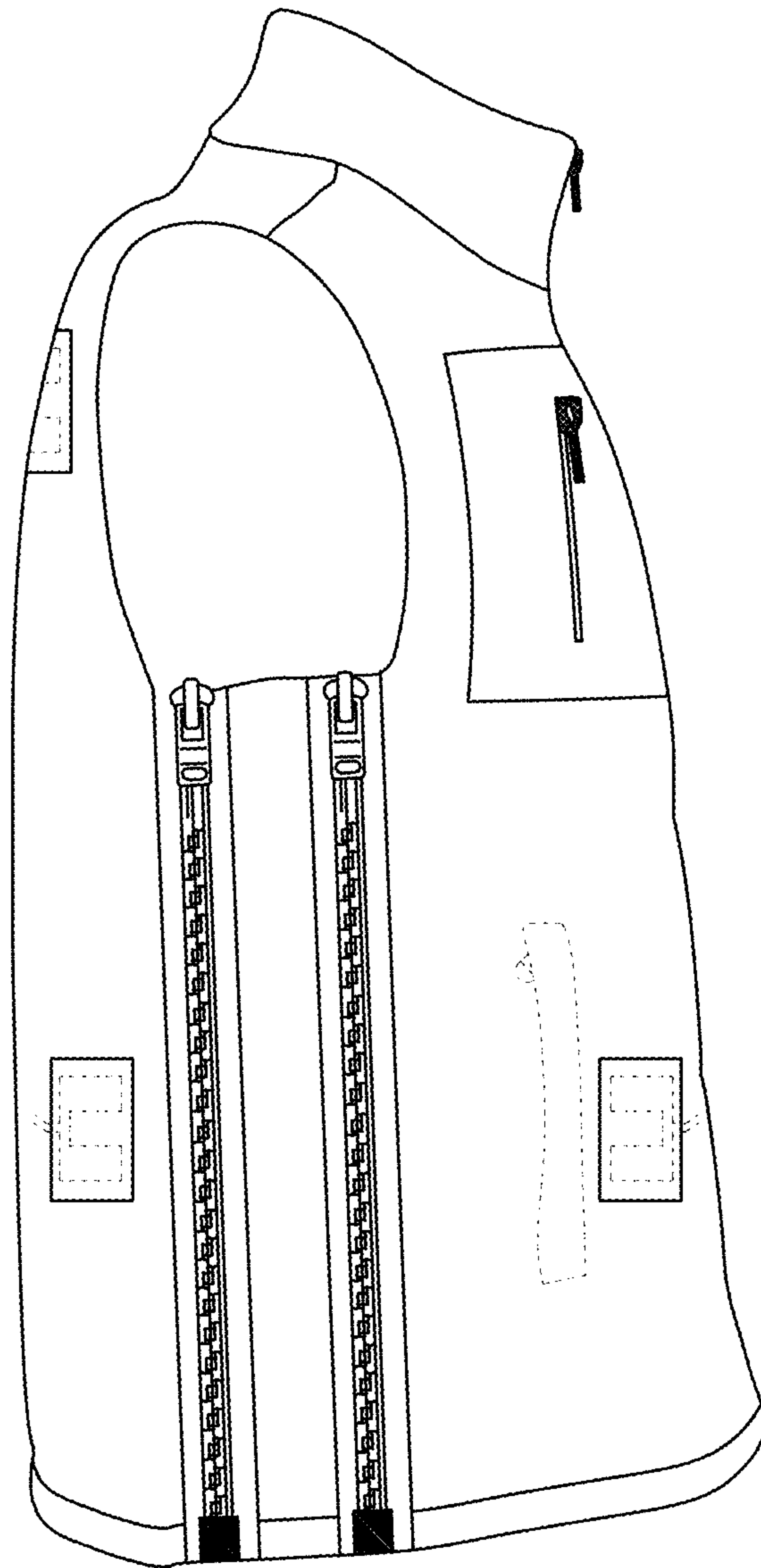


FIG. 4

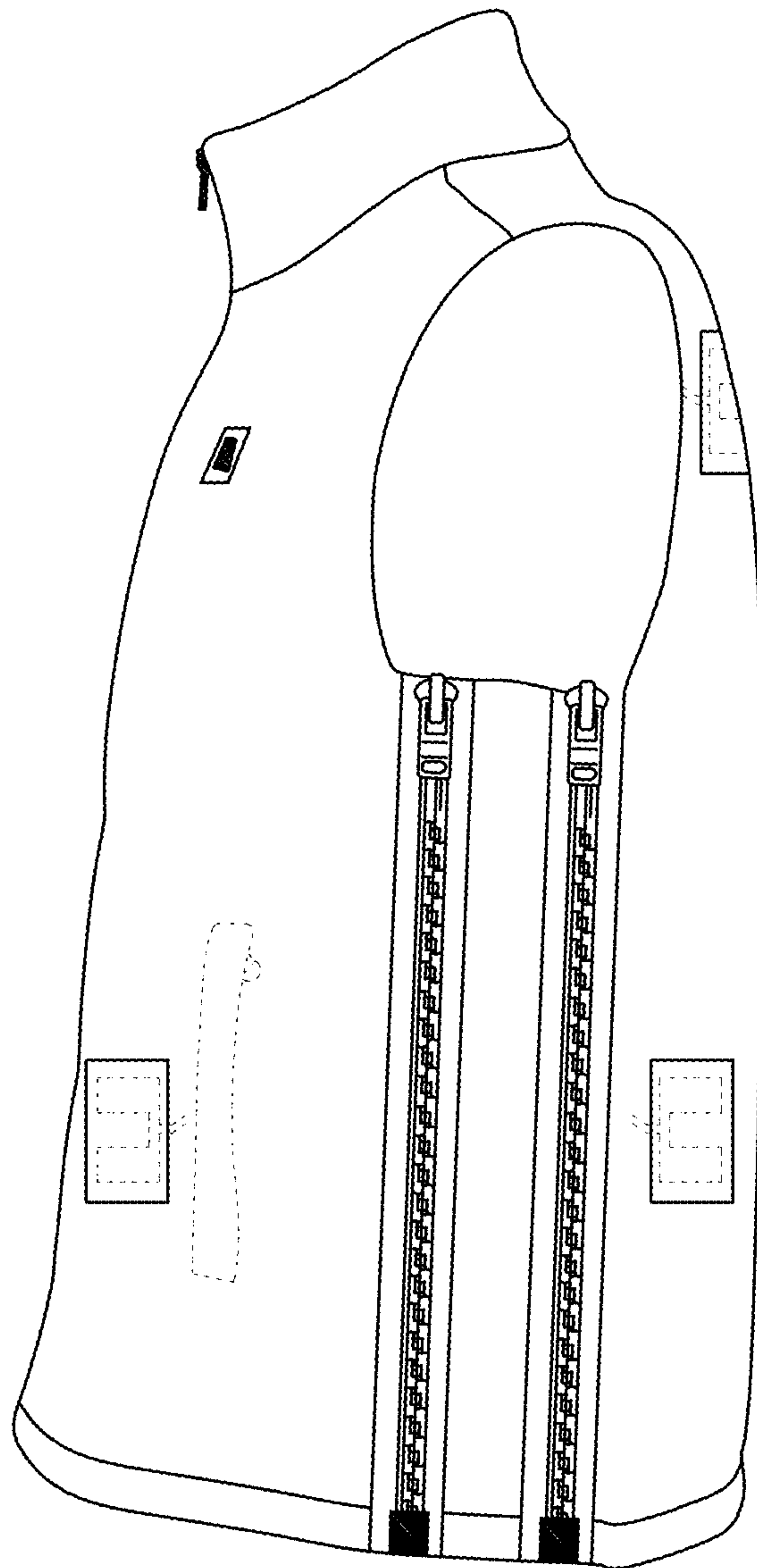


FIG. 5