



US00D912901S

(12) **United States Design Patent** (10) **Patent No.:** **US D912,901 S**
Brellis et al. (45) **Date of Patent:** **** Mar. 9, 2021**

(54) **RAZOR HANDLE**

(71) Applicant: **Societe BIC**, Clichy (FR)

(72) Inventors: **Christoforos-Athanasios Brellis**, Neapoli (GR); **Efstratios Christofidellis**, Kifisia (GR); **Argyro Kallfvretaki**, Kolonos (GR); **Maria Petratos**, Marousi (GR); **Ioannis-Marios Psimadas**, Vriliesia (GR); **Dimitrios Nathanail**, Athens (GR)

(73) Assignee: **Societe BIC**, Clichy (FR)

(**) Term: **15 Years**

(21) Appl. No.: **29/713,818**

(22) Filed: **Nov. 19, 2019**

Related U.S. Application Data

(63) Continuation of application No. 16/604,827, filed as application No. PCT/EP2018/059276 on Apr. 11, 2018.

(30) **Foreign Application Priority Data**

Apr. 13, 2017 (EP) 17166615

(51) **LOC (13) Cl.** **28-03**

(52) **U.S. Cl.**
USPC **D28/48**

(58) **Field of Classification Search**
USPC D28/46-48
CPC B26B 21/00-06; B26B 21/08-38; B26B 21/44-50; B26B 21/405-4056; B26B 21/52-528

See application file for complete search history.

(56) **References Cited**

U.S. PATENT DOCUMENTS

D612,991	S	*	3/2010	Cataudella	D28/47
D775,422	S	*	12/2016	Faktorovich	D28/46
D847,430	S	*	4/2019	Leatherman	D28/48
D877,982	S	*	3/2020	Bittencourt	D28/46
D877,984	S	*	3/2020	Bittencourt	D28/48
2013/0081291	A1	*	4/2013	Wain	B26B 21/4025 30/531
2016/0121495	A1	*	5/2016	Johnson	B26B 21/4012 30/532
2020/0086516	A1	*	3/2020	Brellis	B26B 21/522
2020/0180178	A1	*	6/2020	Park	B26B 21/4031
2020/0223081	A1	*	7/2020	Tucker	B26B 21/225

* cited by examiner

Primary Examiner — Jennifer Rivard

(74) *Attorney, Agent, or Firm* — The H.T. Than Law Group

(57) **CLAIM**

The ornamental design for a razor handle, as shown and described.

DESCRIPTION

FIG. 1 is a perspective view of an embodiment for an ornamental design for a razor handle according to the present invention;

FIG. 2 is a top view thereof;

FIG. 3 is a bottom view thereof;

FIG. 4 is a left side view thereof;

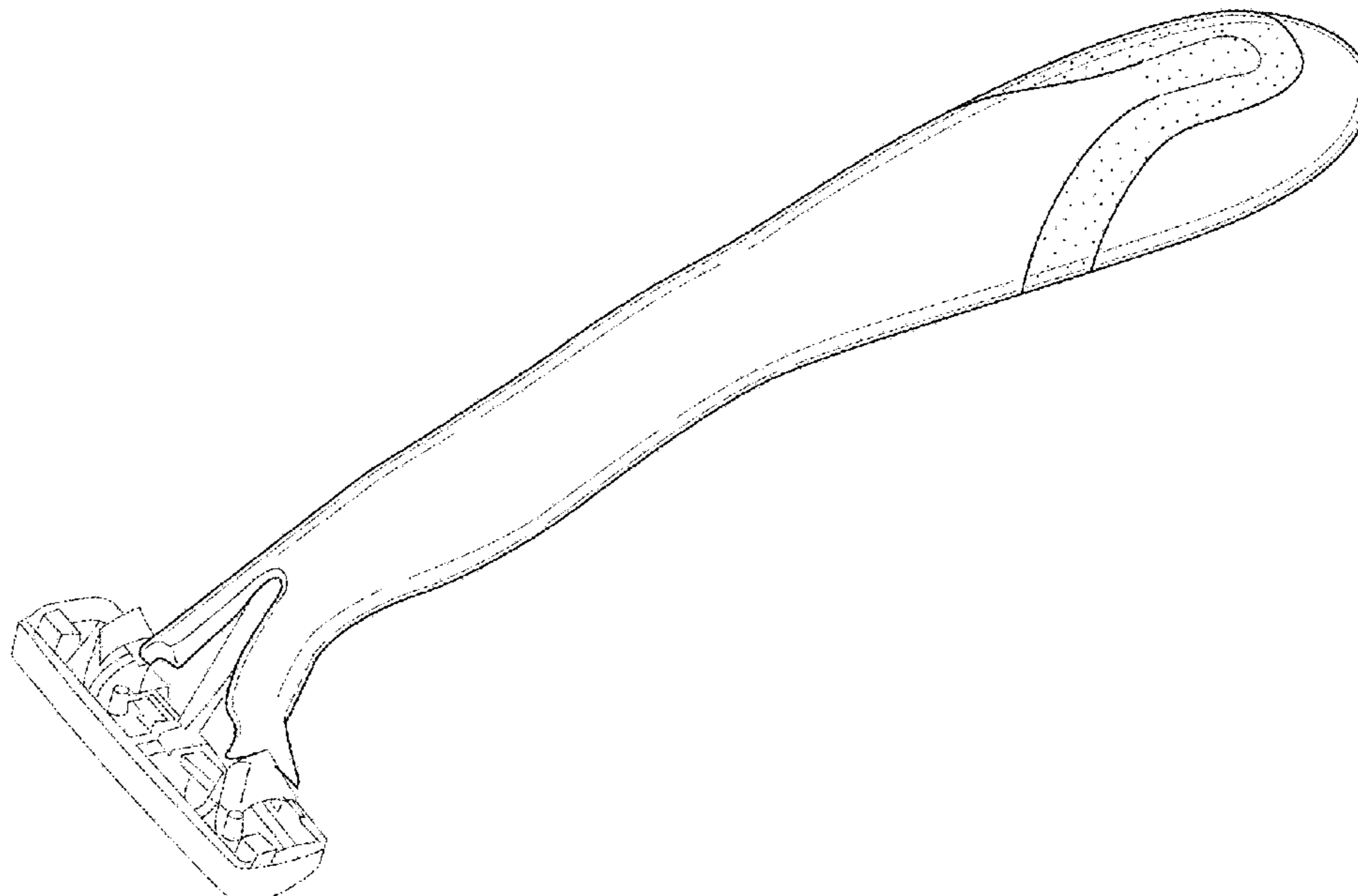
FIG. 5 is a right side view thereof;

FIG. 6 is a front view thereof; and,

FIG. 7 is a rear view thereof.

The broken lines illustrate the environment of the razor handle and form no part of the claimed design.

1 Claim, 6 Drawing Sheets



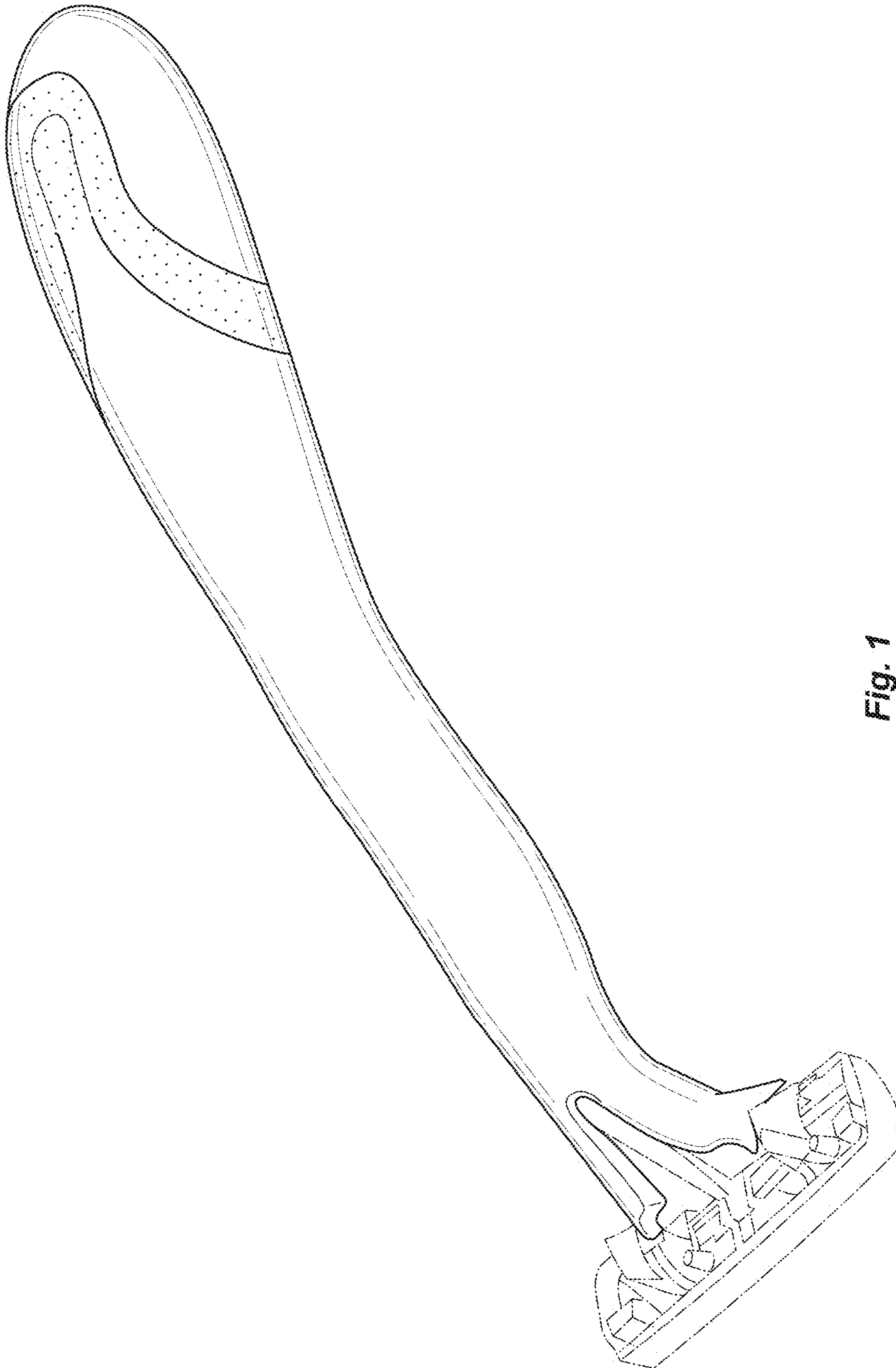


Fig. 1

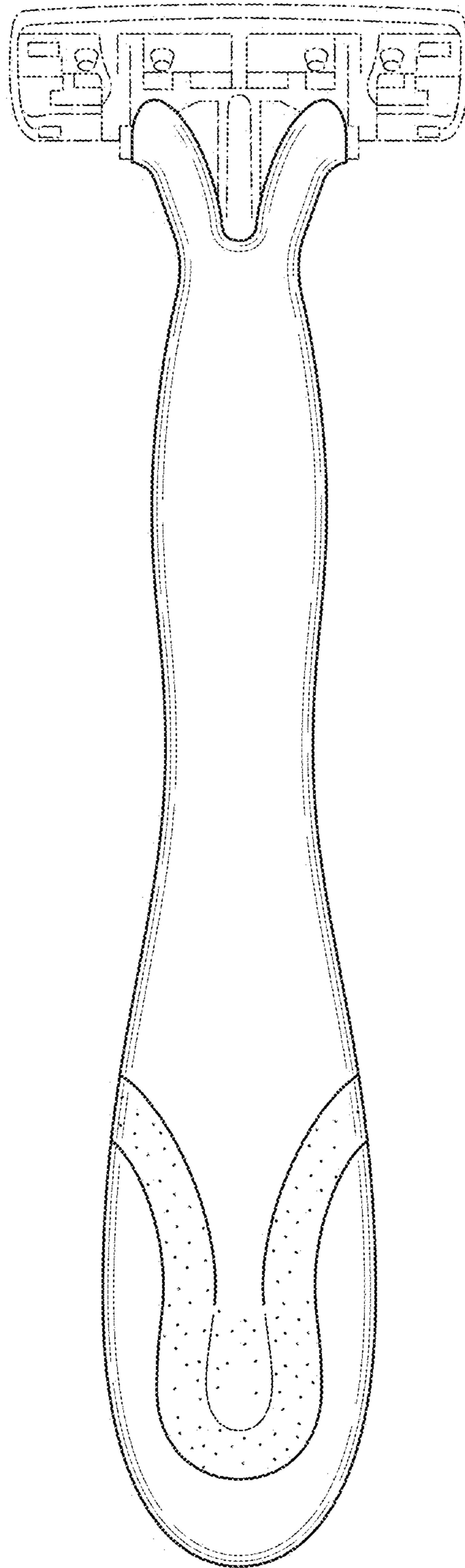


Fig. 2

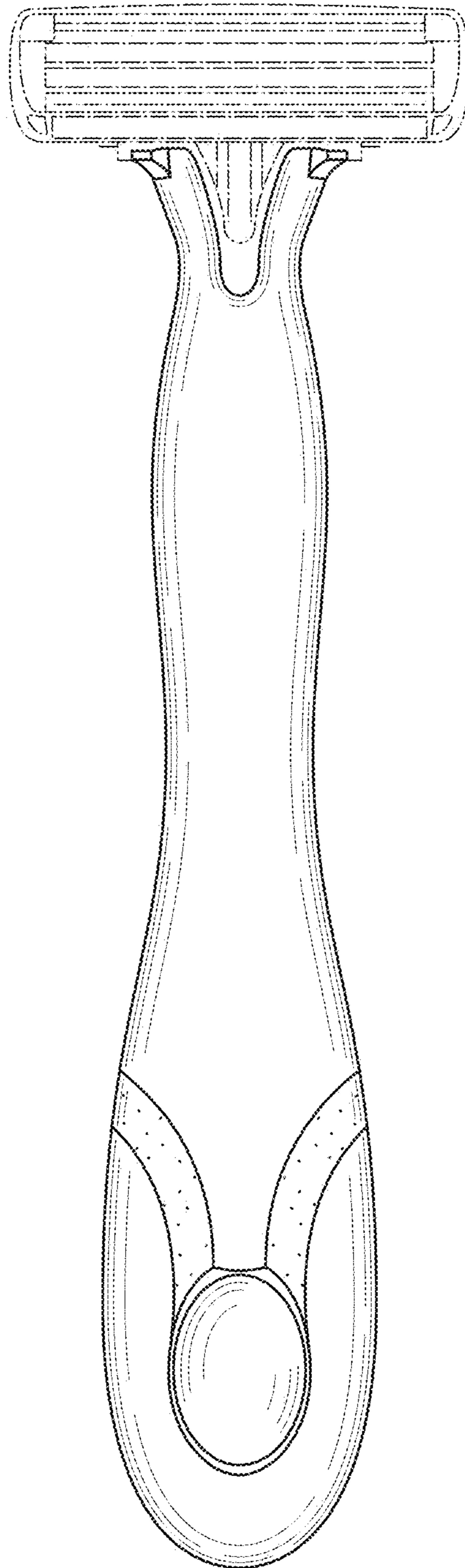


Fig. 3

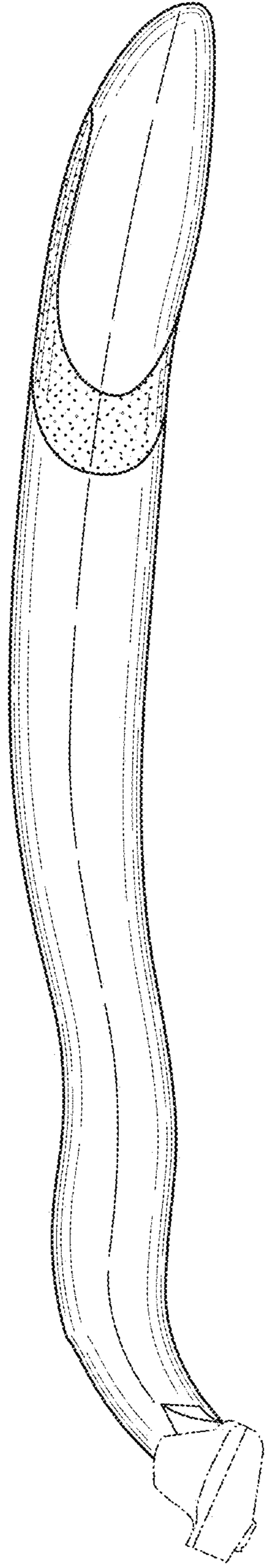


Fig. 4

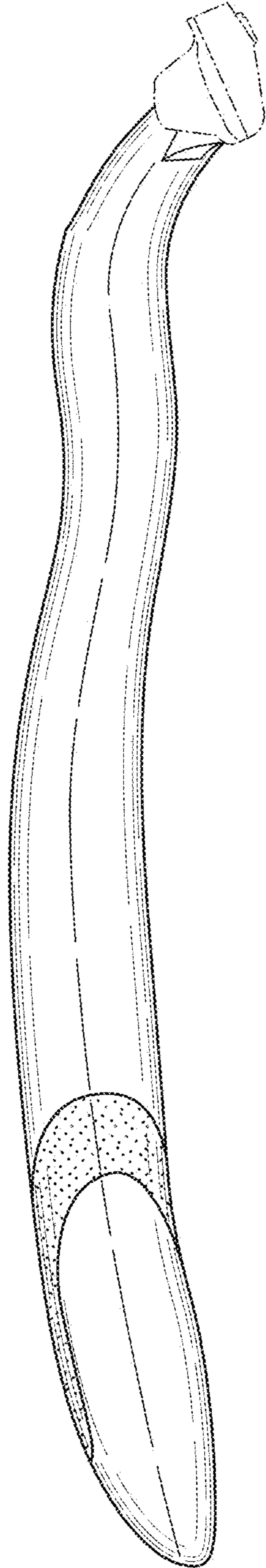


Fig. 5

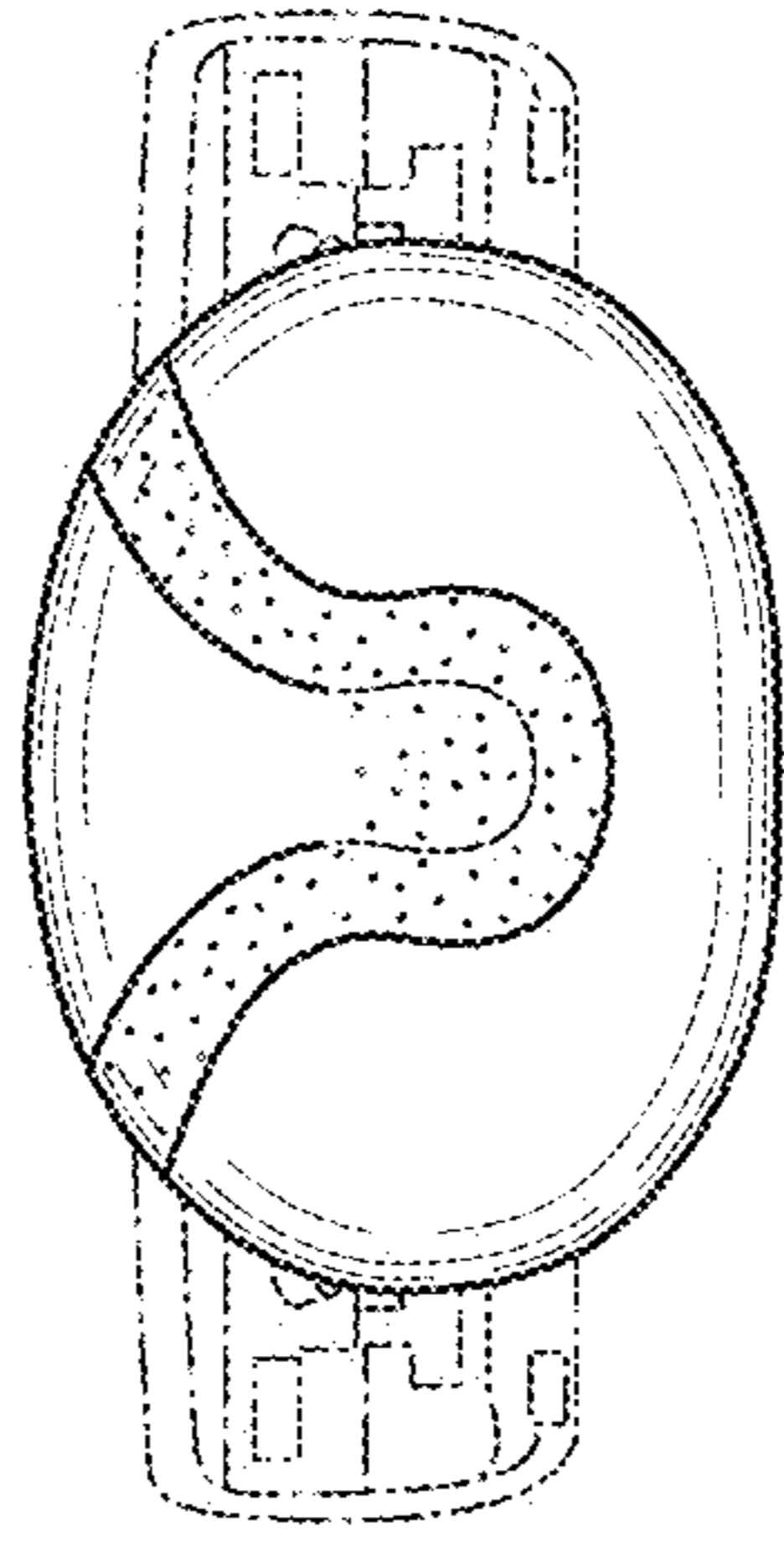


Fig. 6

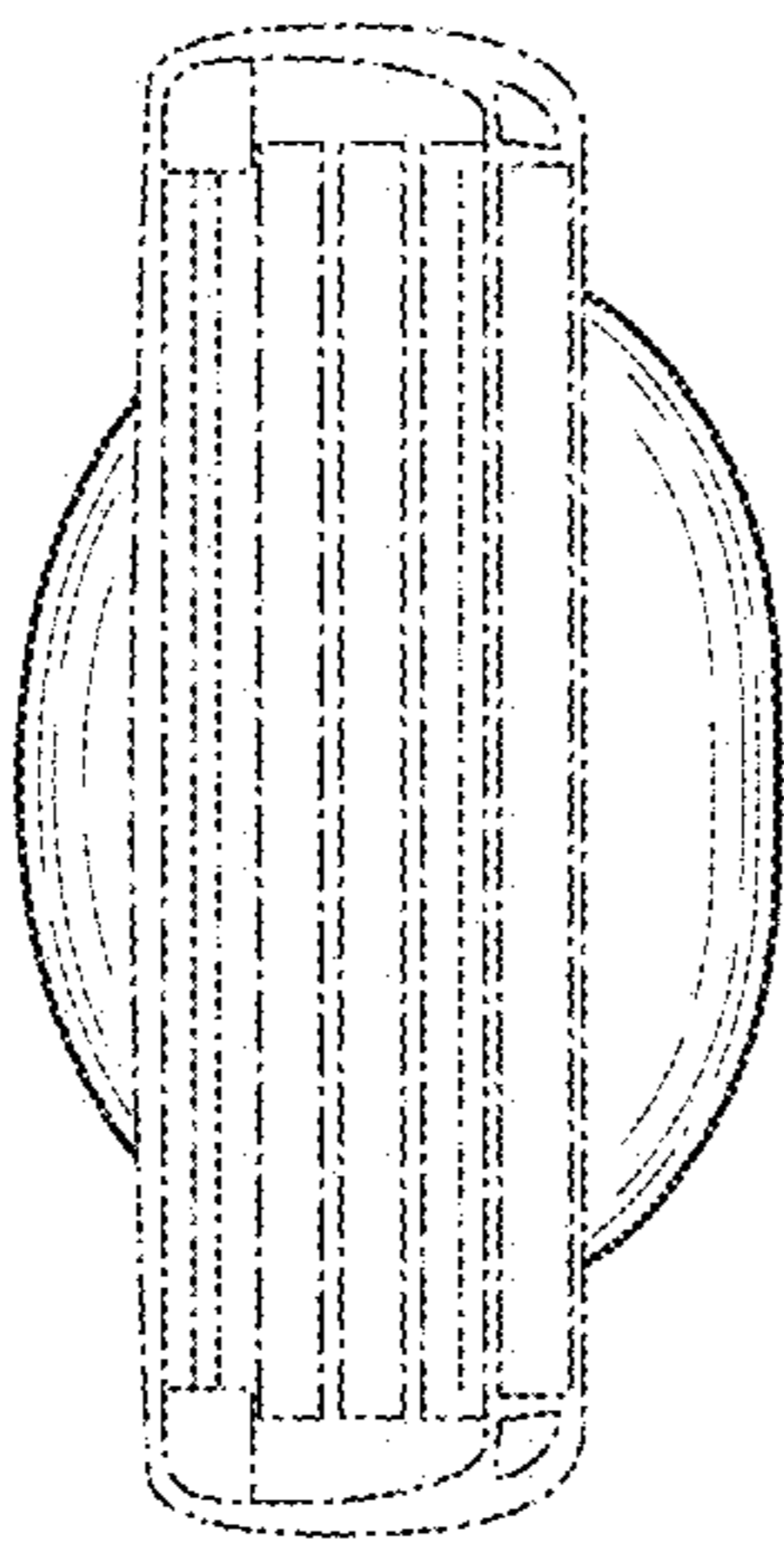


Fig. 7