



US00D912898S

(12) **United States Design Patent** (10) **Patent No.:** **US D912,898 S**  
**Kling et al.** (45) **Date of Patent:** **\*\* Mar. 9, 2021**

- (54) **EPILATOR**
- (71) Applicant: **Braun GmbH**, Kronberg (DE)
- (72) Inventors: **Björn Kling**, Glashütten (DE); **Gregor Ptok**, Frankfurt (DE); **Robert Schmidt**, Liederbach am Taunus (DE); **Wolfgang Stegmann**, Frankfurt (DE)
- (73) Assignee: **Braun GMBH**, Kronberg (DE)
- (\*\*) Term: **15 Years**
- (21) Appl. No.: **29/649,773**
- (22) Filed: **Jun. 1, 2018**
- (30) **Foreign Application Priority Data**

Dec. 8, 2017 (WO) ..... 5676501

- (51) **LOC (13) Cl.** ..... **28-03**
- (52) **U.S. Cl.**  
USPC ..... **D28/44.1**
- (58) **Field of Classification Search**  
USPC ..... D28/44–54  
CPC ..... B26B 21/00–21/12; B26B 21/14; B26B 21/16; B26B 21/165; B26B 21/18; B26B 21/185; B26B 21/20–21/227; B26B 19/00; B26B 19/10; B26B 19/12; B26B 19/14; B26B 19/38; B26B 19/02–107  
See application file for complete search history.

(56) **References Cited**  
U.S. PATENT DOCUMENTS

608,051 A	6/2000	Tamsiran	
D541,473 S *	4/2007	Lamason	D28/44.1
D567,441 S *	4/2008	Kling	D28/44.1
D593,253 S *	5/2009	Tamsiran	D28/51
D608,051 S *	1/2010	Tamsiran	D28/44.1
D645,203 S *	9/2011	Douloubakas	D28/44.1
D675,376 S *	1/2013	Beedham	D28/44.1

D723,217 S *	2/2015	Wong	D28/51
D764,706 S *	8/2016	Kling	D28/44.1
D776,347 S *	1/2017	Grieshaber	D28/44.1
D820,520 S *	6/2018	Kling	D28/44.1
D827,930 S *	9/2018	Mathieu	D28/44
D827,931 S *	9/2018	Mathieu	D28/44
D836,247 S *	12/2018	Van Maanen	D28/44.1
D856,582 S	8/2019	Fukuda et al.	
2002/0052611 A1 *	5/2002	Inoue	A45D 26/0028 606/133
2008/0301947 A1 *	12/2008	Dorber	A61B 17/54 30/34.05
2010/0262163 A1 *	10/2010	Kindermann	A45D 26/0028 606/133
2012/0022555 A1 *	1/2012	Sanchez-Martinez	A45D 26/0028 606/133
2014/0107669 A1 *	4/2014	Grieshaber	A45D 26/0023 606/133
2017/0164712 A1 *	6/2017	Poran	A45D 26/0028
2019/0104822 A1 *	4/2019	Martinez	A45D 26/0038

\* cited by examiner

*Primary Examiner* — Jennifer Rivard  
*Assistant Examiner* — Alison M Ofstun  
(74) *Attorney, Agent, or Firm* — Kevin C. Johnson

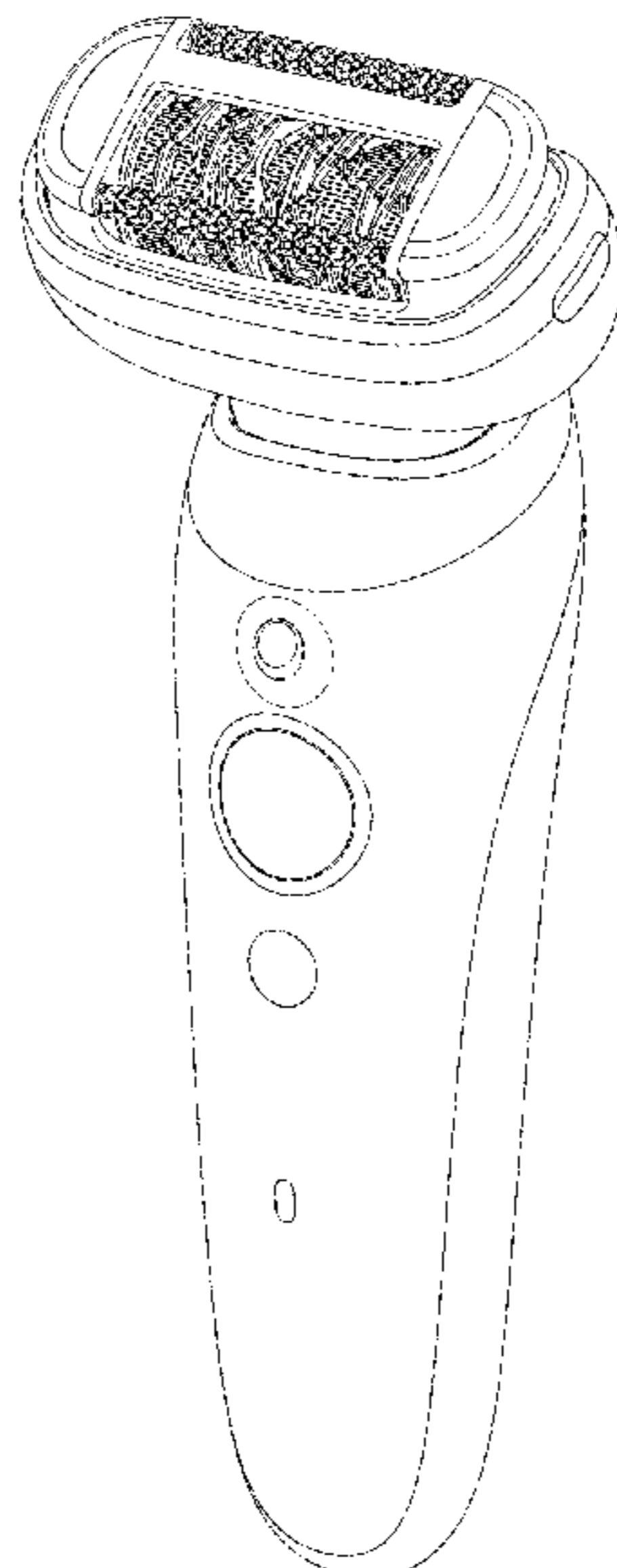
(57) **CLAIM**

The ornamental design for an epilator, as shown and described above.

**DESCRIPTION**

FIG. 1 is a perspective view of an epilator;  
FIG. 2 is a front view thereof;  
FIG. 3 is a right side view thereof;  
FIG. 4 is a rear view thereof;  
FIG. 5 is a left side view thereof;  
FIG. 6 is a top plan view thereof; and,  
FIG. 7 is a bottom view thereof.  
In the drawings, the broken lines represent portions of the article which form no part of the claimed design.

**1 Claim, 7 Drawing Sheets**



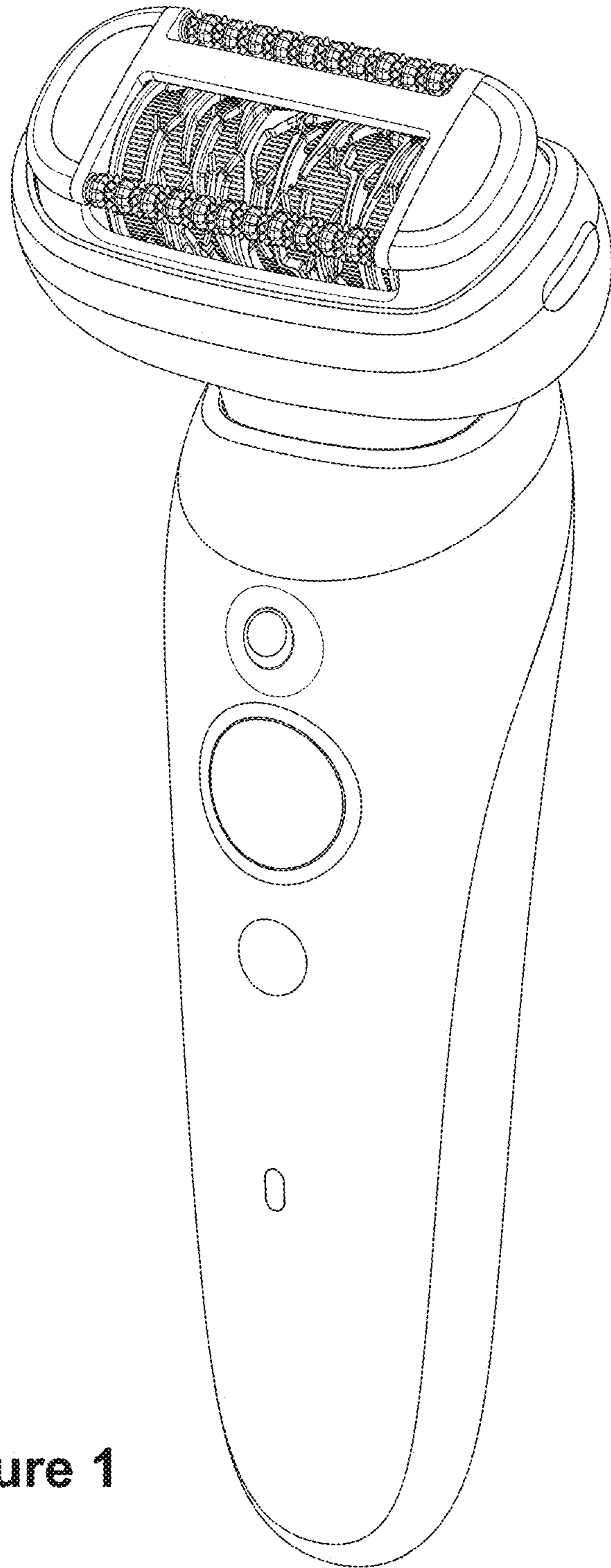


Figure 1

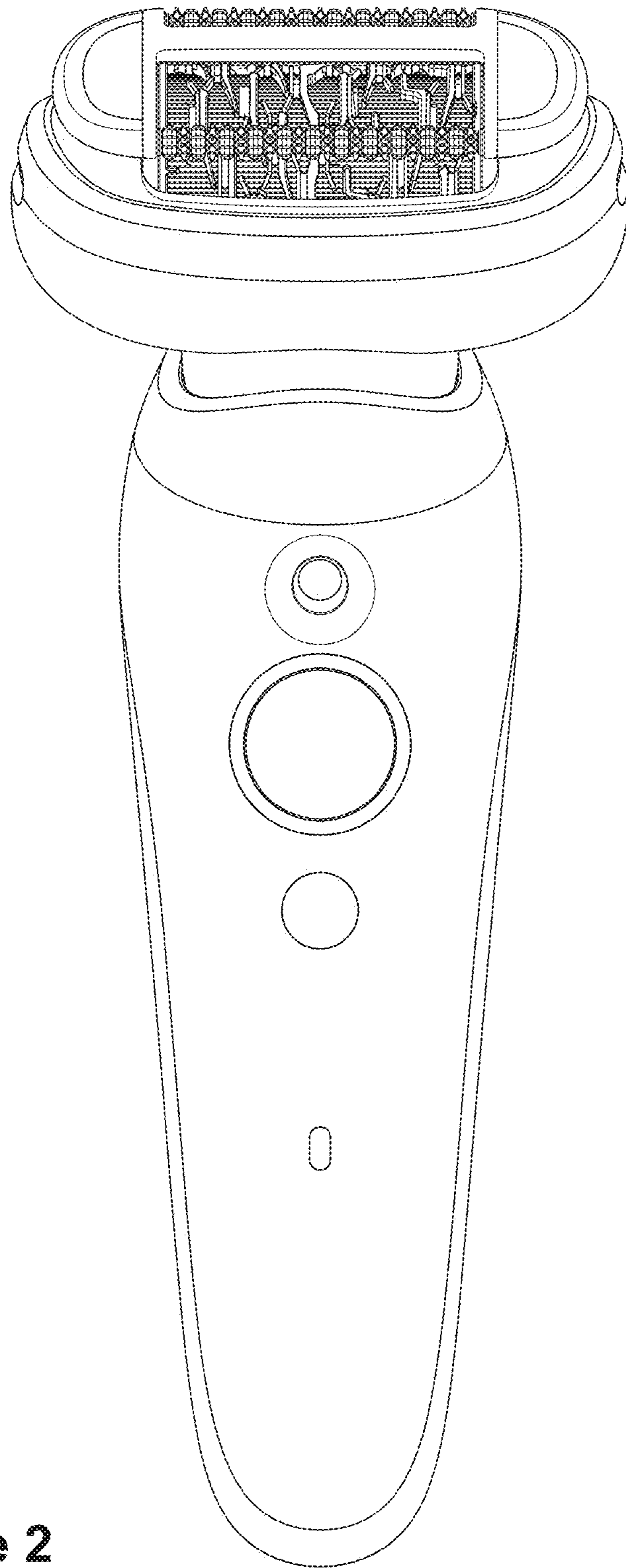


Figure 2

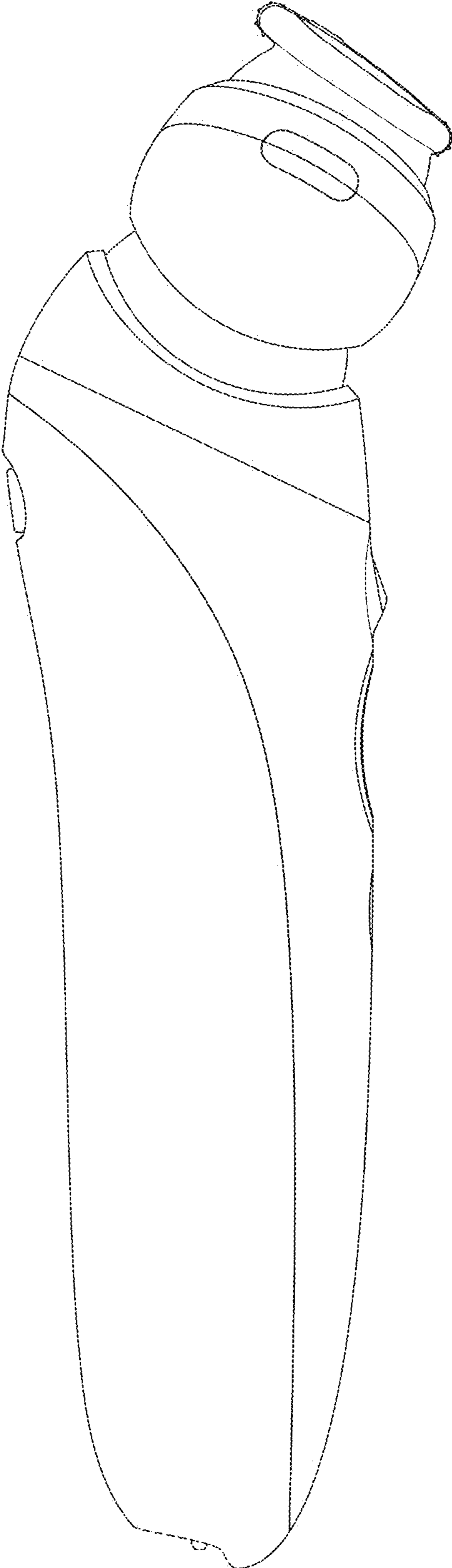


Figure 3

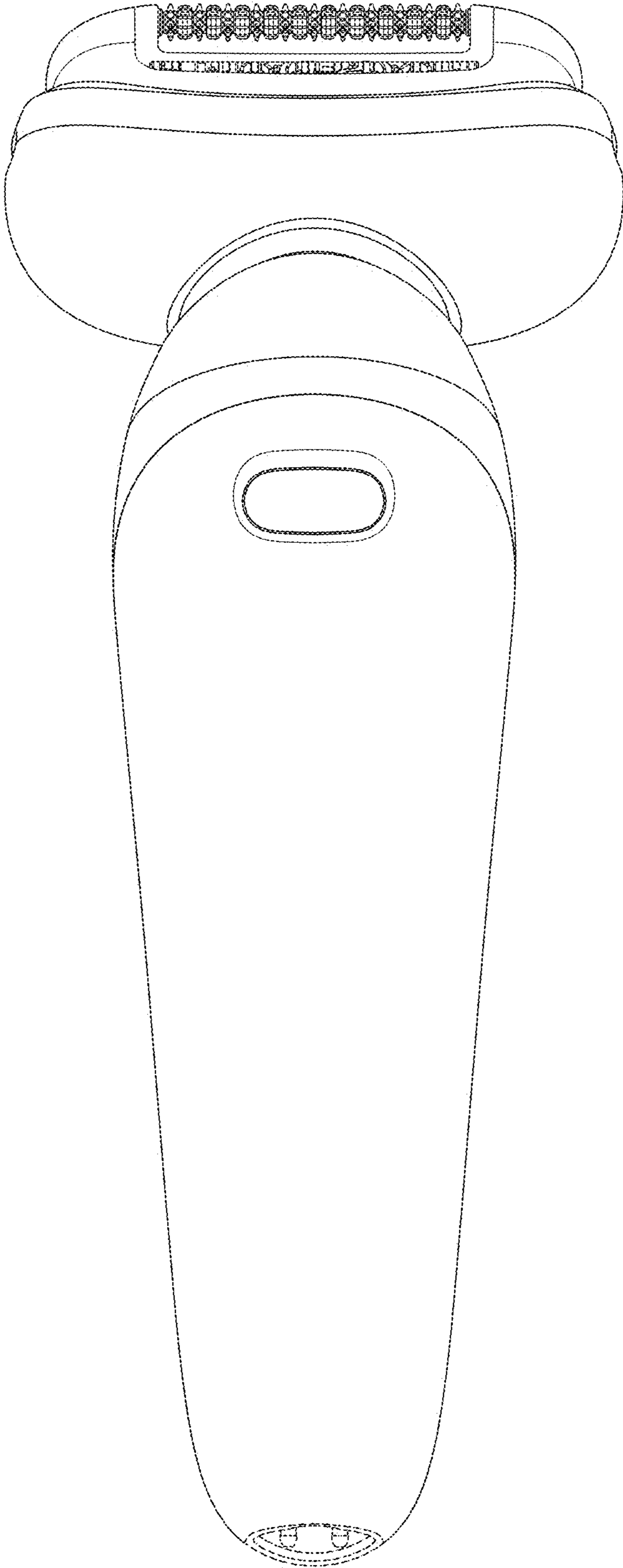


Figure 4

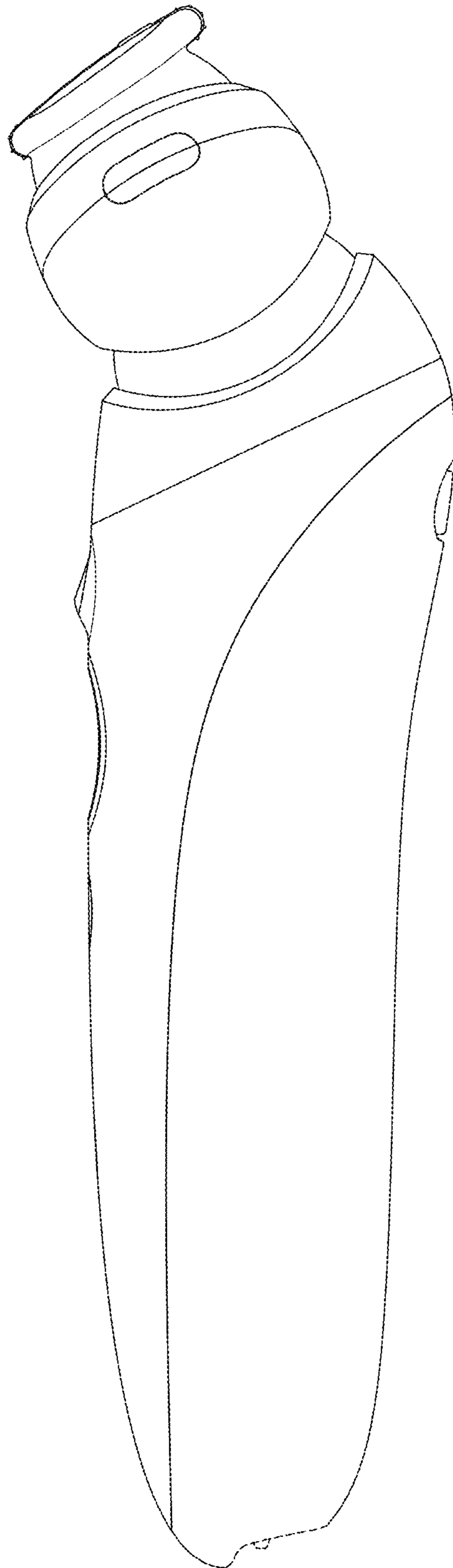


Figure 5

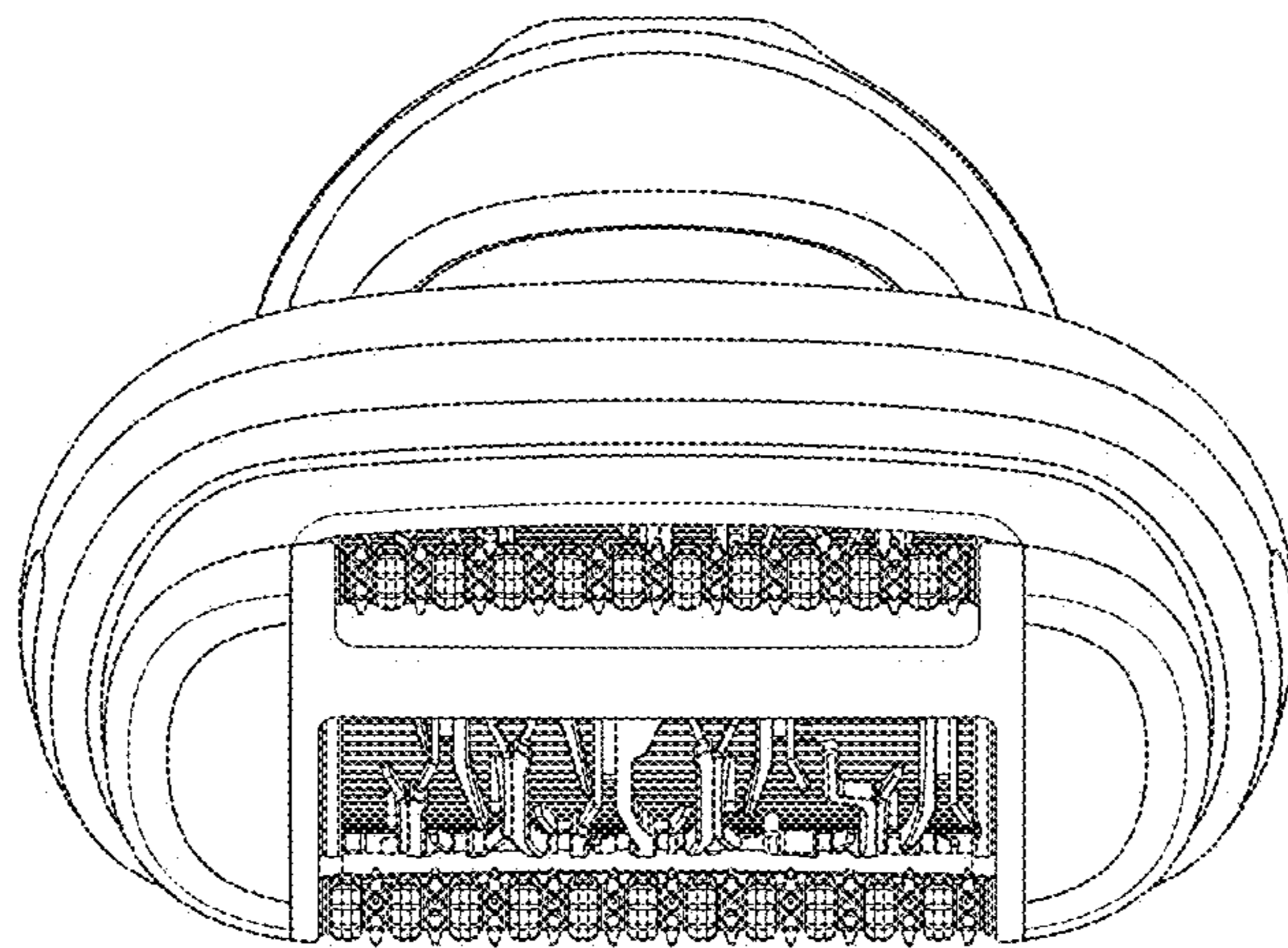


Figure 6

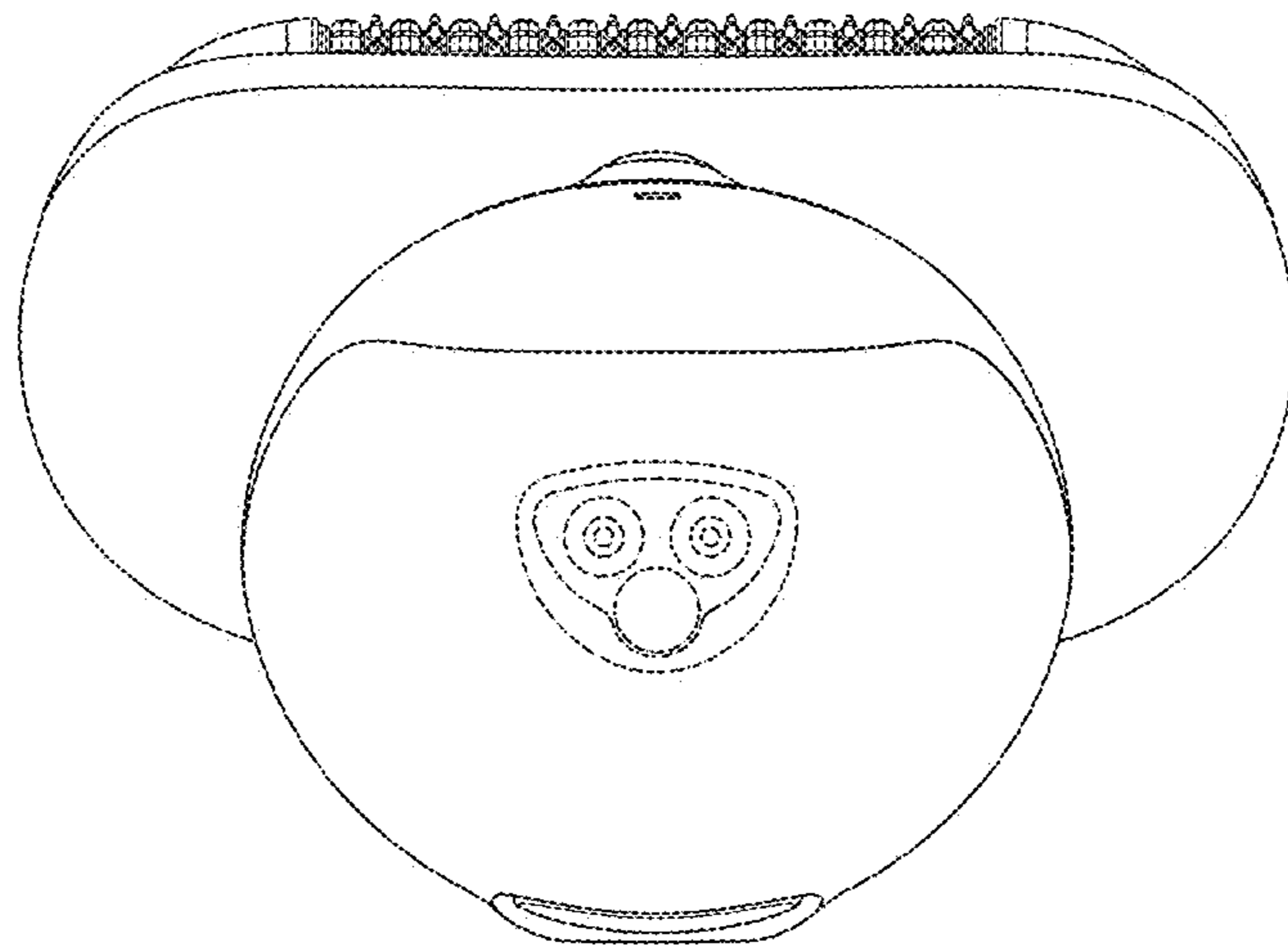


Figure 7