



US00D912885S

(12) **United States Design Patent** (10) **Patent No.:** **US D912,885 S**
Tung et al. (45) **Date of Patent:** **** Mar. 9, 2021**

(54) **DISPOSAL RECEPTACLE FOR STORING USED TOBACCO CONSUMABLES**

D814,345 S * 4/2018 Siegel D11/152
D832,740 S * 11/2018 Grohmann D11/152
D868,619 S * 12/2019 Fohr D11/152
D887,305 S * 6/2020 Siegel D11/152

(71) Applicant: **Philip Morris Products S.A.**,
Neuchatel (CH)

FOREIGN PATENT DOCUMENTS

(72) Inventors: **Jeffrey Tung**, San Francisco, CA (US);
Jenny Yoon Joo Lee, San Francisco,
CA (US)

CN 201430202452.9 12/2014
CN 201530007798.8 8/2015
CN 201530052423.3 9/2015
CN 201730169884.8 10/2017

(73) Assignee: **Philip Morris Products S.A.**,
Neuchatel (CH)

OTHER PUBLICATIONS

(**) Term: **15 Years**

Office Action dated Dec. 11, 2019 in corresponding Russian Patent Application No. 2018505762/49 (with English Translation), 4 pages.

(21) Appl. No.: **29/675,774**

* cited by examiner

(22) Filed: **Jan. 4, 2019**

Primary Examiner — Marissa J Cash
Assistant Examiner — Rebecca Tsehaye
(74) *Attorney, Agent, or Firm* — Oblon, McClelland,
Maier & Neustadt, L.L.P.

(30) **Foreign Application Priority Data**

Jul. 6, 2018 (EM) 005445509-0001
Jul. 6, 2018 (EM) 005445509-0002

(51) **LOC (13) Cl.** **27-03**

(52) **U.S. Cl.**
USPC **D27/102**

(58) **Field of Classification Search**
USPC D27/102, 103, 106–108, 122, 125, 133,
D27/136; D11/143, 144, 146, 152, 153;
131/174–177, 329, 330; 206/246, 247
CPC A01G 9/00; A01G 9/02; A01G 9/021
See application file for complete search history.

(56) **References Cited**

U.S. PATENT DOCUMENTS

D53,397 S * 6/1919 MacDonald D27/133
D254,194 S * 2/1980 Smith D11/152
D478,531 S * 8/2003 Abbud D11/152
D769,148 S * 10/2016 Siegel D11/152

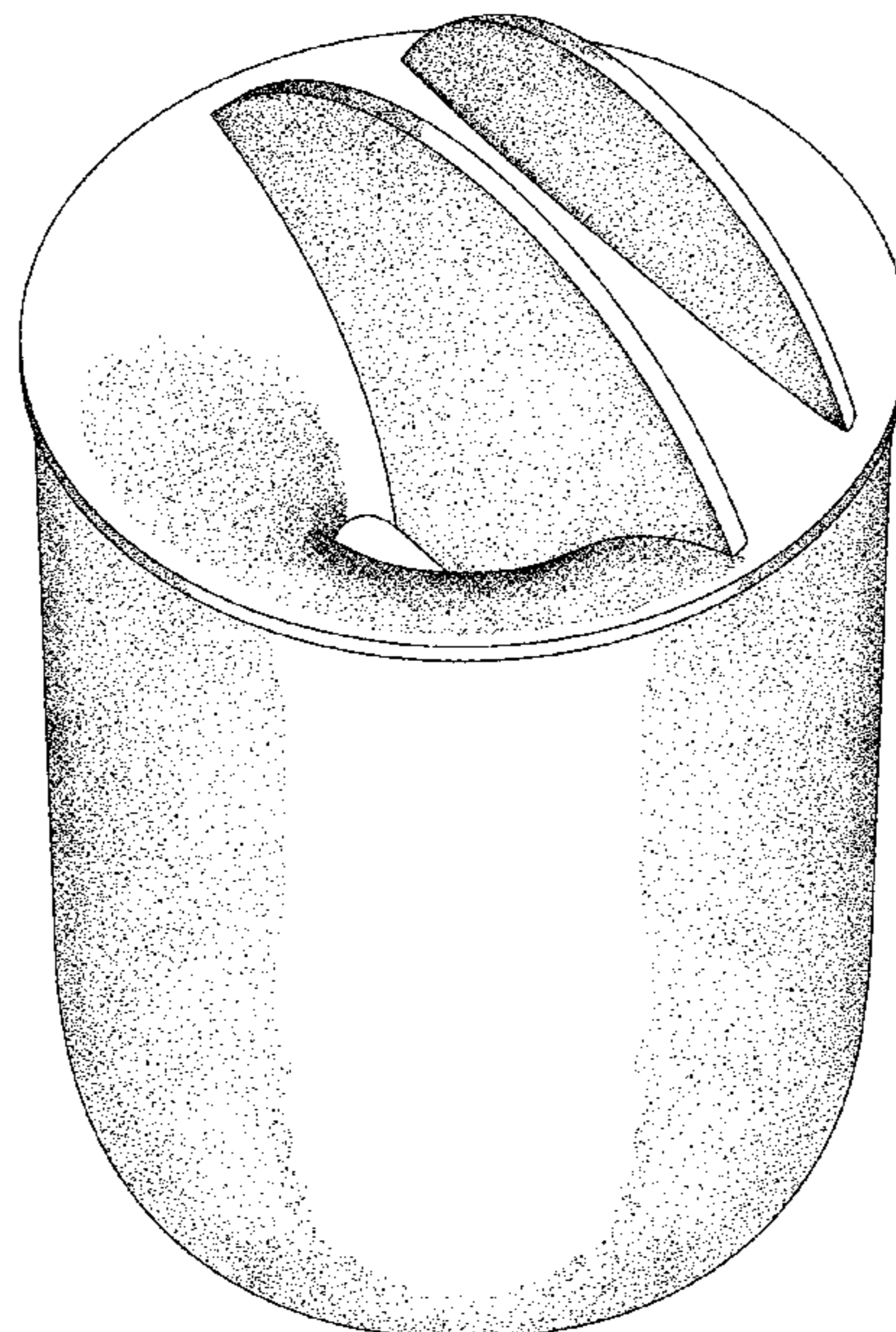
(57) **CLAIM**

The ornamental design for a disposal receptacle for storing used tobacco consumables, as shown and described.

DESCRIPTION

FIG. 1 is a front, top, and right side perspective view of a disposal receptacle for storing used tobacco consumables; FIG. 2 is a rear elevational view thereof; FIG. 3 is a front elevational view thereof; FIG. 4 is a top plan view thereof; FIG. 5 is a bottom plan view thereof; FIG. 6 is a left side elevational view thereof; and, FIG. 7 is a right side elevational view thereof. The broken lines in the drawings depict portions of the disposal receptacle for storing used tobacco consumables that form no part of the claimed design.

1 Claim, 7 Drawing Sheets






FIG. 1




FIG. 2




FIG. 3

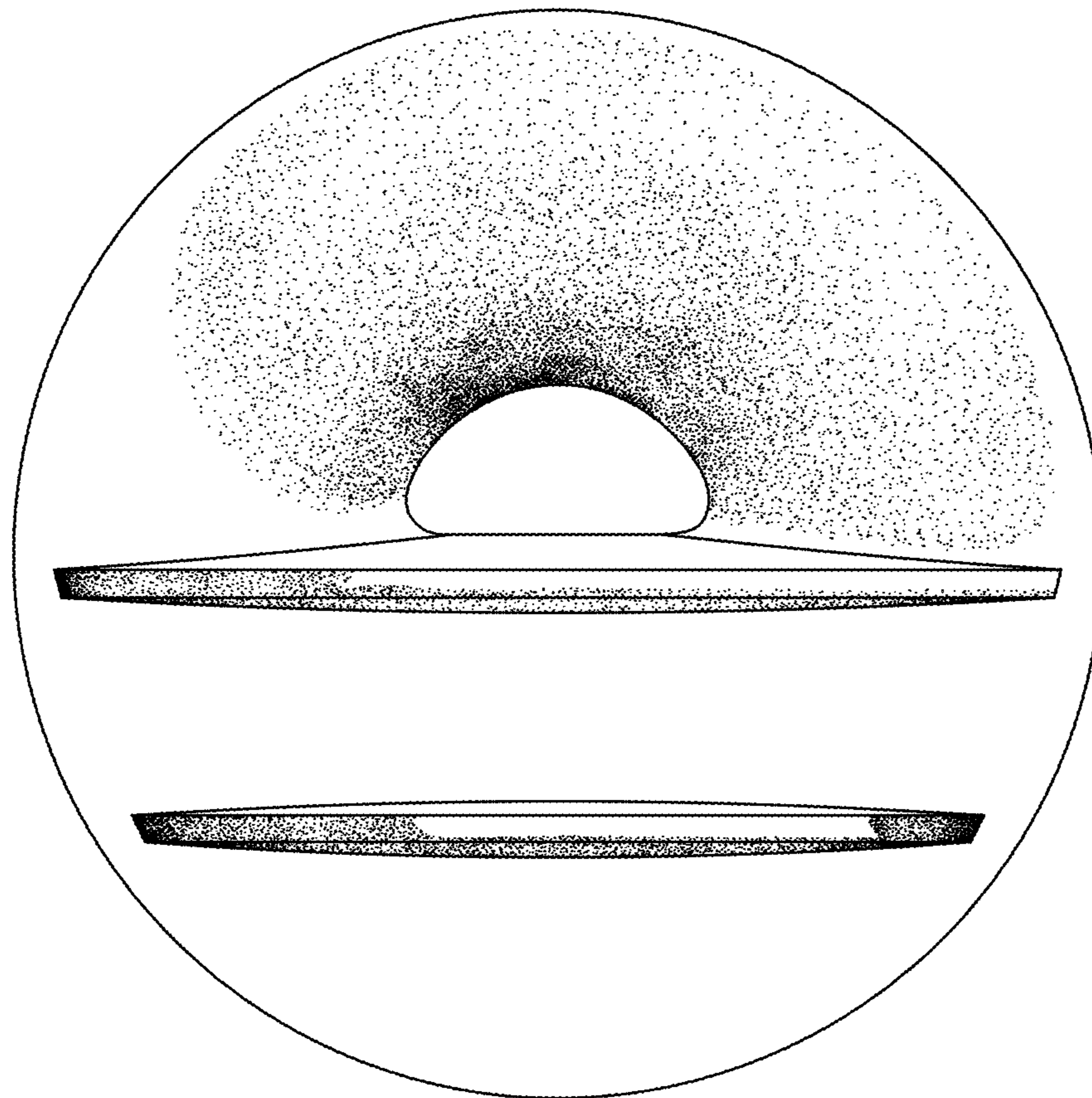


FIG. 4




FIG. 5




FIG. 6




FIG. 7