



US00D912857S

(12) **United States Design Patent**  
**Kabatsi et al.**

(10) **Patent No.:** **US D912,857 S**  
(45) **Date of Patent:** **\*\* Mar. 9, 2021**

- (54) **ARCHITECTURAL FIXTURE**
- (71) Applicant: **Arktura LLC**, Gardena, CA (US)
- (72) Inventors: **Chris Kabatsi**, Venice, CA (US);  
**Robert Kilian**, Venice, CA (US); **Kevin Kane**, Los Angeles, CA (US); **Moti Tavassoli**, Los Angeles, CA (US)
- (73) Assignee: **Arktura LLC**, Gardena, CA (US)
- (\*\*) Term: **15 Years**
- (21) Appl. No.: **29/711,044**
- (22) Filed: **Oct. 28, 2019**
- (51) **LOC (13) Cl.** ..... **25-01**
- (52) **U.S. Cl.**  
USPC ..... **D25/138**
- (58) **Field of Classification Search**  
USPC ..... D25/138  
CPC ..... E04C 2/38; E04C 2/00; E04C 2/30; E04C 2002/3477; E04C 2/324; E04C 2002/004; E04C 2002/005; E04B 2/72; E04B 2/74; E04B 2/7405; E04B 9/0414; E04B 9/0407; E04B 9/0464; E04B 2103/00; E04B 1/3205; E04B 1/32; E04B 1/3211; E04B 1/342; E04B 2001/3223; E04B 9/18; E04B 9/00; E04B 2009/026; E04B 9/345; E04B 9/34; E04B 9/0457  
See application file for complete search history.

RE46,043 E *	6/2016	Stackenwalt	.....	E04B 9/34
9,863,136 B2 *	1/2018	Schein	.....	G09B 7/00
10,221,566 B2 *	3/2019	von Tagen	.....	E04C 2/328
10,400,462 B2 *	9/2019	South, Jr.	.....	E04B 1/166
10,662,647 B2 *	5/2020	Kilian	.....	E04B 9/0414
D895,158 S *	9/2020	King	.....	D25/138
D895,159 S *	9/2020	Meda	.....	D25/138

\* cited by examiner

*Primary Examiner* — Doris Clark

(74) *Attorney, Agent, or Firm* — Matthew J. Spark; Stefan J. Kirchanski; Zuber Lawler LLP

(57) **CLAIM**

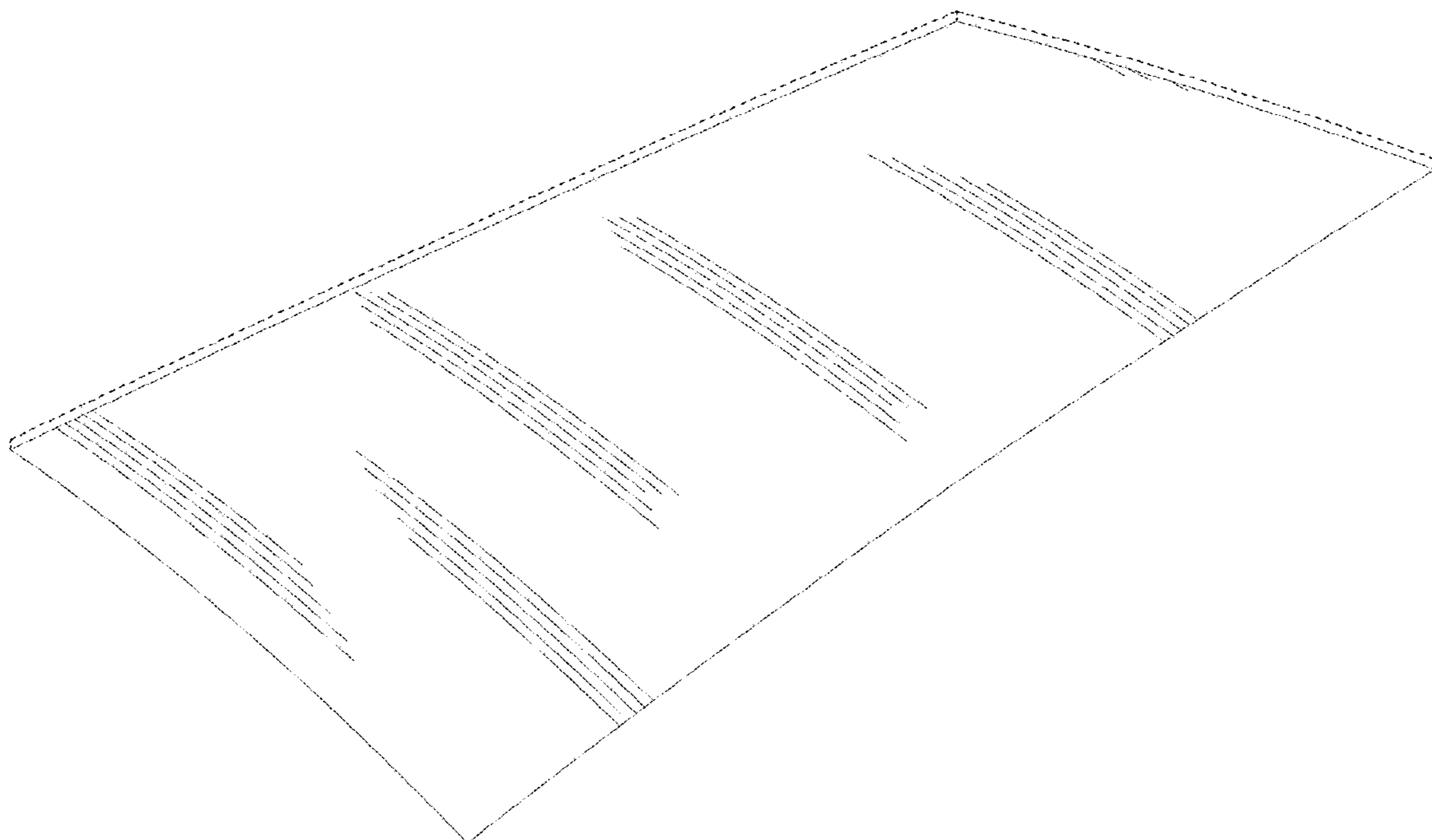
The ornamental design for an architectural fixture, as shown and described.

**DESCRIPTION**

FIG. 1 is a bottom, front, left perspective view of an architectural fixture, embodying the invention;  
 FIG. 2 is a left side elevation view of the architectural fixture of FIG. 1;  
 FIG. 3 is a front side elevation view of the architectural fixture of FIG. 1;  
 FIG. 4 is a right side elevation view of the architectural fixture of FIG. 1;  
 FIG. 5 is a rear elevation view of the architectural fixture of FIG. 1;  
 FIG. 6 is a bottom plan view of the architectural fixture of FIG. 1; and,  
 FIG. 7 is top plan view of the architectural fixture of FIG. 1. The broken lines in the drawings depict portions of the architectural fixture that form no part of the claimed design.

**1 Claim, 3 Drawing Sheets**

- (56) **References Cited**  
U.S. PATENT DOCUMENTS  
D686,349 S \* 7/2013 Hooper ..... D25/138  
9,194,121 B2 \* 11/2015 Gosling ..... E04B 1/6813



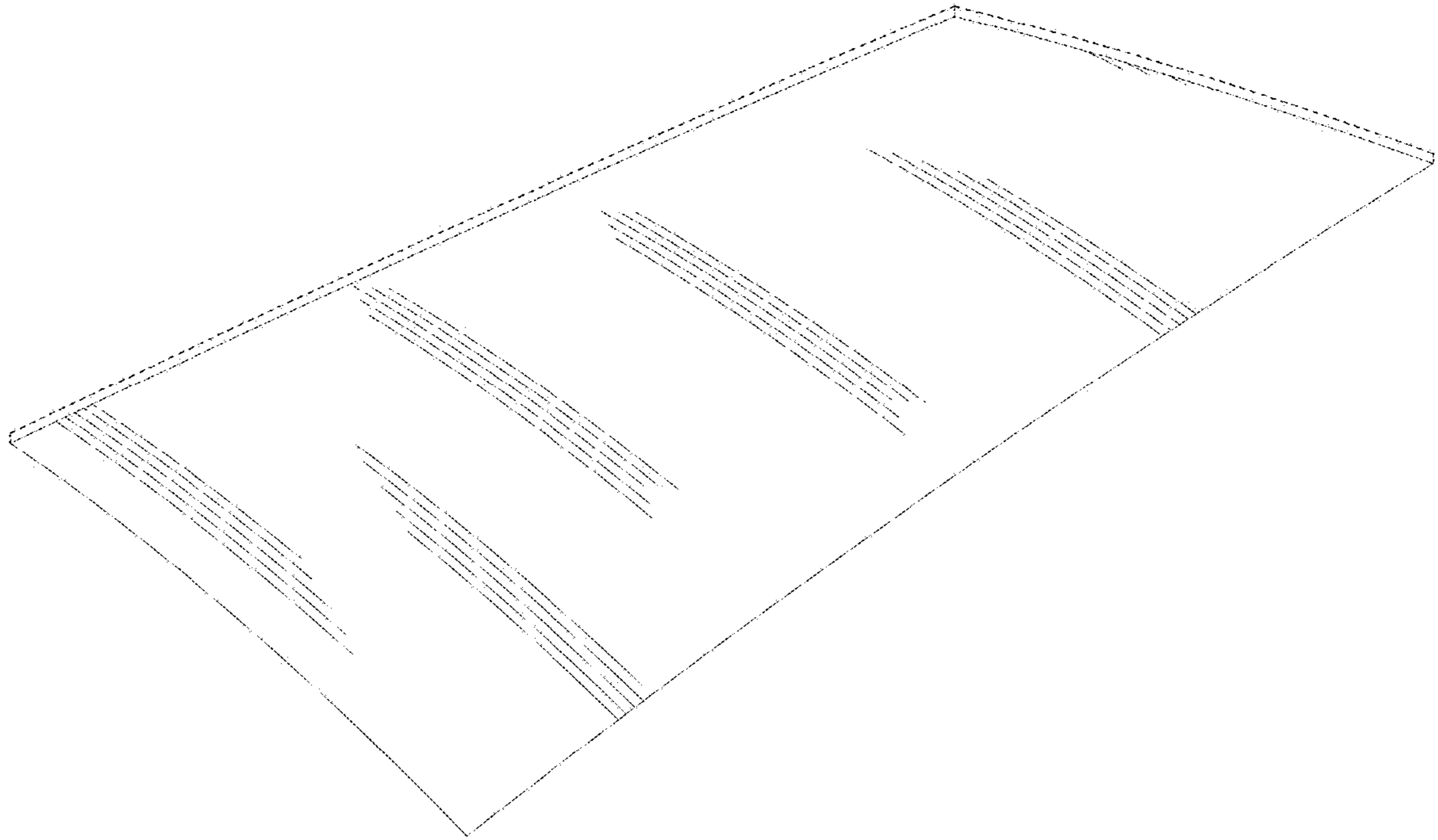


FIG. 1




FIG. 2




FIG. 3




FIG. 4




FIG. 5

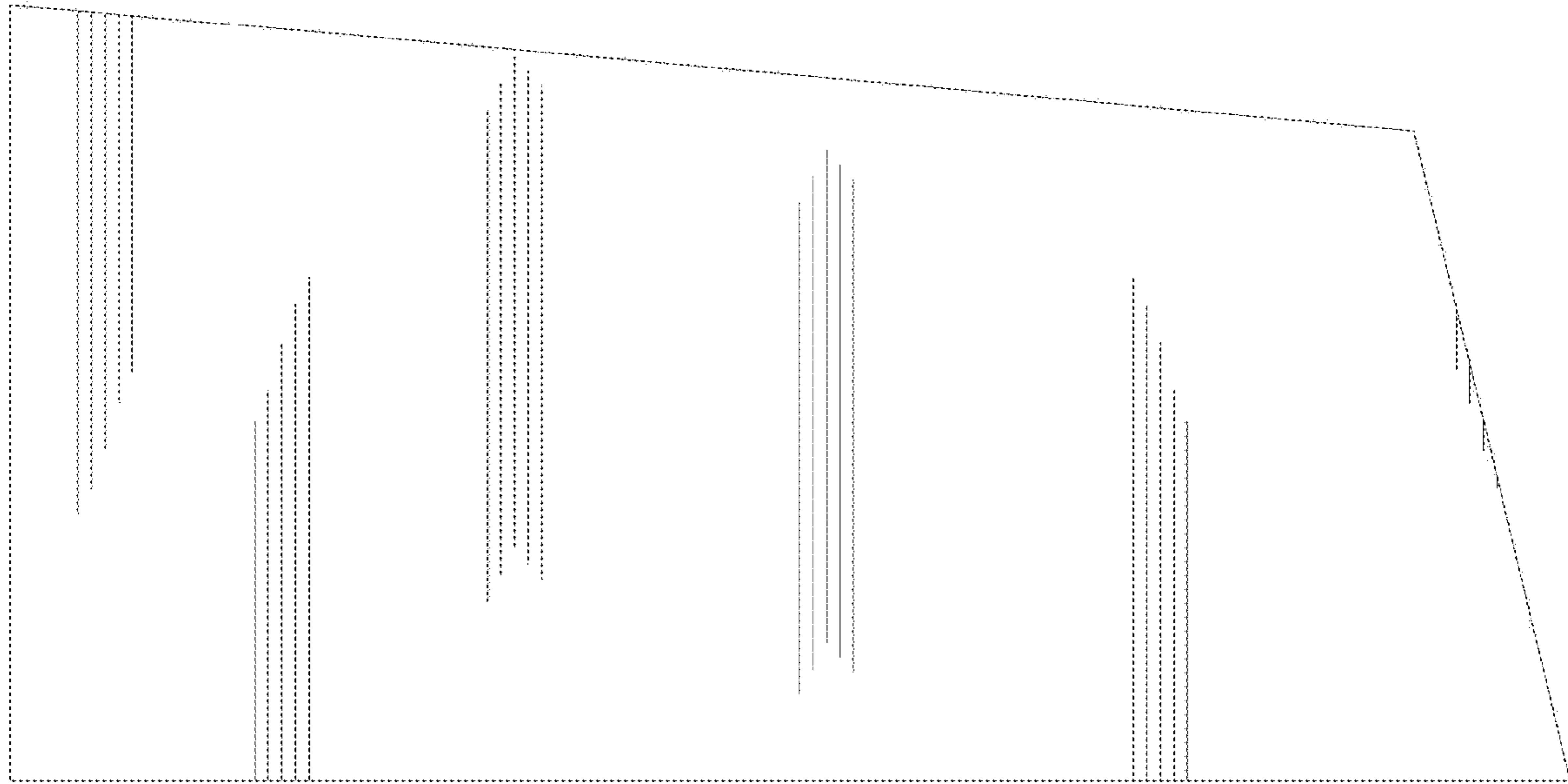


FIG. 6



FIG. 7