



US00D912854S

(12) **United States Design Patent**
Kabatsi et al.

(10) **Patent No.:** **US D912,854 S**
(45) **Date of Patent:** **** Mar. 9, 2021**

- (54) **ARCHITECTURAL FIXTURE**
- (71) Applicant: **Arktura LLC**, Gardena, CA (US)
- (72) Inventors: **Chris Kabatsi**, Venice, CA (US);
Robert Kilian, Venice, CA (US); **Kevin Kane**, Los Angeles, CA (US); **Moti Tavassoli**, Los Angeles, CA (US)
- (73) Assignee: **Arktura LLC**, Gardena, CA (US)
- (**) Term: **15 Years**
- (21) Appl. No.: **29/711,025**
- (22) Filed: **Oct. 28, 2019**
- (51) **LOC (13) Cl.** **25-01**
- (52) **U.S. Cl.**
USPC **D25/138**
- (58) **Field of Classification Search**
USPC D25/138
CPC E04C 2/38; E04C 2/00; E04C 2/30; E04C 2002/3477; E04C 2/324; E04C 2002/004; E04C 2002/005; E04B 2/72; E04B 2/74; E04B 2/7405; E04B 9/0414; E04B 9/0407; E04B 9/225; E04B 9/0464; E04B 2103/00; E04B 1/3205; E04B 1/32; E04B 1/3211; E04B 1/342; E04B 2001/3223; E04B 9/18; E04B 9/00; E04B 2009/026; E04B 9/345; E04B 9/34; E04B 9/0457
See application file for complete search history.

- RE46,043 E * 6/2016 Stackenwalt E04B 9/34
- 9,863,136 B2 * 1/2018 Schein G09B 7/00
- 10,221,566 B2 * 3/2019 von Tagen E04C 2/328
- 10,400,462 B2 * 9/2019 South, Jr. E04B 1/166
- 10,662,647 B2 * 5/2020 Kilian E04B 9/0414
- D895,158 S * 9/2020 King D25/138
- D895,159 S * 9/2020 Meda D25/138

* cited by examiner

Primary Examiner — Doris Clark

(74) *Attorney, Agent, or Firm* — Matthew J. Spark; Stefan J. Kirchanski; Zuber Lawler LLP

(57) **CLAIM**


The ornamental design for an architectural fixture, as shown and described.

DESCRIPTION

FIG. 1 is a bottom, front, left perspective view of an architectural fixture, embodying the invention;
 FIG. 2 is a left side elevation view of the architectural fixture of FIG. 1;
 FIG. 3 is a front side elevation view of the architectural fixture of FIG. 1;
 FIG. 4 is a right side elevation view of the architectural fixture of FIG. 1;
 FIG. 5 is a rear elevation view of the architectural fixture of FIG. 1;
 FIG. 6 is a bottom plan view of the architectural fixture of FIG. 1; and,
 FIG. 7 is top plan view of the architectural fixture of FIG. 1. The broken lines in the drawings depict portions of the architectural fixture that form no part of the claimed design.

1 Claim, 3 Drawing Sheets

- (56) **References Cited**
U.S. PATENT DOCUMENTS
D686,349 S * 7/2013 Hooper D25/138
9,194,121 B2 * 11/2015 Gosling E04B 1/6813



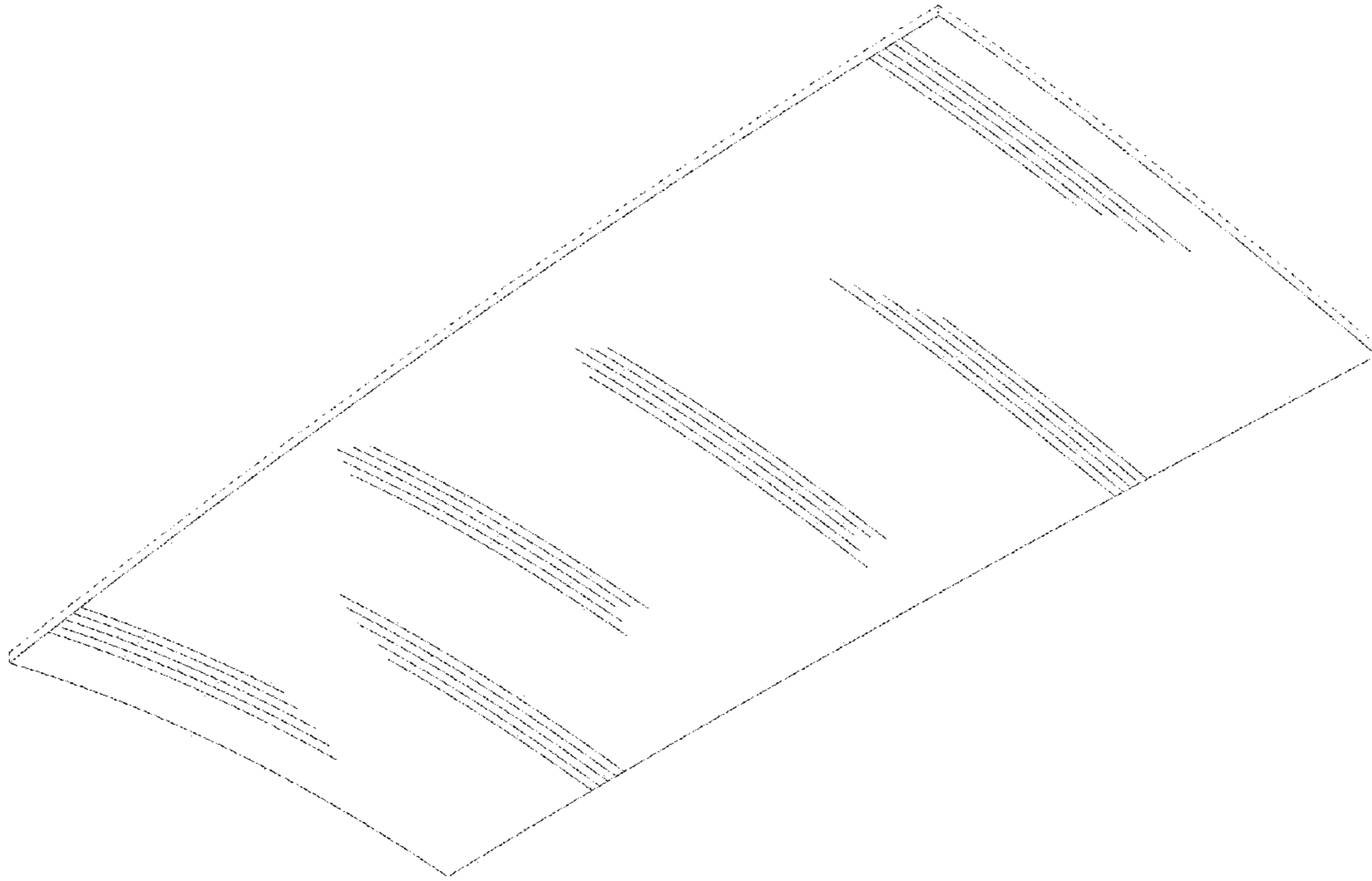


FIG. 1




FIG. 2




FIG. 3




FIG. 4




FIG. 5

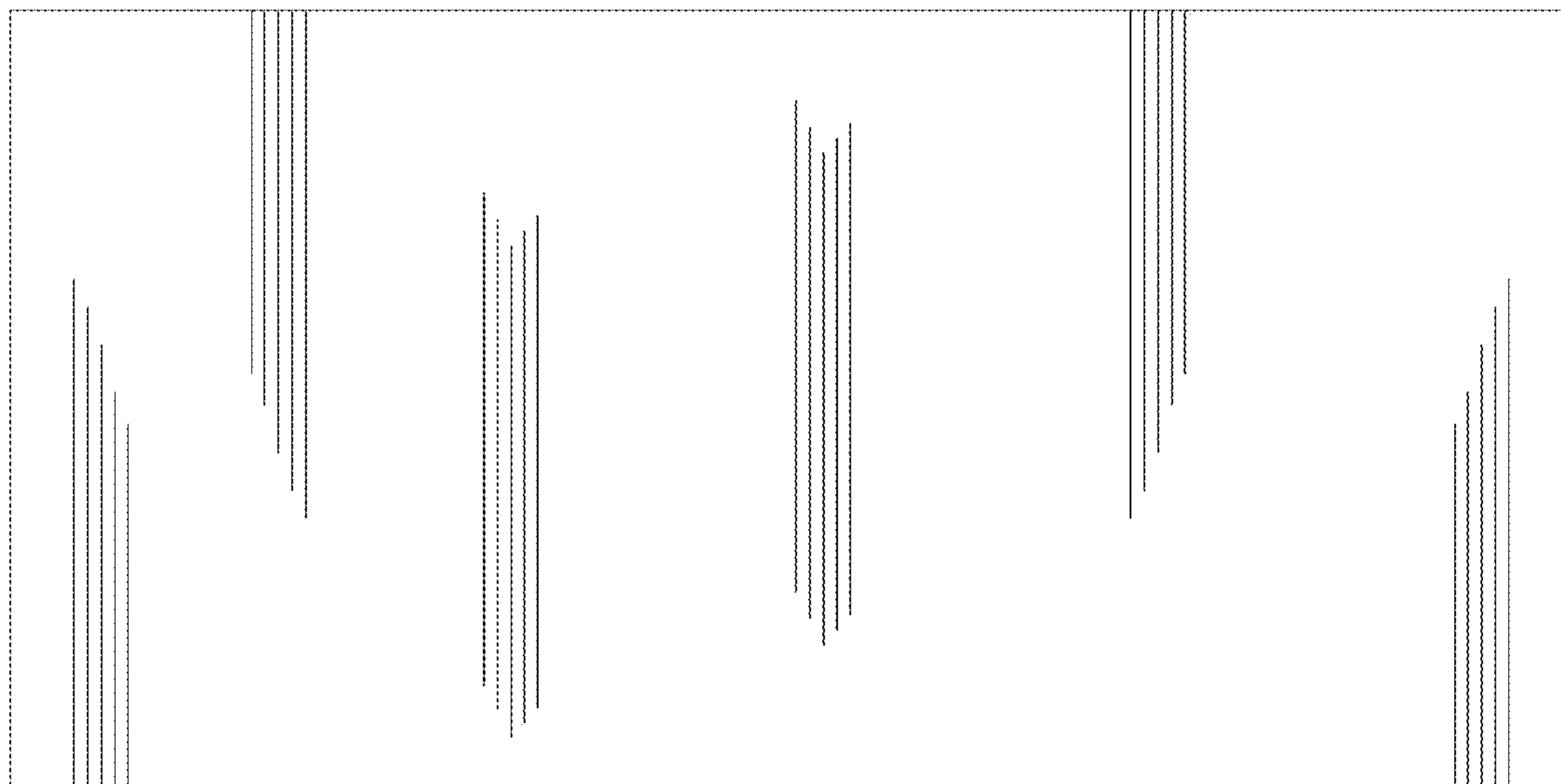


FIG. 6




FIG. 7