

US00D912853S

(12) **United States Design Patent**
Kabatsi et al.

(10) **Patent No.:** **US D912,853 S**
(45) **Date of Patent:** **** Mar. 9, 2021**

- (54) **ARCHITECTURAL FIXTURE**
- (71) Applicant: **Arktura LLC**, Gardena, CA (US)
- (72) Inventors: **Chris Kabatsi**, Venice, CA (US);
Robert Kilian, Venice, CA (US); **Kevin Kane**, Los Angeles, CA (US); **Moti Tavassoli**, Los Angeles, CA (US)
- (73) Assignee: **Arktura LLC**, Gardena, CA (US)
- (**) Term: **15 Years**
- (21) Appl. No.: **29/711,023**
- (22) Filed: **Oct. 28, 2019**
- (51) **LOC (13) Cl.** **25-01**
- (52) **U.S. Cl.**
USPC **D25/138**
- (58) **Field of Classification Search**
USPC D25/138
CPC E04C 2/38; E04C 2/00; E04C 2/30; E04C 2002/3477; E04C 2/324; E04C 2002/004; E04C 2002/005; E04B 2/72; E04B 2/74; E04B 2/7405; E04B 9/0414; E04B 9/0407; E04B 9/225; E04B 9/0464; E04B 2103/00; E04B 1/3205; E04B 1/32; E04B 1/3211; E04B 1/342; E04B 2001/3223; E04B 9/18; E04B 9/00; E04B 2009/026; E04B 9/345; E04B 9/34; E04B 9/0457
See application file for complete search history.

| | | | | | | |
|------------|----|---|---------|-------------|-------|--------------|
| D663,863 | S | * | 7/2012 | Schober | | D25/138 |
| 9,194,121 | B2 | * | 11/2015 | Gosling | | E04B 1/6813 |
| 9,200,449 | B2 | * | 12/2015 | Oguri | | E04F 13/0871 |
| RE46,043 | E | * | 6/2016 | Stackenwalt | | E04B 9/34 |
| 9,863,136 | B2 | * | 1/2018 | Schein | | G09B 7/00 |
| 10,011,989 | B2 | * | 7/2018 | Pence | | E04C 2/296 |
| 10,221,566 | B2 | * | 3/2019 | von Tagen | | E04C 2/328 |
| 10,400,462 | B2 | * | 9/2019 | South, Jr. | | E04B 1/166 |
| 10,662,647 | B2 | * | 5/2020 | Kilian | | E04B 9/0414 |
| 10,745,920 | B2 | * | 8/2020 | Bischel | | E04B 9/34 |

* cited by examiner

Primary Examiner — Doris Clark

(74) *Attorney, Agent, or Firm* — Matthew J. Spark; Stefan J. Kirchanski; Zuber Lawler LLP

(57) **CLAIM**

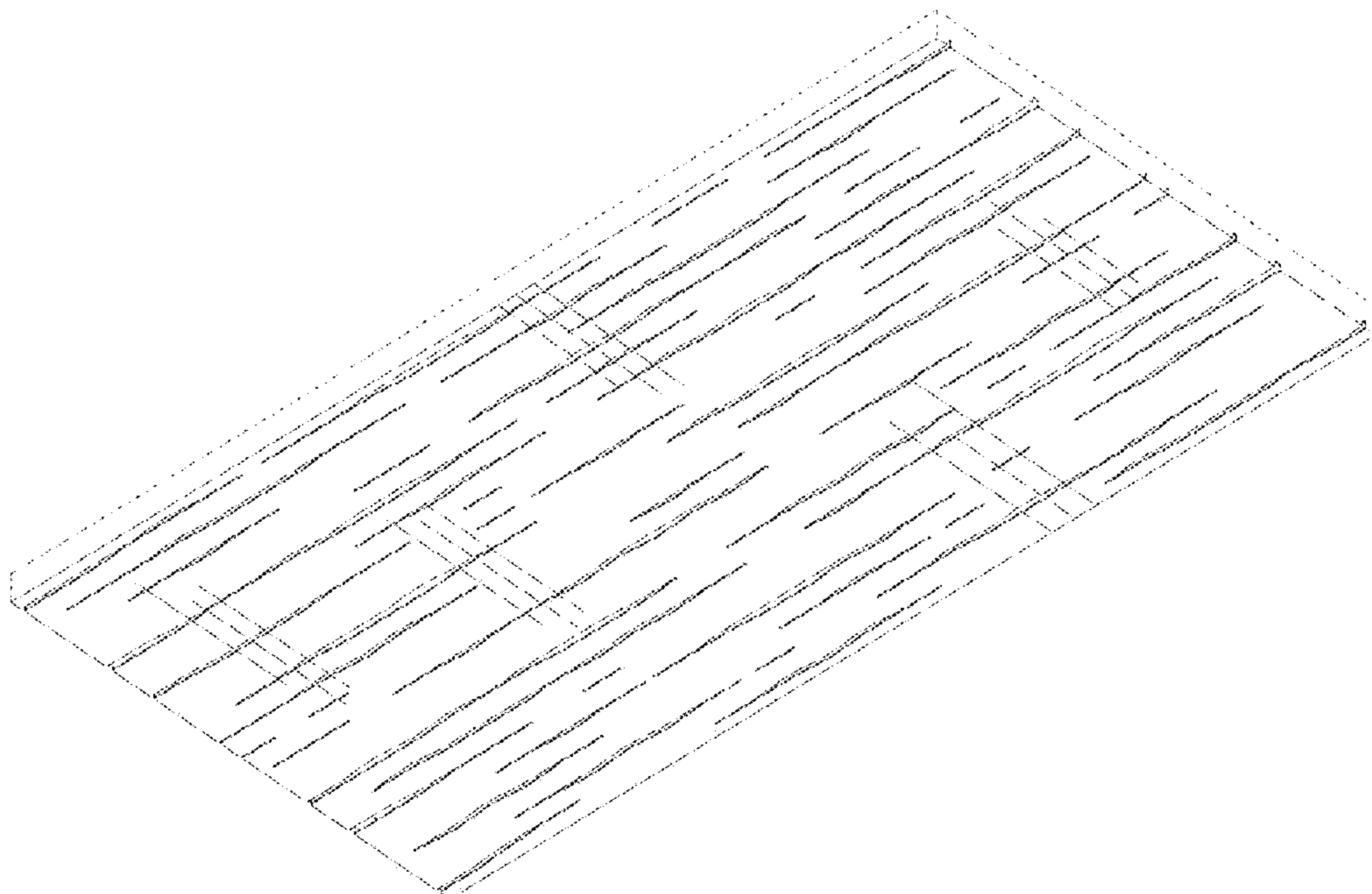
The ornamental design for an architectural fixture, as shown and described.

DESCRIPTION

FIG. 1 is a bottom, front, left perspective view of an architectural fixture, embodying the invention;
 FIG. 2 is a left side elevation view of the architectural fixture of FIG. 1;
 FIG. 3 is a front side elevation view of the architectural fixture of FIG. 1;
 FIG. 4 is a right side elevation view of the architectural fixture of FIG. 1;
 FIG. 5 is a rear elevation view of the architectural fixture of FIG. 1;
 FIG. 6 is a bottom plan view of the architectural fixture of FIG. 1; and,
 FIG. 7 is top plan view of the architectural fixture of FIG. 1. The broken lines in the drawings depict portions of the architectural fixture that form no part of the claimed design.

1 Claim, 3 Drawing Sheets

- (56) **References Cited**
U.S. PATENT DOCUMENTS
D608,023 S * 1/2010 Metcalf D25/138
D652,957 S * 1/2012 Canales D25/138



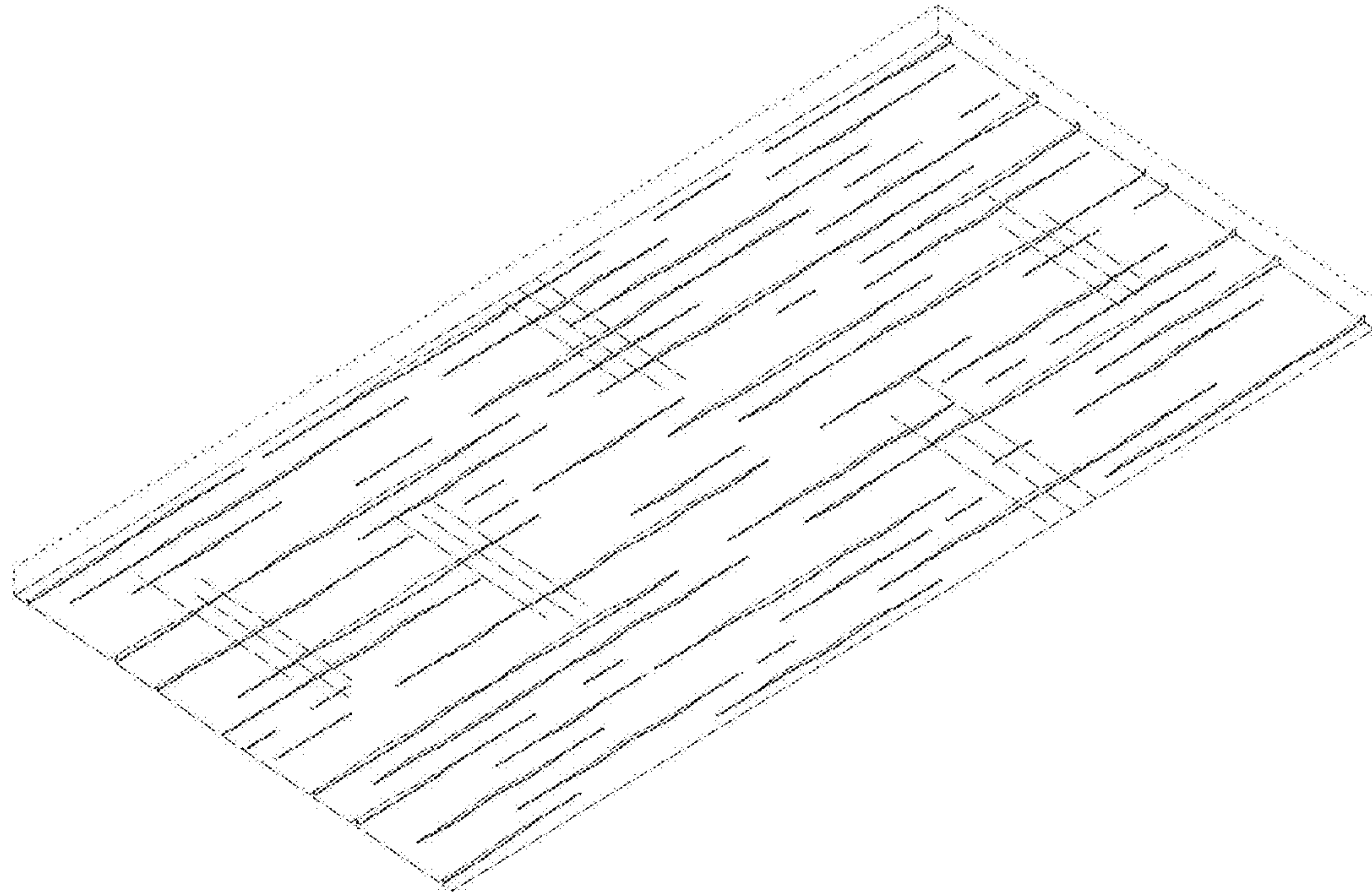


FIG. 1




FIG. 2




FIG. 3




FIG. 4

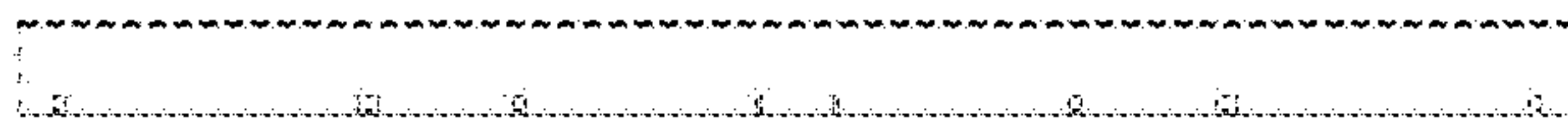


FIG. 5

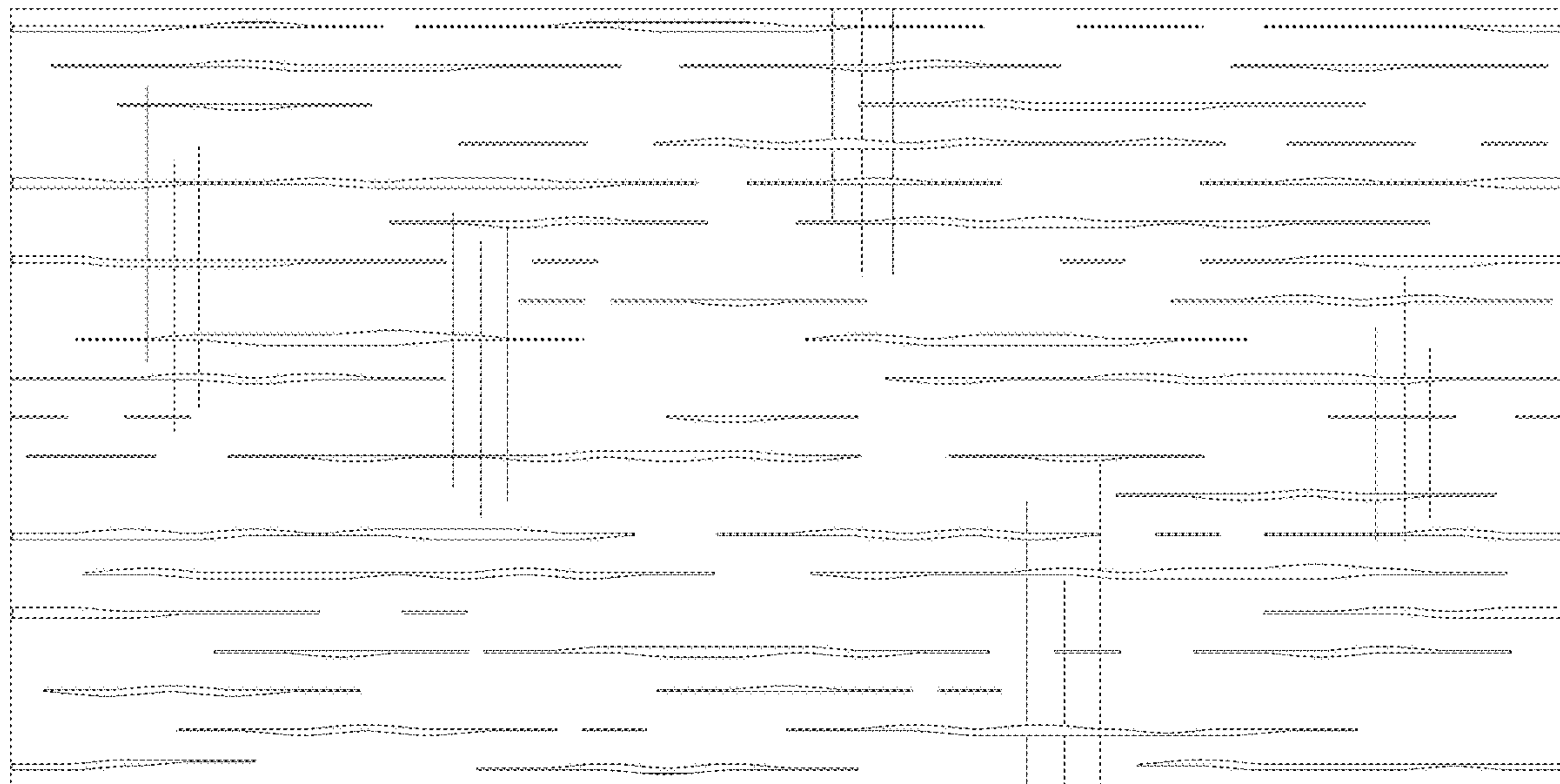


FIG. 6



FIG. 7