



US00D912845S

(12) **United States Design Patent** (10) **Patent No.:** **US D912,845 S**
Zhou (45) **Date of Patent:** **** Mar. 9, 2021**

(54) **DOOR**

OTHER PUBLICATIONS

(71) Applicant: **ZHEJIANG JIHENGKANG (JHK) DOOR INDUSTRY CO., LTD.**, Jinhua (CN)

Amazon SMARTSTANDARD One-Piece Track Sliding Barn Door https://www.amazon.com/SMARTSTANDARD-Sliding-Barn-Door-Hardware/dp/B015DFW7CU/ref=sr_1_fkmr0_1?keywords=SMARTSTANDARD+6.6+Foot+One-Piece+Track+Sliding+Barn+Door+Hardware+Kit+-+Smoo Available Jan. 12, 2015 (Year: 2015).*
Steves and Sons Door Home Depot <https://www.homedepot.com/p/Steves-Sons-30-in-x-80-in-2-Panel-Solid-Core-Unfinished-Knotty-Alder-Interior-Barn-Door-Slab-M64JKNNNAC99/204850229> Earliest Review Apr. 22, 2014 (Year: 2014).*
Rustic Knotty Alder One Day Doors & Closets <https://onedaydoorsandclosets.com/doors/classic-collection-rustic-knotty-alder/> Mar. 2018 (Year: 2018).*
One Day Doors and Closets Rustic Barn Door <https://onedaydoorsandclosets.com/doors/classic-collection-rustic/> Mar. 2018 (Year : 2018).*
One Day Doors and Closets detail view <https://onedaydoorsandclosets.com/doors/classic-collection-rustic-knotty-alder/> Mar. 2018 (Year: 2018).*

(72) Inventor: **Deshun Zhou**, Jinhua (CN)

(73) Assignee: **Zhejiang Jihengkang (JHK) Door Industry Co., Ltd**, Jinhua (CN)

(**) Term: **15 Years**

(21) Appl. No.: **29/663,090**

(22) Filed: **Sep. 12, 2018**

(51) **LOC (13) Cl.** **25-02**

(52) **U.S. Cl.**
USPC **D25/48.3**

(58) **Field of Classification Search**
USPC D6/703, 703.2; D25/48.1, 48.3, 58, 60, D25/61, 138, 149, 150
CPC E05B 35/00; E05B 35/02; Y10T 70/7531
See application file for complete search history.

* cited by examiner

Primary Examiner — Leanne Was-Englehart
(74) *Attorney, Agent, or Firm* — Muncy, Geissler, Olds & Lowe, P.C.

(56) **References Cited**

(57) **CLAIM**

The ornamental design for a door, as shown and described.

U.S. PATENT DOCUMENTS

DESCRIPTION

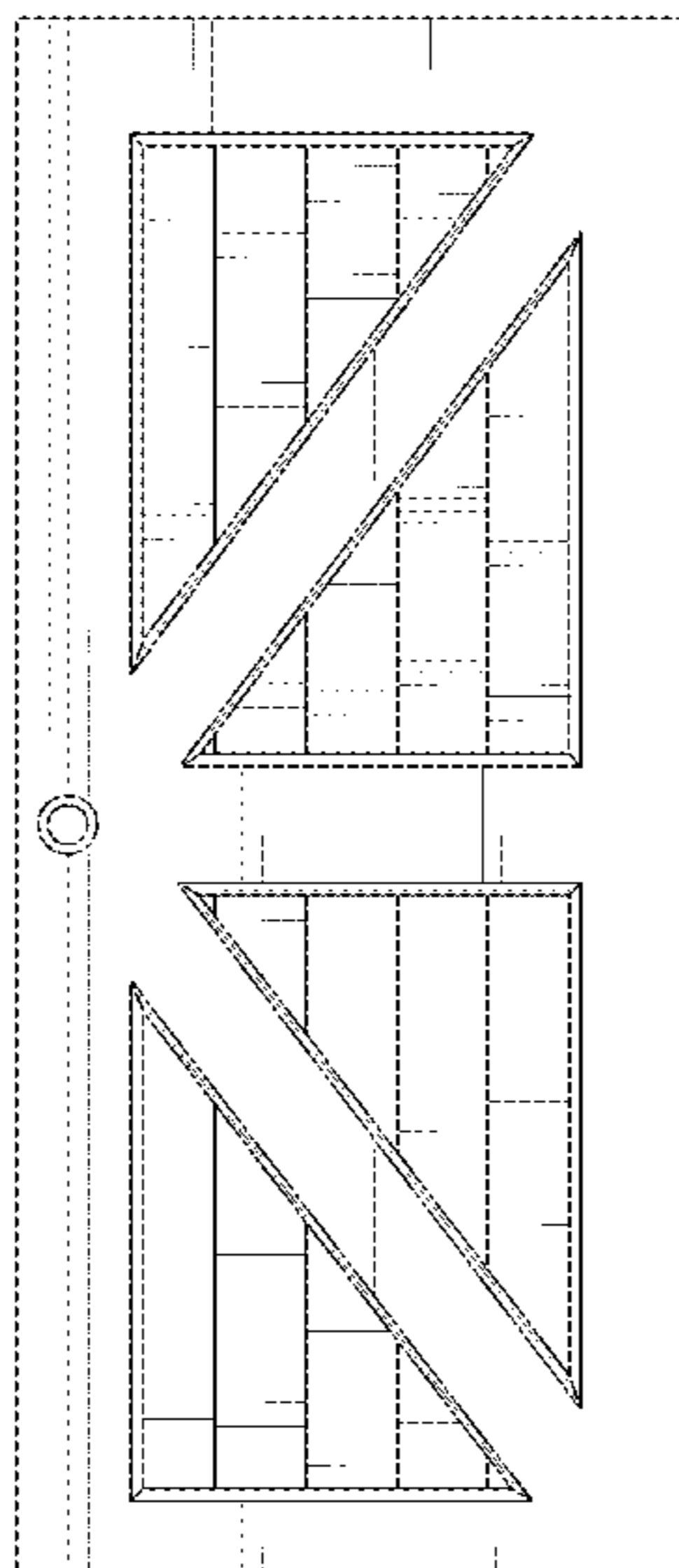
- 1,661,982 A * 3/1928 Wanat E05B 35/02 70/352
- D94,531 S * 2/1935 Bemis D25/48.3
- D498,305 S * 11/2004 Mock D25/48.4
- D573,265 S * 7/2008 Mock D25/48.3
- D576,739 S * 9/2008 Mock D25/48.3
- D615,213 S * 5/2010 Yen D25/48.3
- D726,335 S * 4/2015 McCann D25/48.3

FIG. 1 is a front, left, bottom perspective view of a door showing my new design;
FIG. 2 is a front, left, top perspective view thereof;
FIG. 3 is a rear, left, bottom perspective view thereof;
FIG. 4 is a front elevational view thereof, the rear elevational view being a mirror image thereof;
FIG. 5 is a left side elevational view thereof; and,
FIG. 6 is a top plan view thereof.
The views of the door that are not shown form no part of the claimed design.

FOREIGN PATENT DOCUMENTS

- CN 302858696 * 6/2014
- CN 304935276 * 12/2018
- EM 005634276-0001 * 9/2018

1 Claim, 6 Drawing Sheets






FIG. 1




FIG. 2




FIG. 3

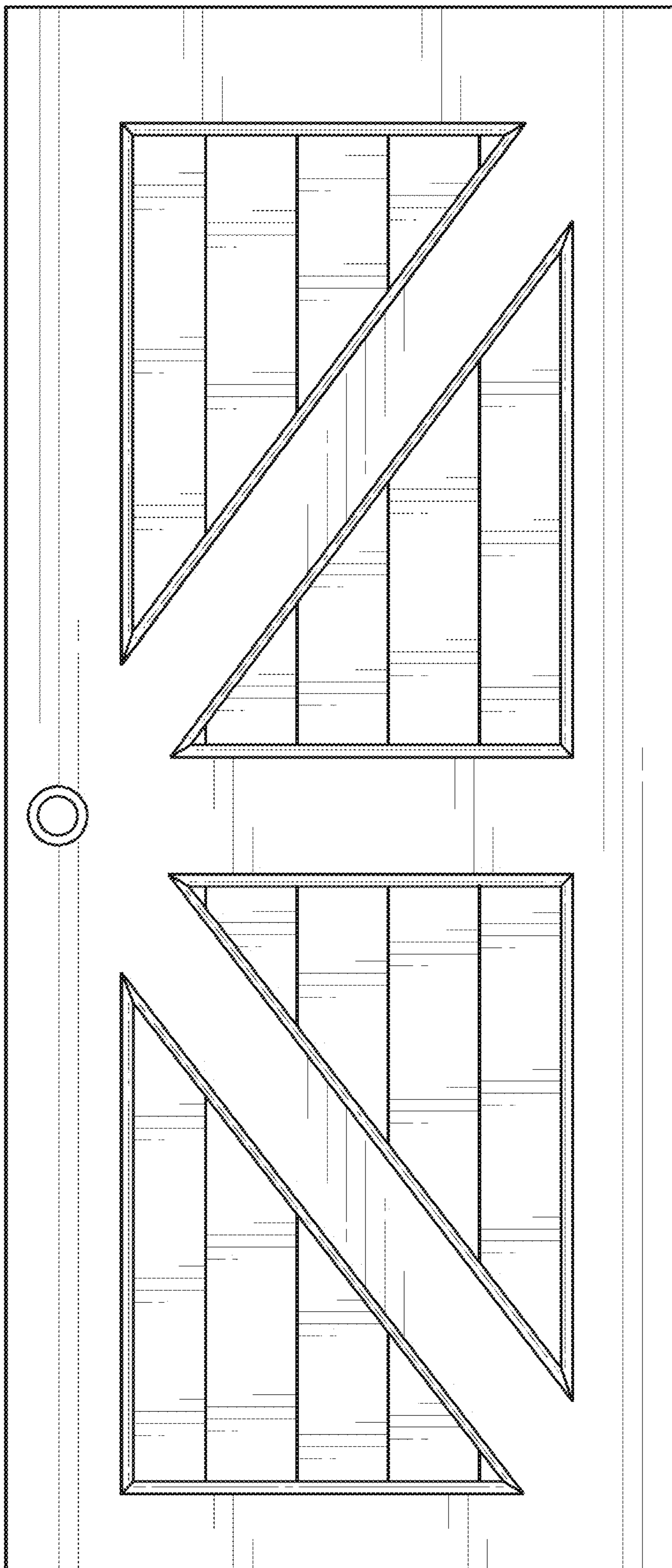


FIG. 4

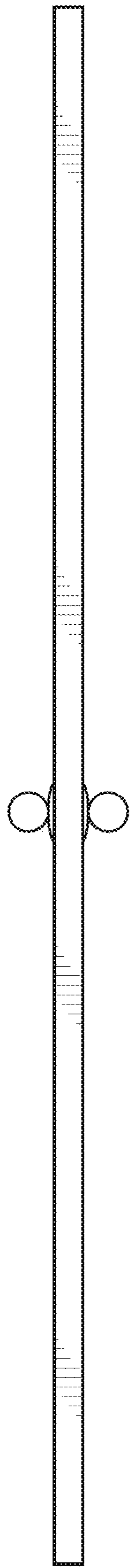


FIG. 5

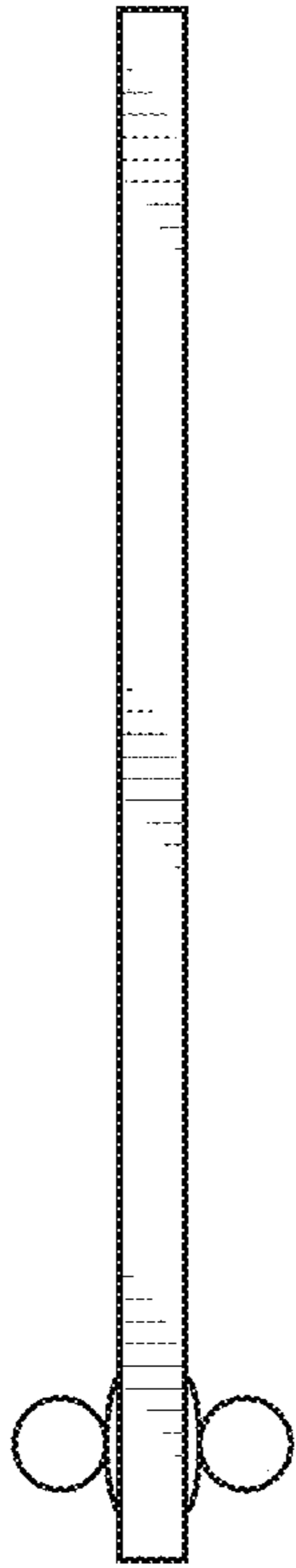


FIG. 6