



US00D912839S

(12) **United States Design Patent**
Yang

(10) **Patent No.:** **US D912,839 S**

(45) **Date of Patent:** **** Mar. 9, 2021**

(54) **MASSAGER**

(71) Applicant: **Huawen Yang**, Shenzhen (CN)

(72) Inventor: **Huawen Yang**, Shenzhen (CN)

(**) Term: **15 Years**

(21) Appl. No.: **29/683,290**

(22) Filed: **Mar. 12, 2019**

(51) **LOC (13) Cl.** **28-03**

(52) **U.S. Cl.**
USPC **D24/215**

(58) **Field of Classification Search**
USPC D24/200, 211, 212, 213, 214, 215
CPC A61H 1/00; A61H 7/001; A61H 7/007;
A61H 19/40; A61H 2205/087; A61H
21/00; A61H 19/34
See application file for complete search history.

(56) **References Cited**

U.S. PATENT DOCUMENTS

D228,473 S *	9/1973	Koahido et al.	D24/214
D266,532 S *	10/1982	Grube	D24/211
D311,955 S *	11/1990	Lie	D24/211
D315,408 S *	3/1991	Duk	D24/211
D324,049 S *	2/1992	Endo	D14/228
D329,290 S *	9/1992	Geneve	D24/211
D374,084 S *	9/1996	Chen	D24/211
6,061,457 A *	5/2000	Stockhamer	H04R 1/00 367/140
D446,584 S *	8/2001	Chen	D21/662
D449,041 S *	10/2001	Koike	D14/228
D465,852 S *	11/2002	Bloch	D24/211
D509,301 S *	9/2005	Talbot	D24/215
D510,628 S *	10/2005	Talbot	D24/214
D530,822 S *	10/2006	Inubushi	D24/214
D558,887 S *	1/2008	Nan	D24/105
D600,357 S *	9/2009	Chaput	D24/214
D615,529 S *	5/2010	Kearns	D14/207
D620,601 S *	7/2010	TerMeer	D24/215

D636,888 S *	4/2011	Nikitzuk	D24/215
D649,656 S *	11/2011	Petersen	D24/215
D674,109 S *	1/2013	Sedic	D24/215
D681,842 S *	5/2013	Chang	D24/215
D704,345 S *	5/2014	Tai	D24/215
D708,755 S *	7/2014	Kim	D24/215
D760,914 S *	7/2016	Hutchinson	D24/215
D773,065 S *	11/2016	Driscoll	D24/215
D802,784 S *	11/2017	Lee	D24/215
D823,477 S *	7/2018	Yang	D24/215
D826,418 S *	8/2018	Lad	D24/215
D864,407 S *	10/2019	Zhou	D24/215

(Continued)

OTHER PUBLICATIONS

Amazon, "Lulu Wand", Mar. 16, 2017. https://www.amazon.com/dp/B074B2JK9X/ref=nav_timeline_asin?_encoding=UTF8&psc=1. Shown on p. 1. (Year: 2017).*

Primary Examiner — Cynthia Ramirez
Assistant Examiner — Michael A Maharajh
(74) *Attorney, Agent, or Firm* — McClure, Qualey & Rodack, LLP

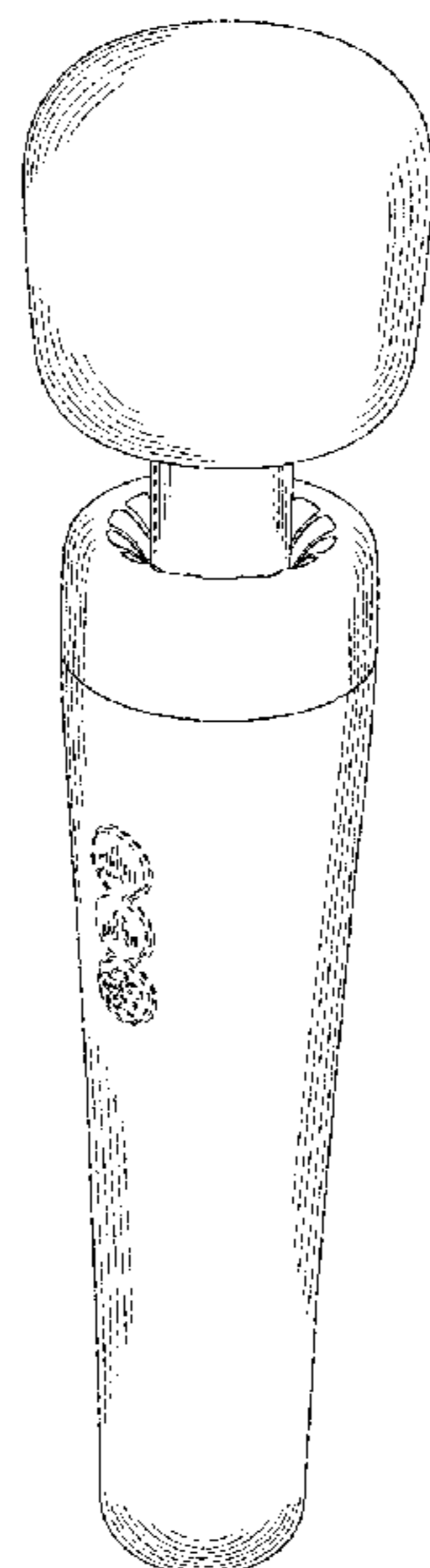
(57) **CLAIM**

The ornamental design for a massager, as shown and described.

DESCRIPTION

FIG. 1 is a perspective view of a massager, showing my new design;
FIG. 2 is a front elevational view thereof;
FIG. 3 is a rear elevational view thereof;
FIG. 4 is a left side elevational view thereof;
FIG. 5 is a top elevational view thereof; and,
FIG. 6 is a bottom elevational view showing the massager.
The broken lines in the drawings are for the purpose of illustrating portions of the massager, which form no part of the claimed design.

1 Claim, 6 Drawing Sheets



(56)

References Cited

U.S. PATENT DOCUMENTS

D865,989 S	*	11/2019	Colclough	D24/215
D872,295 S	*	1/2020	Friedman	D24/215
D874,676 S	*	2/2020	Song	D24/215
D893,042 S	*	8/2020	Lin	D24/215

* cited by examiner

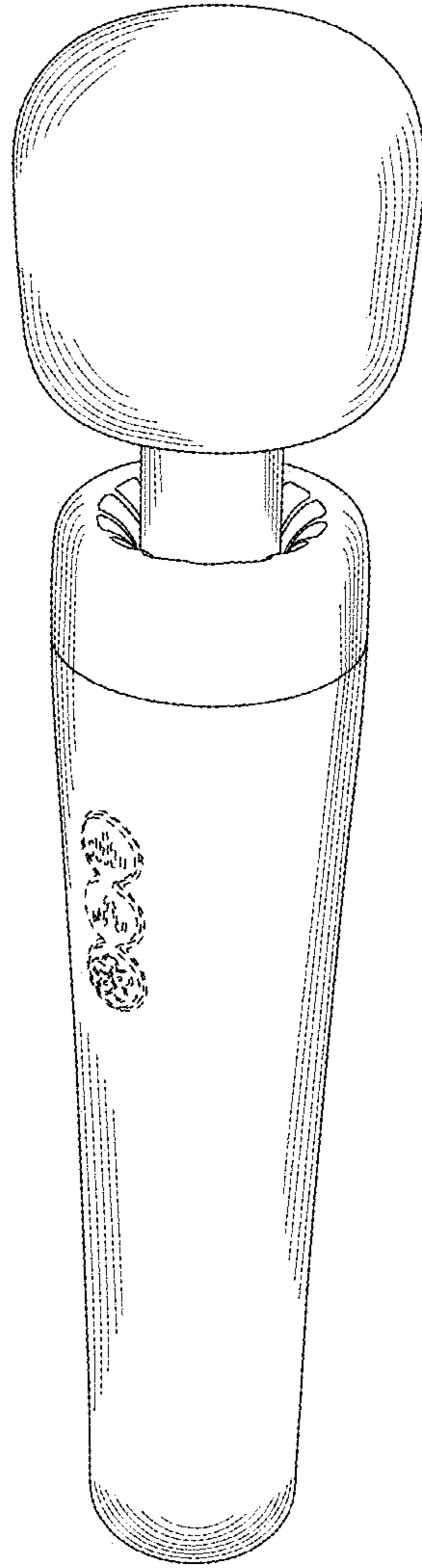


FIG. 1

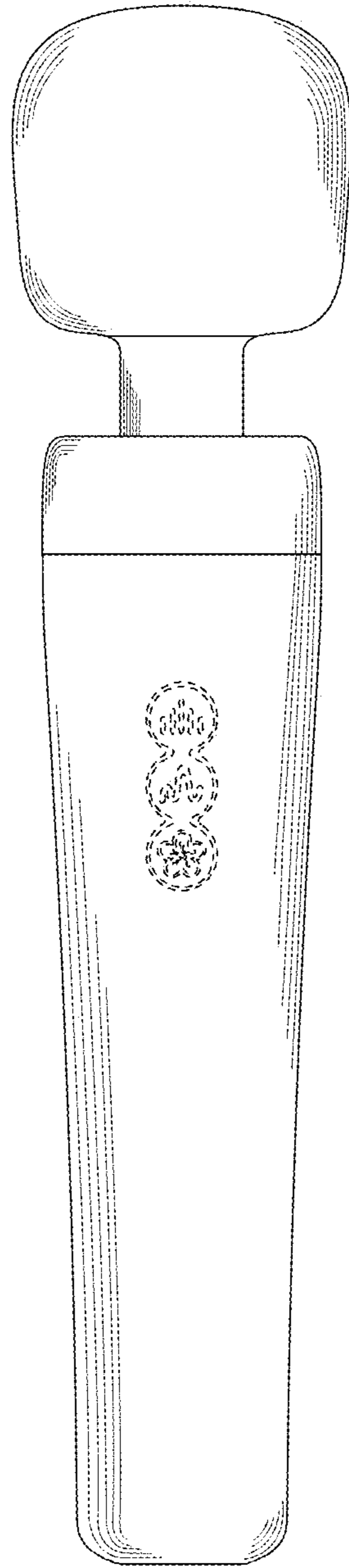


FIG.2

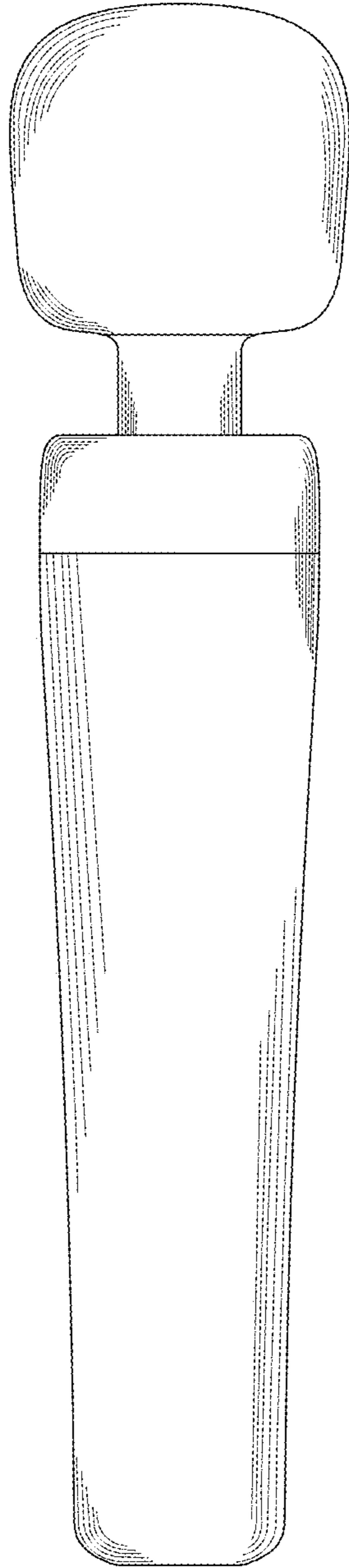


FIG.3

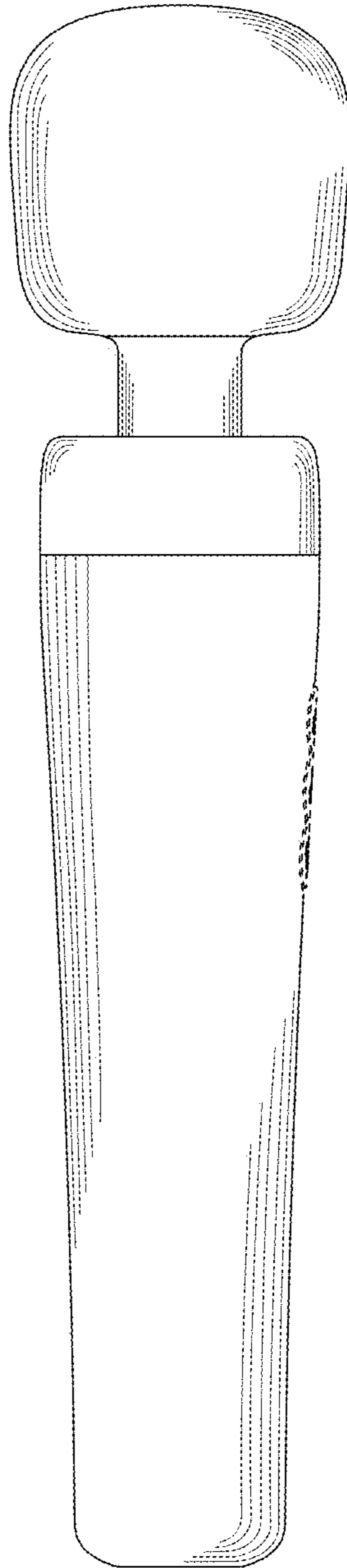


FIG.4

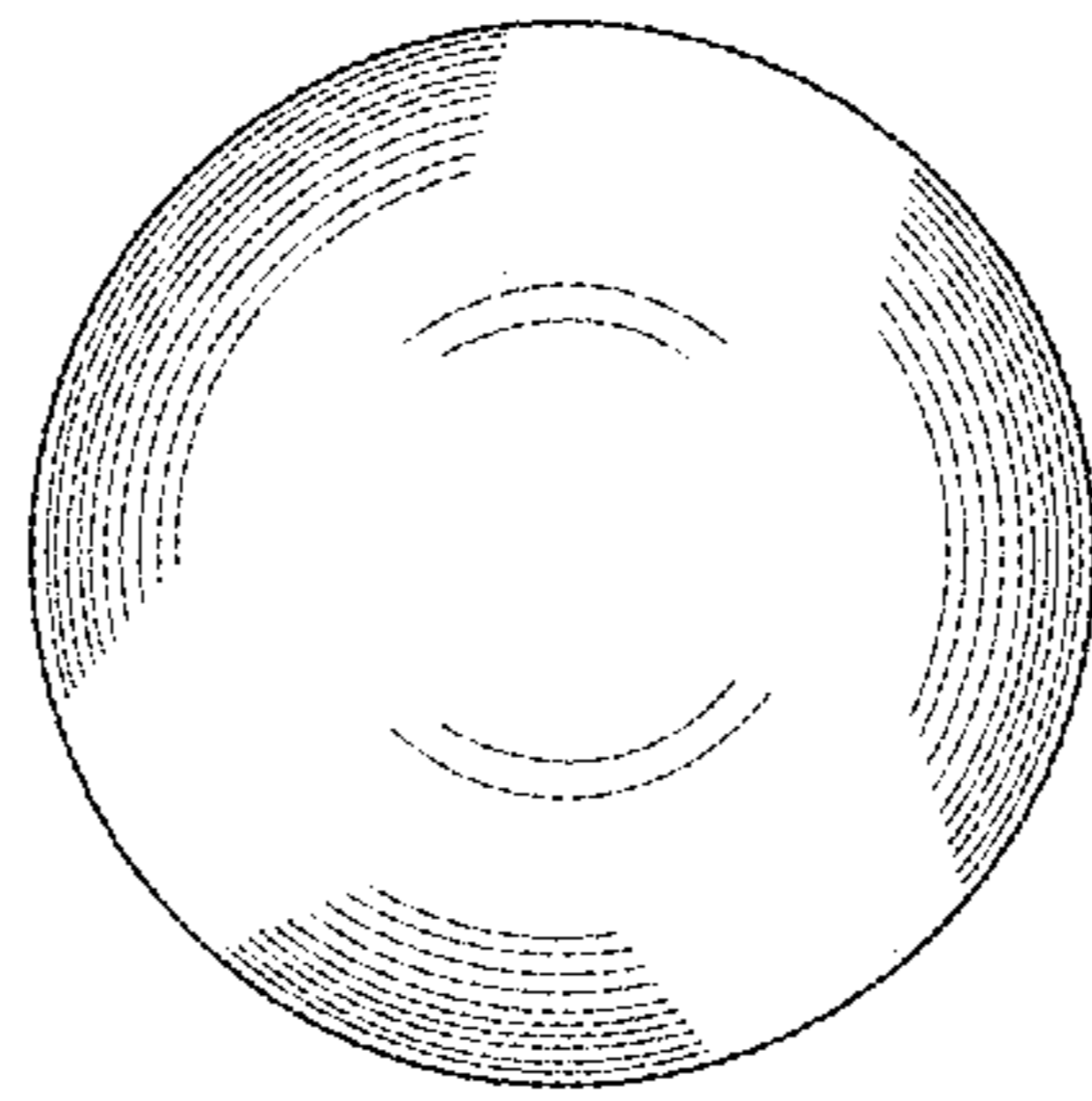


FIG.5

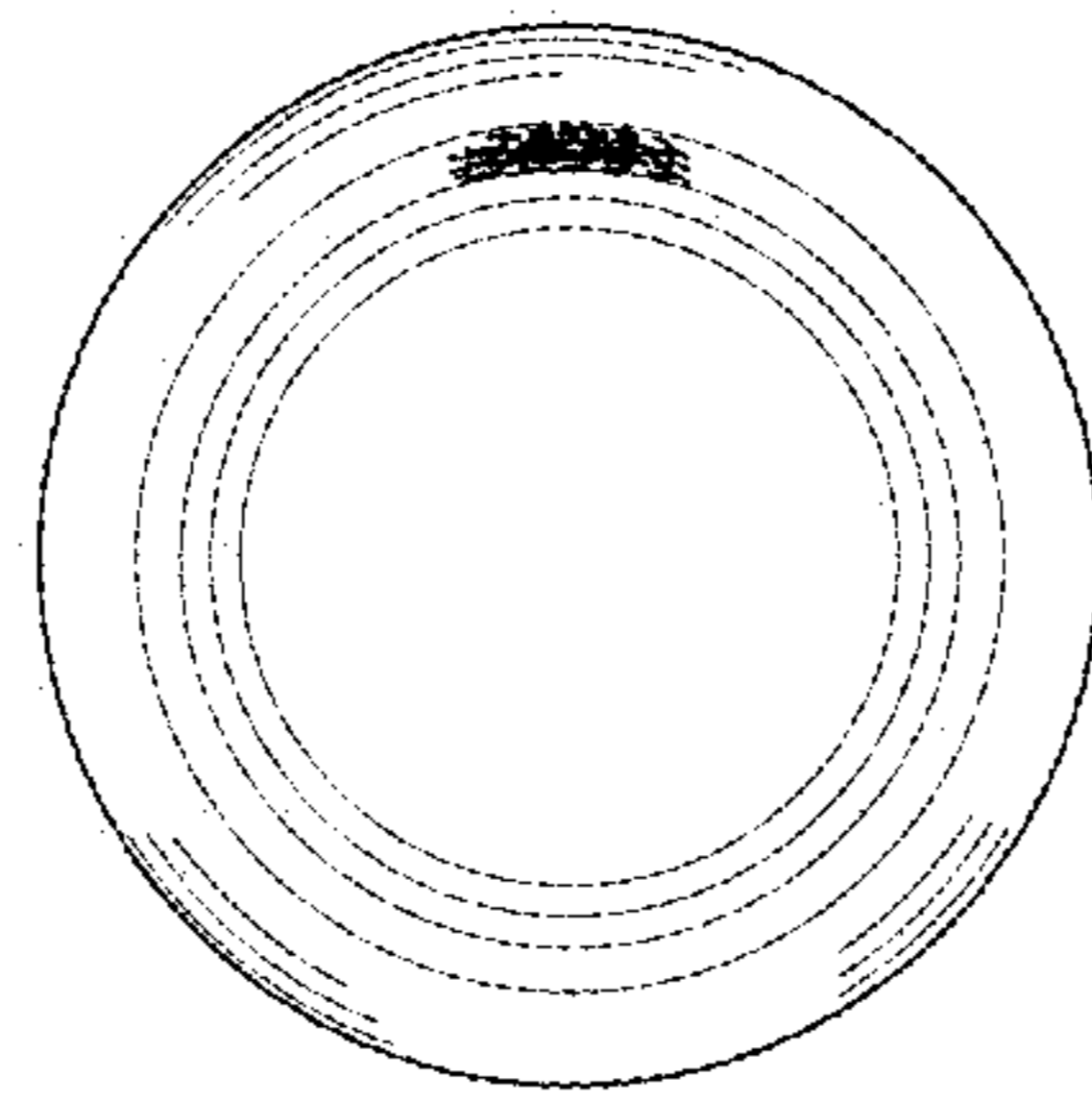


FIG.6