



US00D912796S

(12) **United States Design Patent** (10) **Patent No.:** **US D912,796 S**  
**Huang et al.** (45) **Date of Patent:** **\*\* Mar. 9, 2021**

(54) **AIR PURIFIER** D802,112 S 11/2017 Jeon et al.  
 D862,673 S \* 10/2019 Tang ..... D23/364  
 D865,148 S \* 10/2019 Yoon ..... D23/364  
 D886,975 S 6/2020 Yang  
 D891,598 S \* 7/2020 Hernandez ..... D23/364  
 D893,009 S \* 8/2020 Choi ..... D23/364  
 D899,571 S \* 10/2020 Li ..... D23/359  
 D905,840 S \* 12/2020 Cao ..... D23/364  
 D907,754 S \* 1/2021 Yoon ..... D23/364  
 D908,198 S \* 1/2021 Yoon ..... D23/364  
 2006/0015974 A1 \* 1/2006 Ike ..... F24F 3/1423  
 62/113  
 2015/0231645 A1 \* 8/2015 Engberg ..... B03C 3/47  
 96/88  
 2020/0398207 A1 \* 12/2020 Park ..... B01D 46/0002

(71) Applicant: **SHENZHEN QIANHAI PATUOXUN NETWORK AND TECHNOLOGY CO., LTD**, Shenzhen (CN)

(72) Inventors: **Weichong Huang**, Shenzhen (CN); **Chengwu Wang**, Shenzhen (CN); **Jingxiao Jin**, Shenzhen (CN); **Ping Zheng**, Shenzhen (CN)

(73) Assignee: **SHENZHEN QIANHAI PATUOXUN NETWORK AND TECHNOLOGY CO., LTD**, Shenzhen (CN)

(\*\*) Term: **15 Years**

(21) Appl. No.: **29/754,985**

(22) Filed: **Oct. 16, 2020**

(51) **LOC (13) Cl.** ..... **23-04**

(52) **U.S. Cl.**  
USPC ..... **D23/364**

(58) **Field of Classification Search**  
USPC ..... D23/355–366, 352, 369, 332, 333, 335, D23/336, 342, 351; 422/120, 122; 55/356, 473, 504; 96/97; 261/DIG. 17, 261/DIG. 65, DIG. 88, DIG. 31  
CPC .. A61L 9/16; A61L 9/22; B01D 47/00; B01D 47/027; B01D 2221/02; B01D 2259/4508; B03C 3/155; B03C 3/368; F24F 3/16; F24F 13/20; F24F 13/28  
See application file for complete search history.

(56) **References Cited**

U.S. PATENT DOCUMENTS

D741,465 S \* 10/2015 Satou ..... D23/364  
D741,466 S \* 10/2015 Satou ..... D23/364

\* cited by examiner

*Primary Examiner* — David G Muller

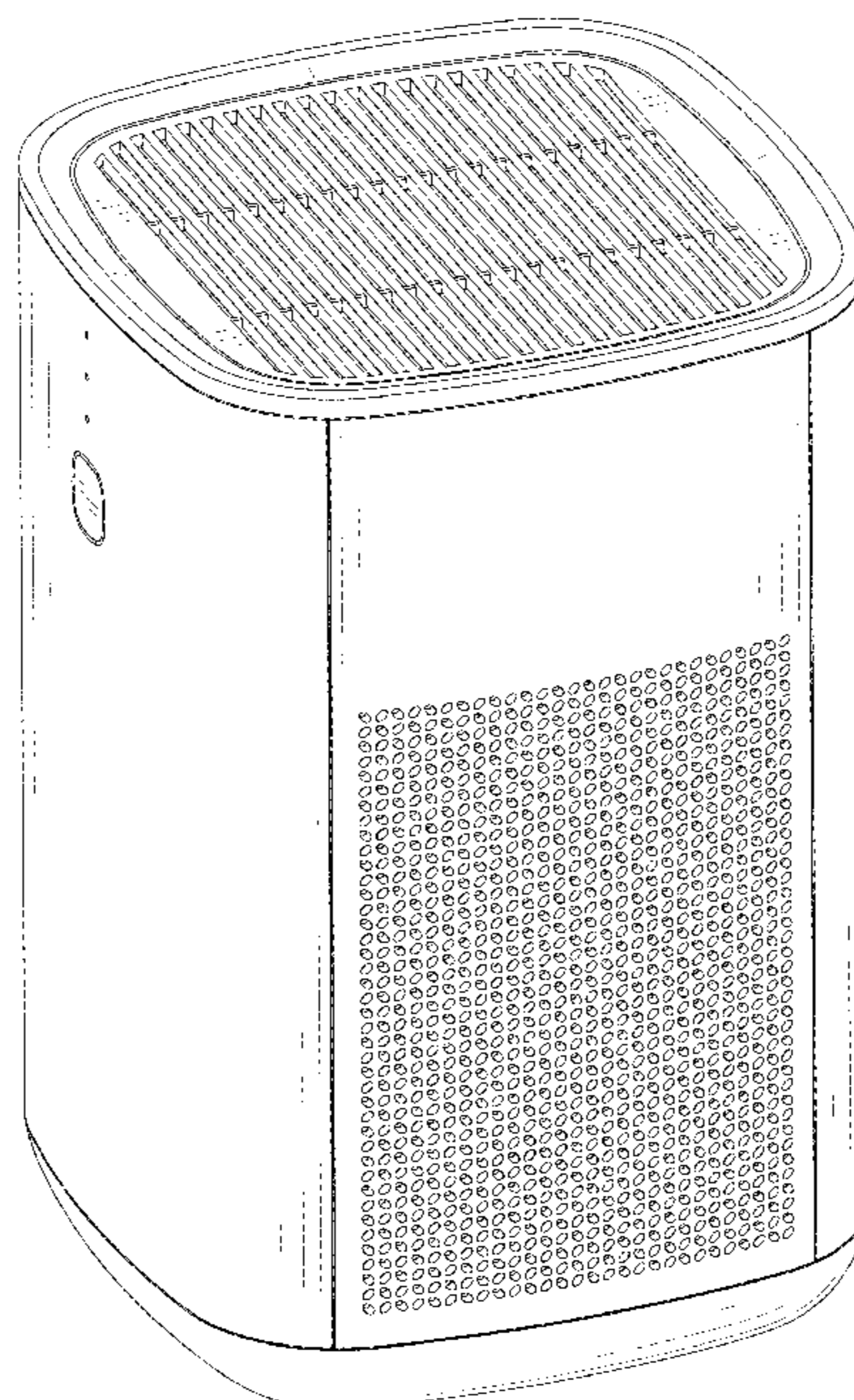
(57) **CLAIM**

The ornamental design for an air purifier, as shown and described.

**DESCRIPTION**

FIG. 1 is a perspective view of an air purifier showing my new design;  
 FIG. 2 is another perspective view thereof;  
 FIG. 3 is a front elevational view thereof;  
 FIG. 4 is a rear elevational view thereof;  
 FIG. 5 is a left side elevational view thereof;  
 FIG. 6 is a right side elevational view thereof;  
 FIG. 7 is a top plan view thereof; and,  
 FIG. 8 is a bottom plan view thereof.  
 The broken lines in the drawings depict portions of the air purifier that form no part of the claimed design.

**1 Claim, 8 Drawing Sheets**



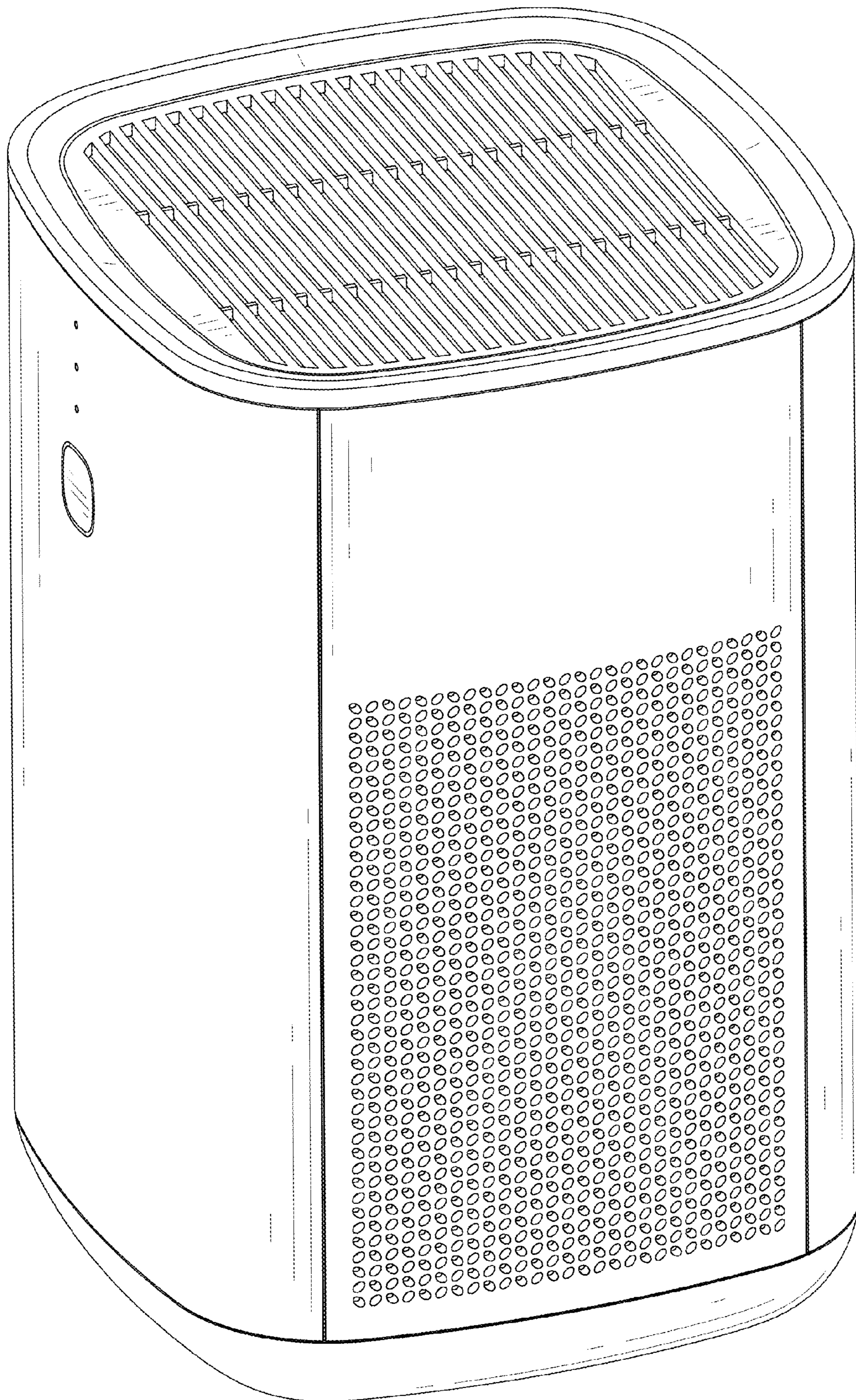


FIG. 1




FIG. 2

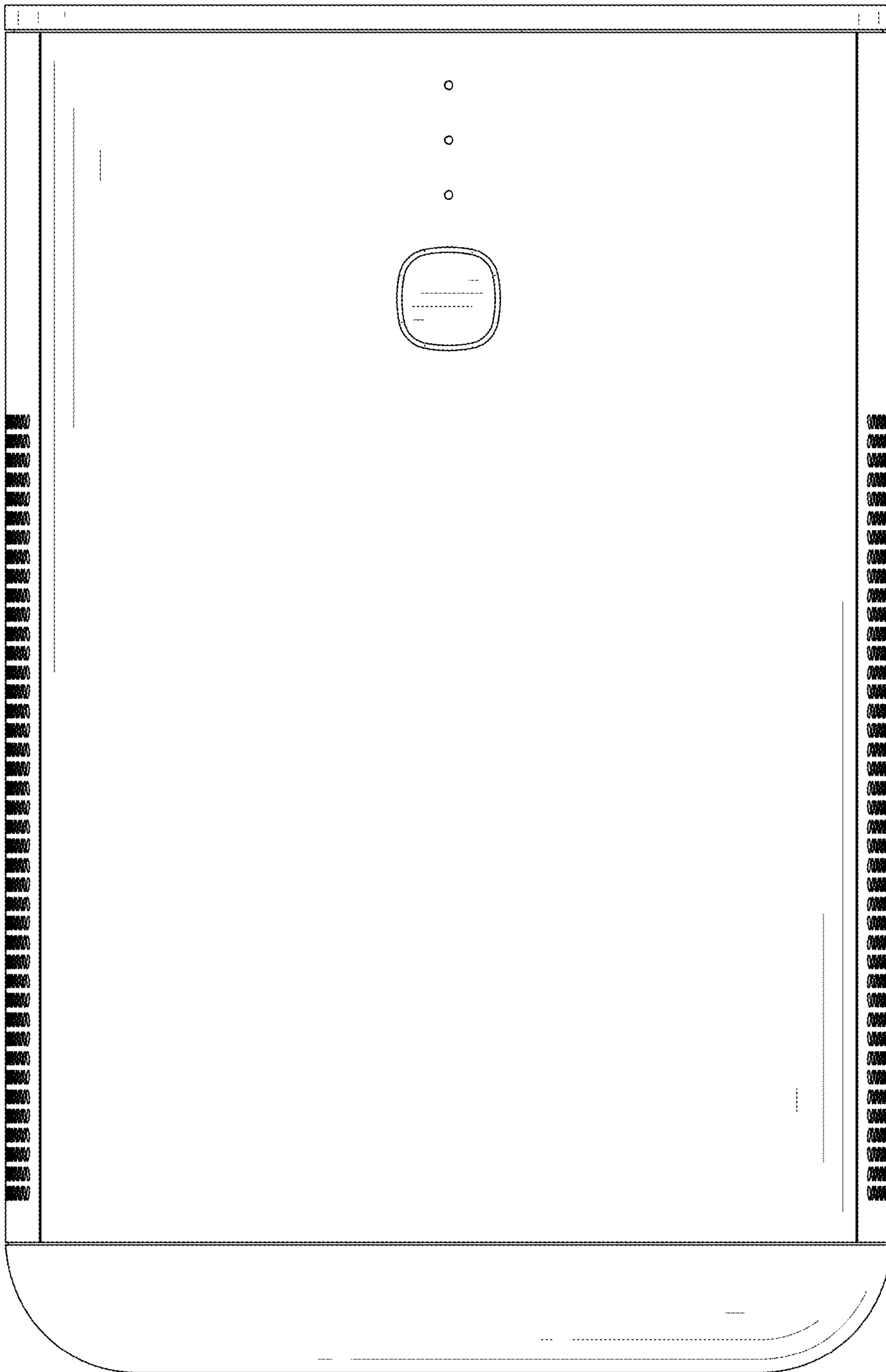


FIG. 3




FIG. 4

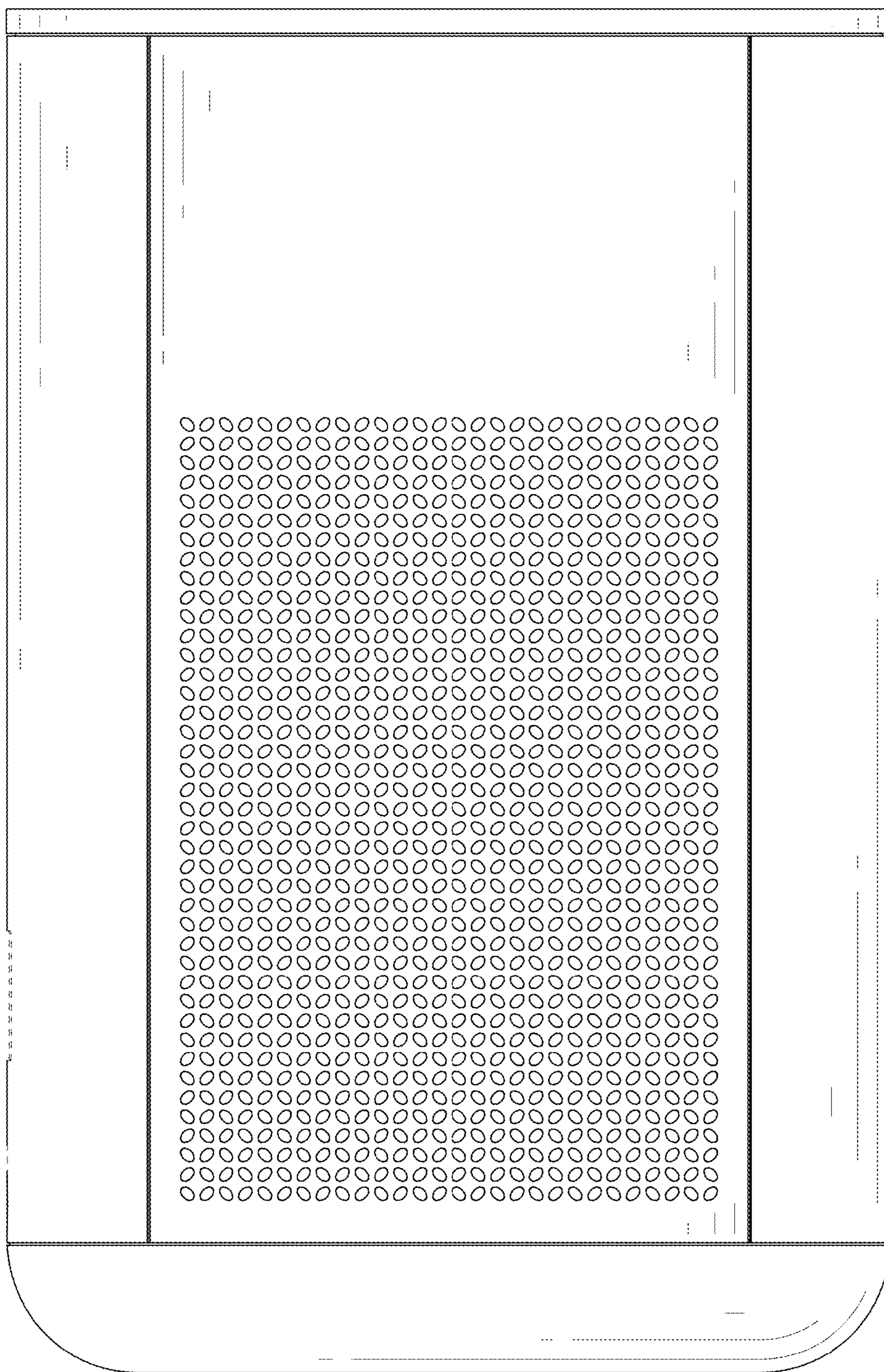


FIG. 5




FIG. 6

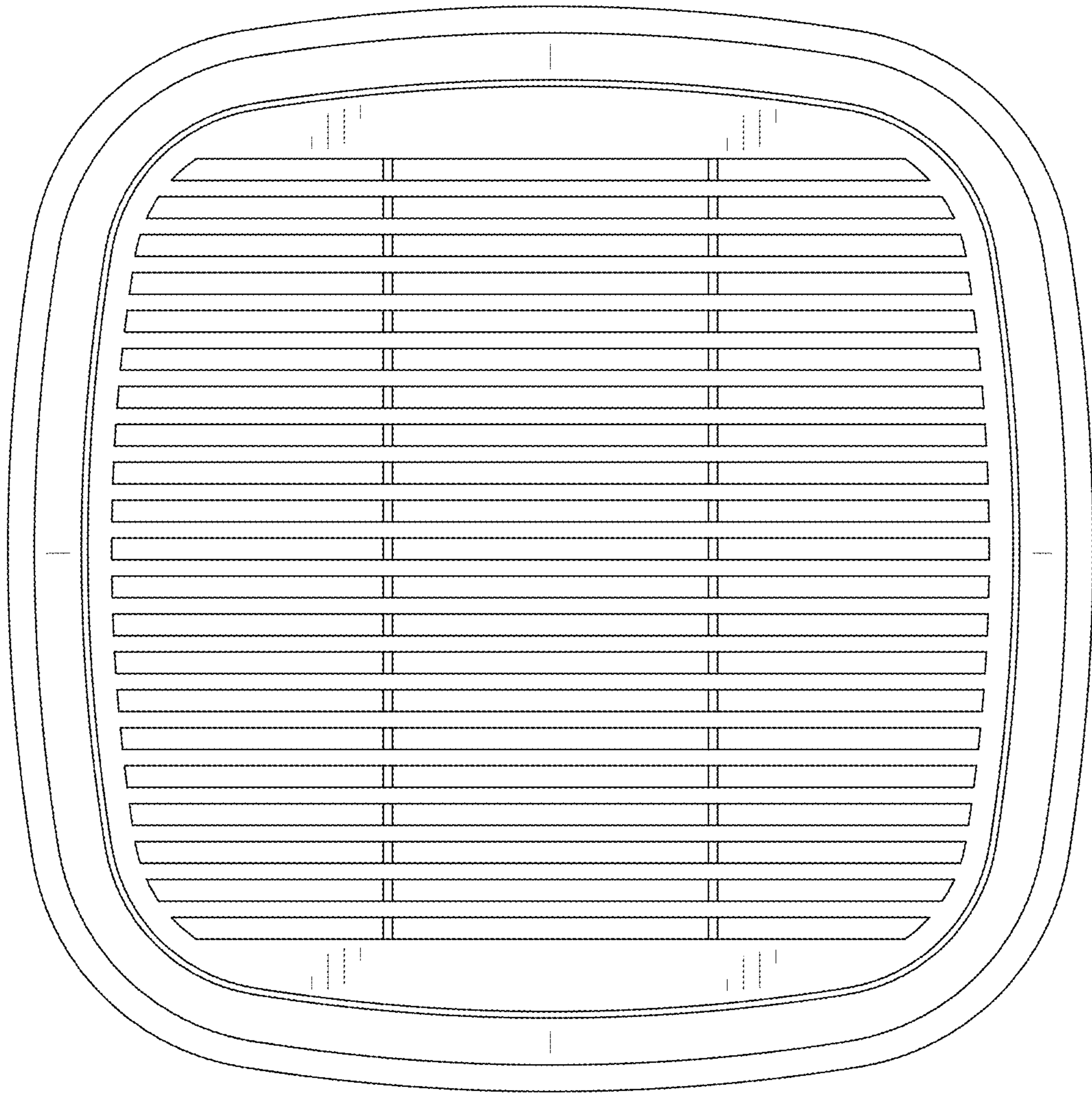


FIG. 7



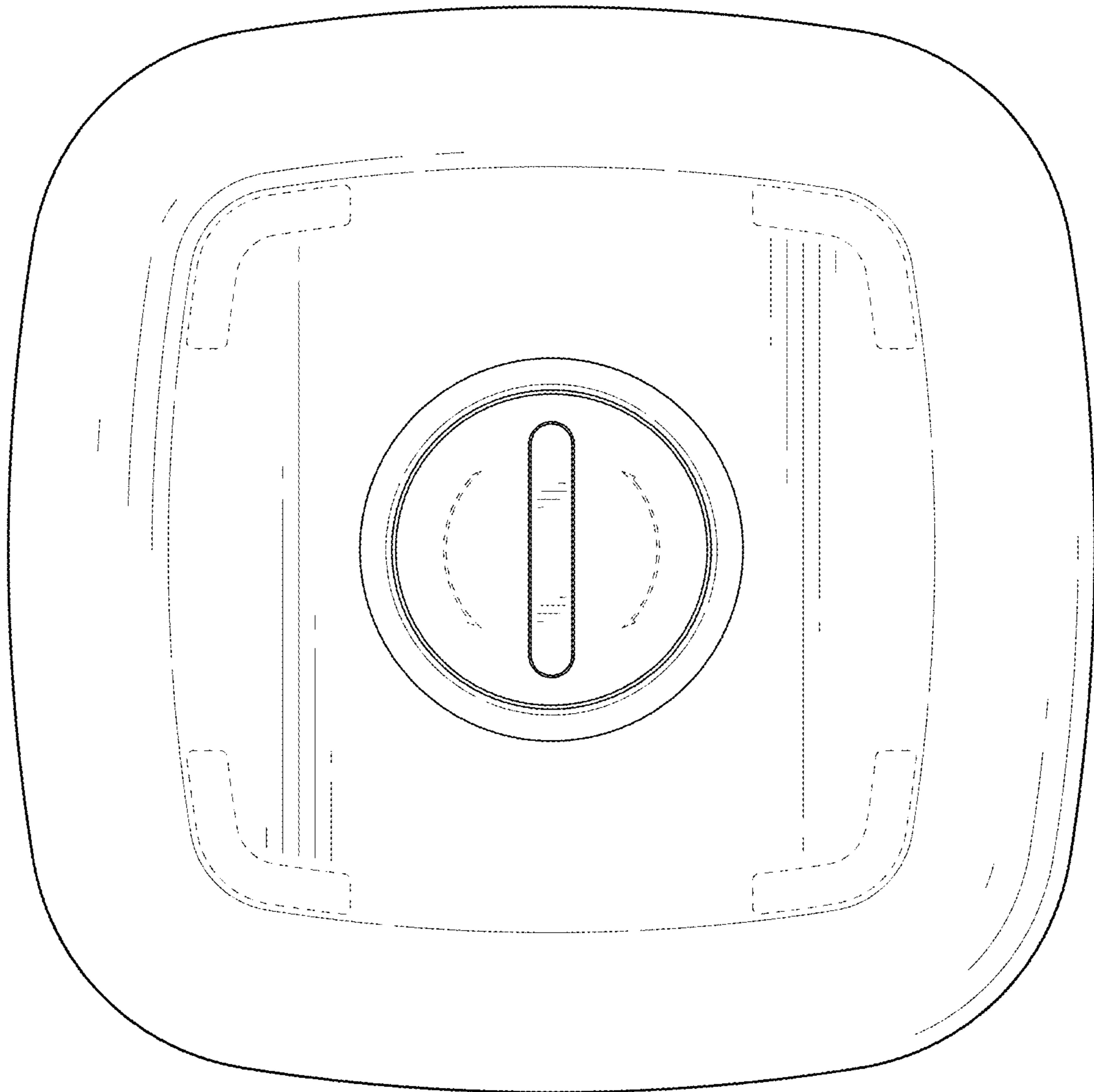


FIG. 8