



US00D912771S

(12) **United States Design Patent** (10) **Patent No.:** **US D912,771 S**
Qi (45) **Date of Patent:** **** Mar. 9, 2021**

(54) **FAUCET**

(71) Applicant: **Jing Qi**, Kaiping (CN)

(72) Inventor: **Jing Qi**, Kaiping (CN)

(**) Term: **15 Years**

(21) Appl. No.: **29/691,601**

(22) Filed: **May 17, 2019**

(51) **LOC (13) Cl.** **23-01**

(52) **U.S. Cl.**
USPC **D23/238**

(58) **Field of Classification Search**
USPC D23/238, 239, 240, 241, 242, 243, 249,
D23/250, 255, 256, 257; D6/524
CPC E03C 1/04; E03C 1/0401; E03C 1/0402;
E03C 1/0404; E03C 1/0405; E03C
1/0412; Y10T 137/9464
See application file for complete search history.

(56) **References Cited**

U.S. PATENT DOCUMENTS

D538,398 S *	3/2007	Lobermeier	D23/238
D667,933 S *	9/2012	Kwok	D23/238
D723,661 S *	3/2015	Zhang	D23/238
D810,241 S *	2/2018	Bennett	D23/238
D825,720 S *	8/2018	Zeng	D23/238
D830,517 S *	10/2018	Zhang	D23/238
D847,950 S *	5/2019	Zhang	D23/238
D847,951 S *	5/2019	Zhang	D23/238
D849,203 S *	5/2019	Zhang	D23/238

D853,529 S *	7/2019	Mai	D23/239
D863,507 S *	10/2019	Zhang	D23/238
D867,550 S *	11/2019	Chen	D23/257
2014/0020767 A1 *	1/2014	Nelson	E03C 1/04 137/15.01
2020/0157787 A1 *	5/2020	Benstead	E03C 1/0402
2020/0240126 A1 *	7/2020	Myers	E03C 1/0404

* cited by examiner

Primary Examiner — John A Voytek

(74) *Attorney, Agent, or Firm* — KA Filing LLC; Cynthia W. Flanigan

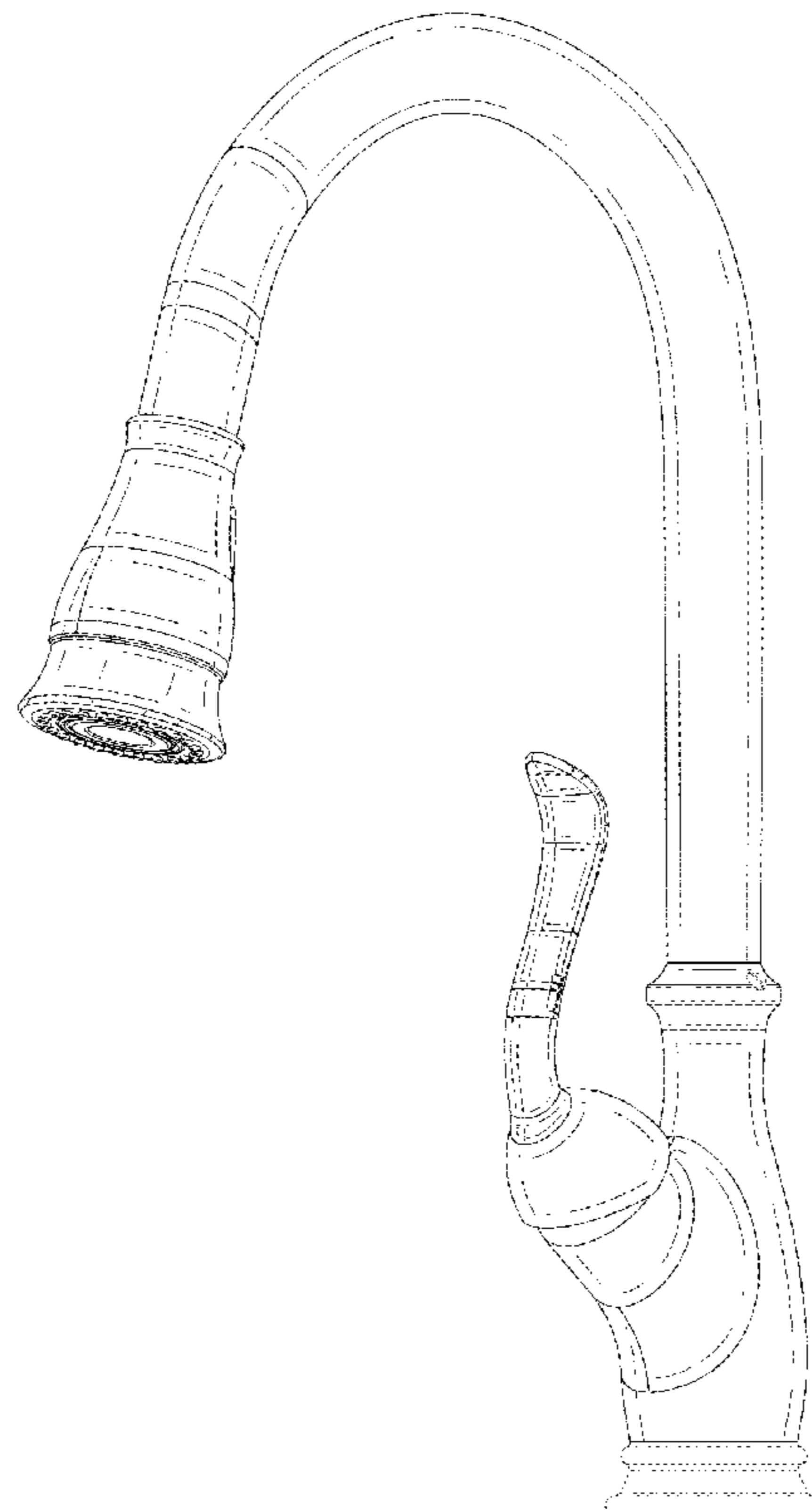
(57) **CLAIM**

I claim the ornamental design for a faucet, as shown and described.

DESCRIPTION

FIG. 1 is a Perspective view of a faucet showing my new design;
FIG. 2 is other Perspective view of the faucet as shown in FIG. 1;
FIG. 3 is a Front side view of the faucet as shown in FIG. 1;
FIG. 4 is a Back-side view of the faucet as shown in FIG. 1;
FIG. 5 is a Right-side view of the faucet as shown in FIG. 1;
FIG. 6 is a Left-side view of the faucet as shown in FIG. 1;
FIG. 7 is a Top view of the faucet as shown in FIG. 1; and,
FIG. 8 is a Bottom view of the faucet as shown in FIG. 1.
The broken-lines in the drawings show portions of the faucet that form no part of the claimed design.

1 Claim, 7 Drawing Sheets



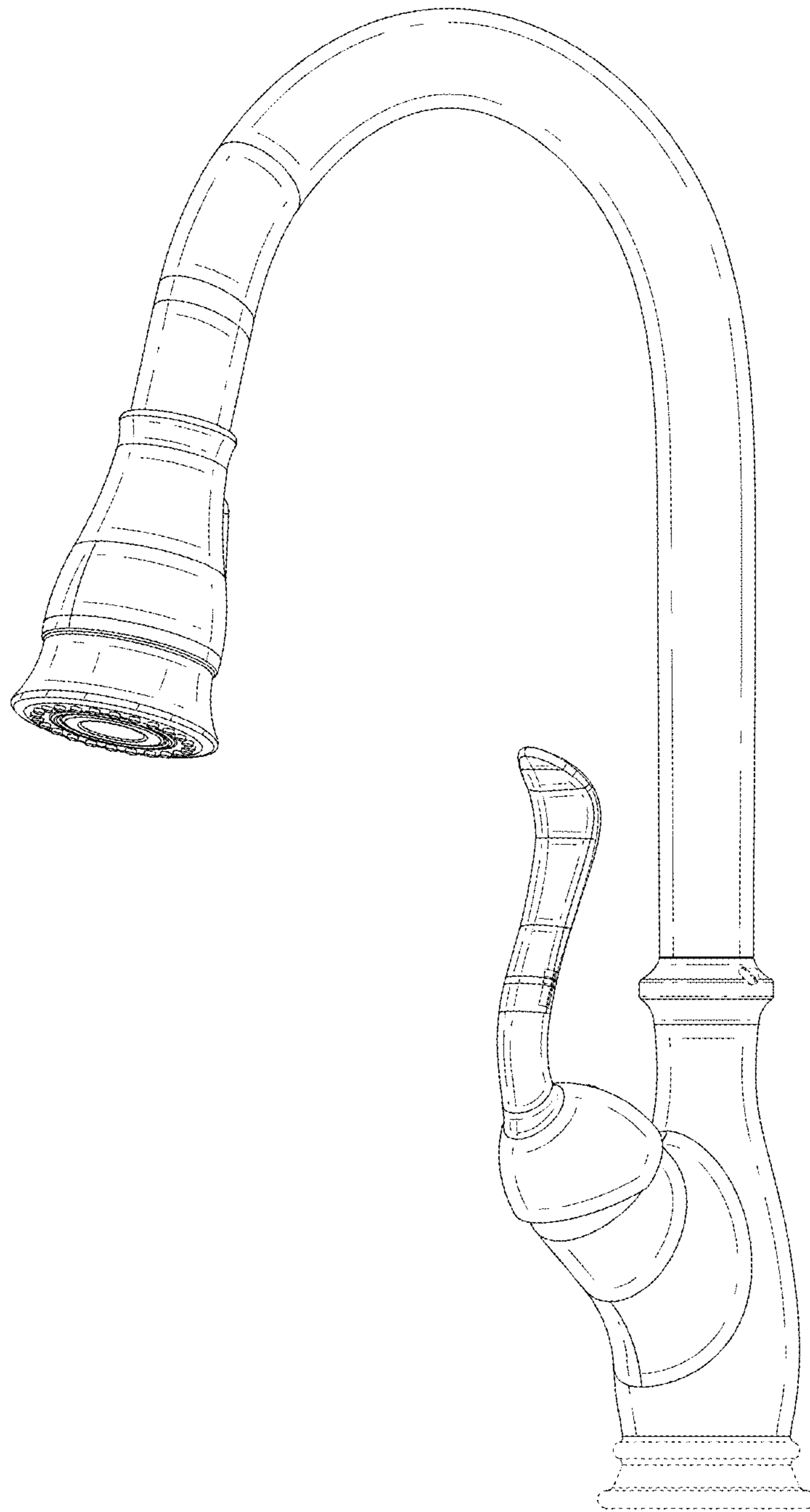


FIG. 1

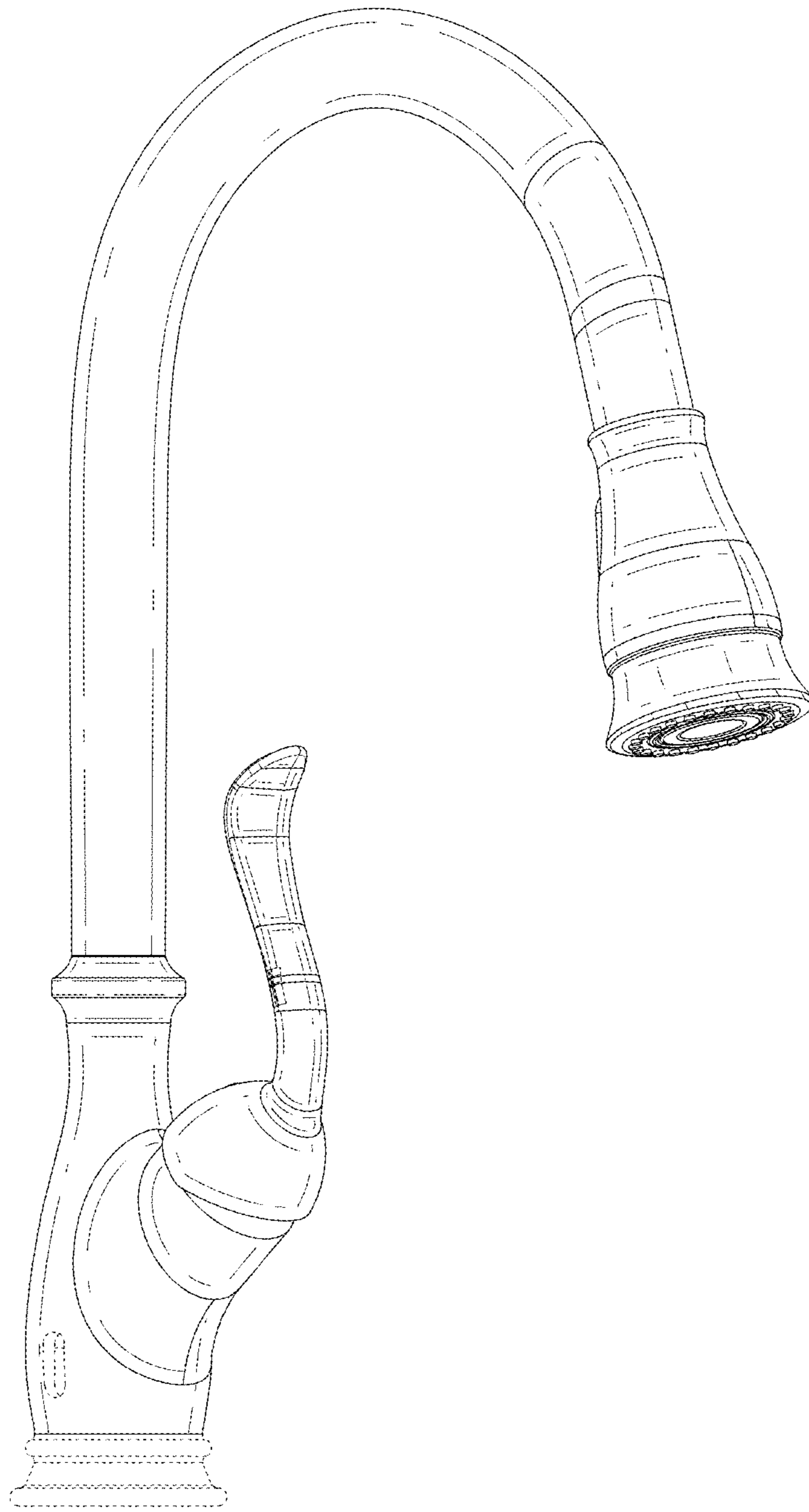


FIG. 2

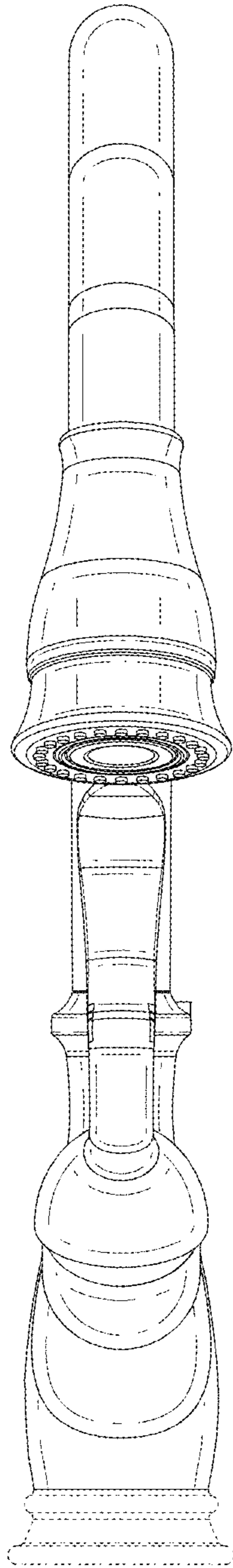


FIG. 3

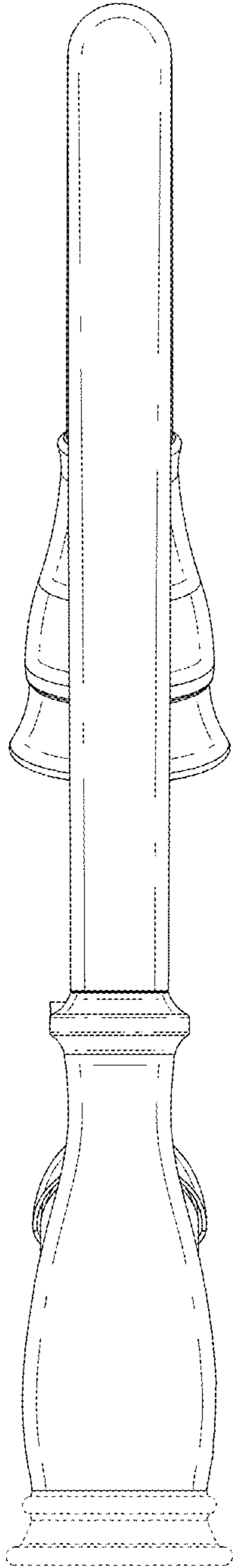


FIG. 4

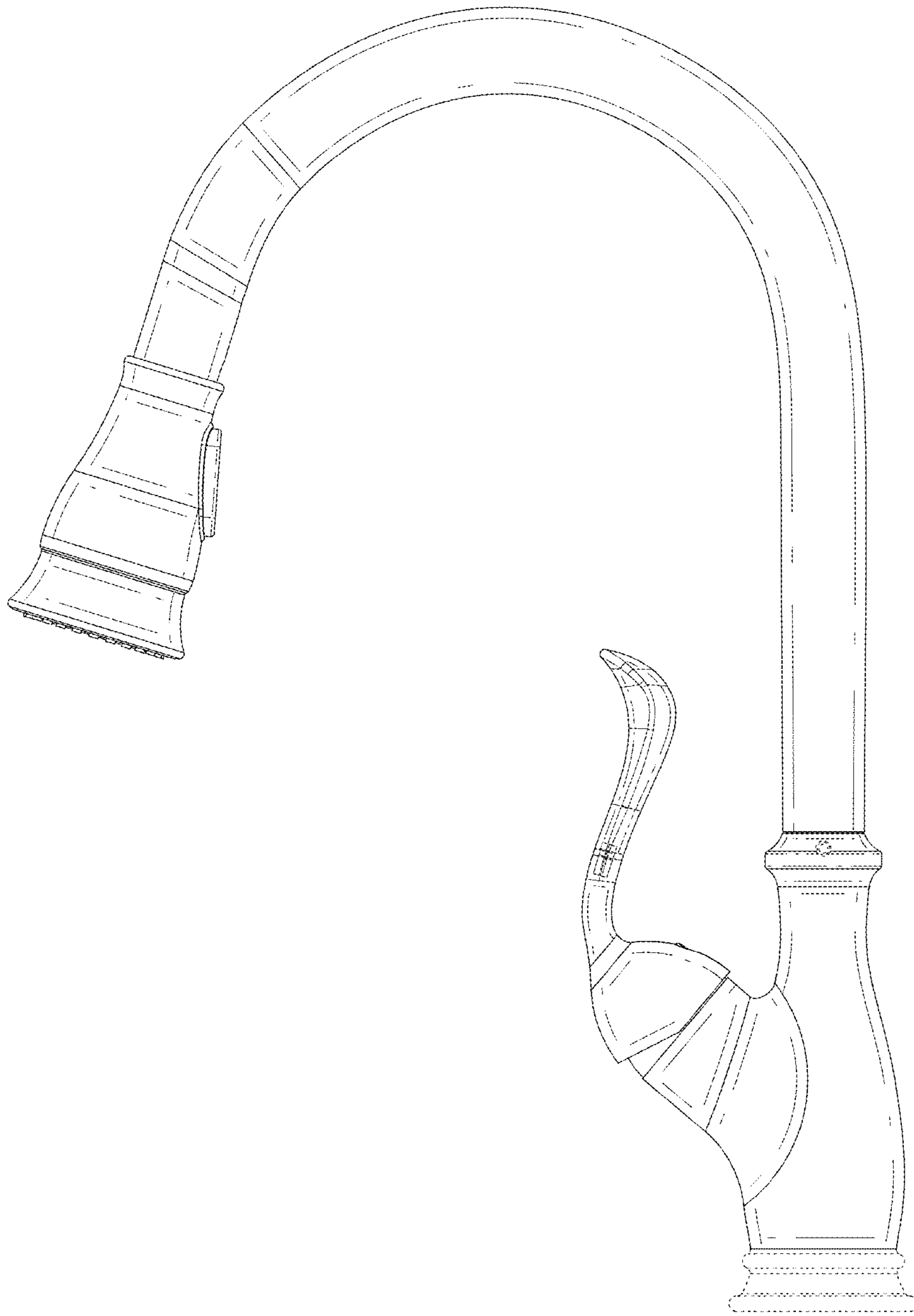


FIG. 5

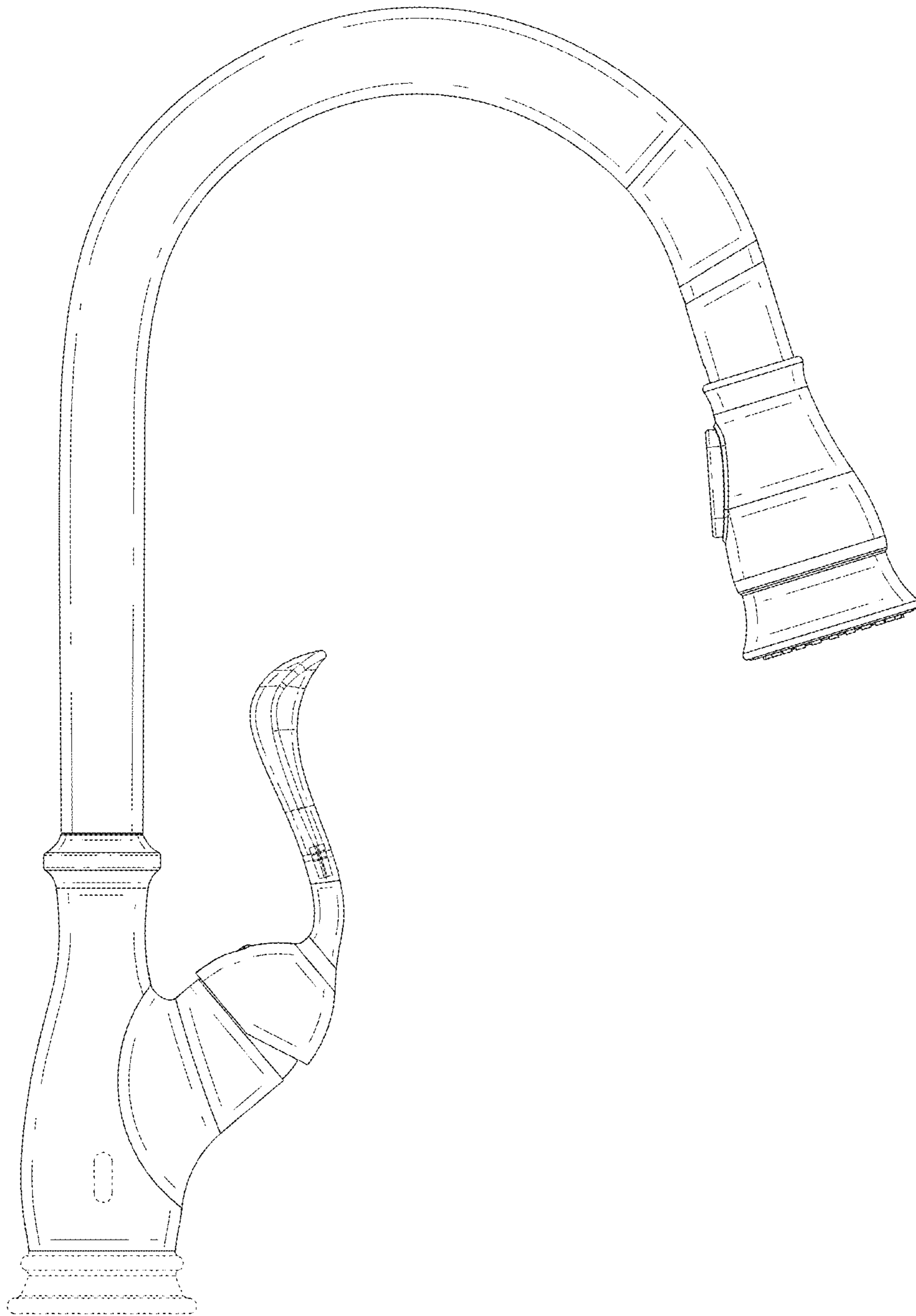


FIG. 6

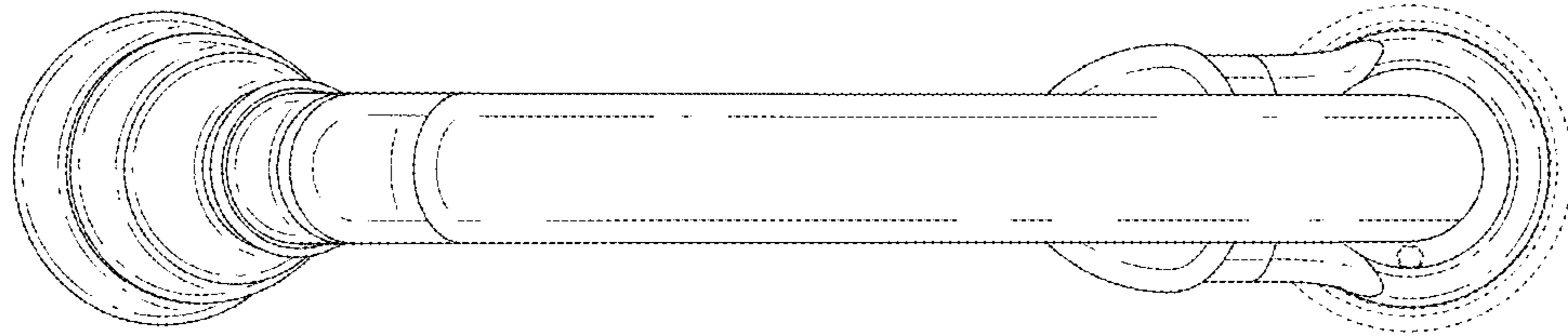


FIG. 7

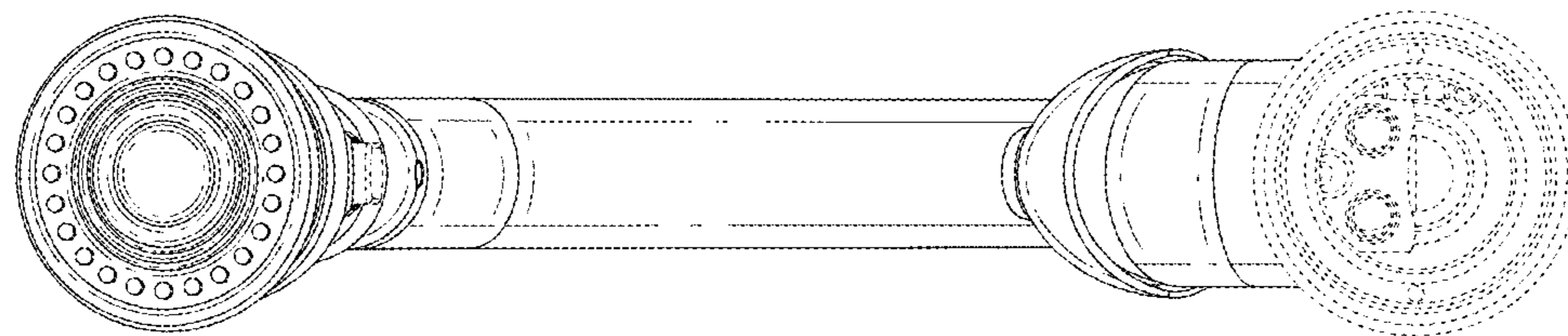


FIG. 8