



US00D912764S

(12) **United States Design Patent**
Downie et al.

(10) **Patent No.:** **US D912,764 S**
(45) **Date of Patent:** **** Mar. 9, 2021**

- (54) **FILTER**
- (71) Applicant: **ADEY HOLDINGS (2008) LIMITED**,
Cheltenham Gloucestershire (GB)
- (72) Inventors: **Simon Downie**, Cheltenham
Gloucestershire (GB); **Alan Ferry**,
Cheltenham Gloucestershire (GB);
Kashem Pathan, Worcester
Worcestershire (GB)
- (73) Assignee: **ADEY HOLDINGS (2008) LIMITED**,
Cheltenham Gloucestershire (GB)

- 5,065,901 A * 11/1991 Brane G01F 1/06
137/624.11
- 5,273,648 A * 12/1993 Caiozza B01D 35/06
210/222
- D370,712 S * 6/1996 Clark D23/260
- D371,140 S * 6/1996 Anderson D15/8
- 5,800,581 A * 9/1998 Gielink B01D 46/0002
55/385.3
- 5,879,549 A * 3/1999 Caiozza B01D 27/08
210/186
- D412,963 S * 8/1999 Nelsen F24D 19/0092
D23/207
- D519,601 S * 4/2006 Addison B01D 27/08
D23/209
- 7,107,894 B2 * 9/2006 Janczak C12H 1/16
210/222

(**) Term: **15 Years**

(Continued)

(21) Appl. No.: **29/675,440**

(22) Filed: **Jan. 2, 2019**

(30) **Foreign Application Priority Data**

- Jul. 4, 2018 (GB) 6038675
- (51) **LOC (13) Cl.** **23-01**
- (52) **U.S. Cl.**
USPC **D23/209**

- (58) **Field of Classification Search**
USPC D23/207, 209, 200, 2, 205, 210, 259,
D23/260, 261; D7/700
CPC B01D 35/14; B01D 35/30; B01D 35/0276;
B01D 35/027; B01D 29/085; B01D
2201/29; B01D 2201/30; B01D 2201/291;
B01D 2201/295; B01D 2201/296; B01D
2201/298; B01D 2201/301; B01D
2201/306; B01D 2201/309; C02F 1/002
See application file for complete search history.

(56) **References Cited**

U.S. PATENT DOCUMENTS

- D243,531 S * 3/1977 Strigle, Jr. D23/209
- D250,124 S * 10/1978 Glaspie D23/209

OTHER PUBLICATIONS

Adey USA, Adey unveils the MagnaClean DRX, press release date
Sep. 13, 2018 (Year: 2018).*

Primary Examiner — Sheryl Lane

Assistant Examiner — Calvin E Vansant

(74) *Attorney, Agent, or Firm* — Jacob M. Ward; Ward
Law Office LLC

(57) **CLAIM**

The ornamental design for a filter, as shown and described.

DESCRIPTION

FIG. 1 is a top perspective view of a filter, with a center
portion broken by jagged broken lines to indicate indeter-
minate length;

FIG. 2 is a top plan view of the filter shown in FIG. 1;

FIG. 3 is a bottom plan view thereof;

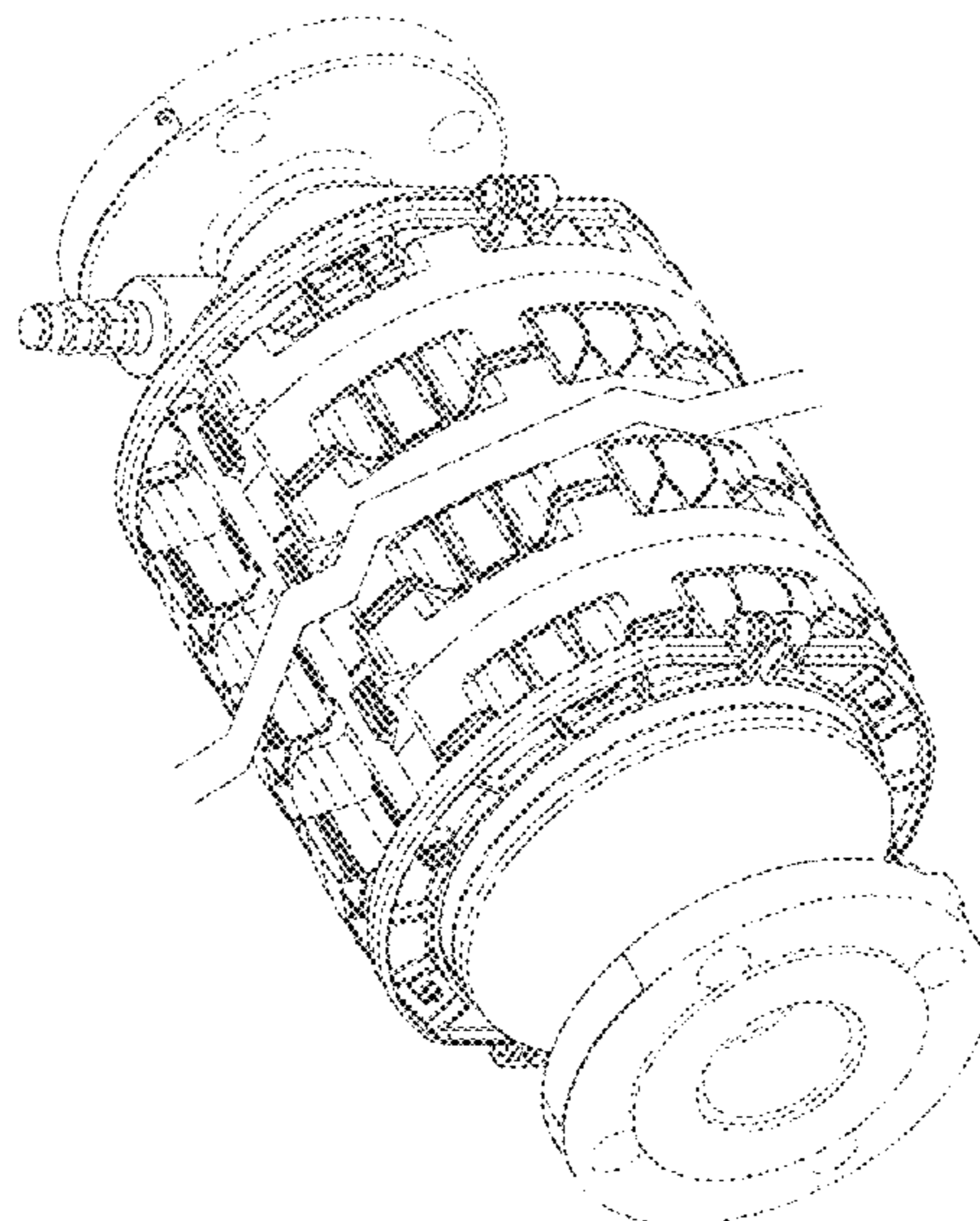
FIG. 4 is a front elevational view thereof;

FIG. 5 is a rear elevational view thereof;

FIG. 6 is a left side elevational view thereof; and,

FIG. 7 is a right side elevational view thereof.

1 Claim, 7 Drawing Sheets



(56)

References Cited

U.S. PATENT DOCUMENTS

7,662,282 B2 * 2/2010 Lee B03C 1/288
210/222
2019/0224688 A1 * 7/2019 Downie F24D 19/0092

* cited by examiner

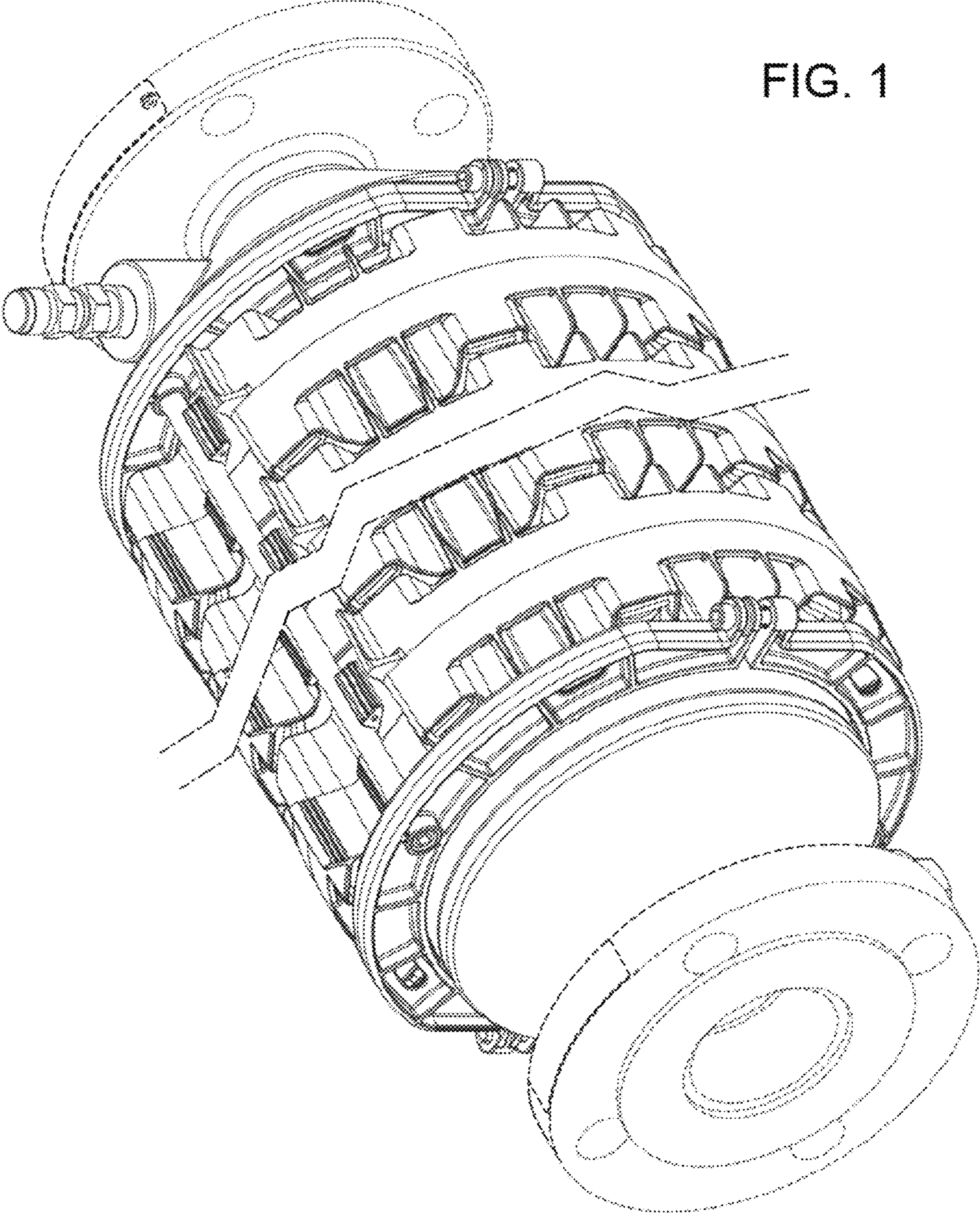


FIG. 1

FIG. 2

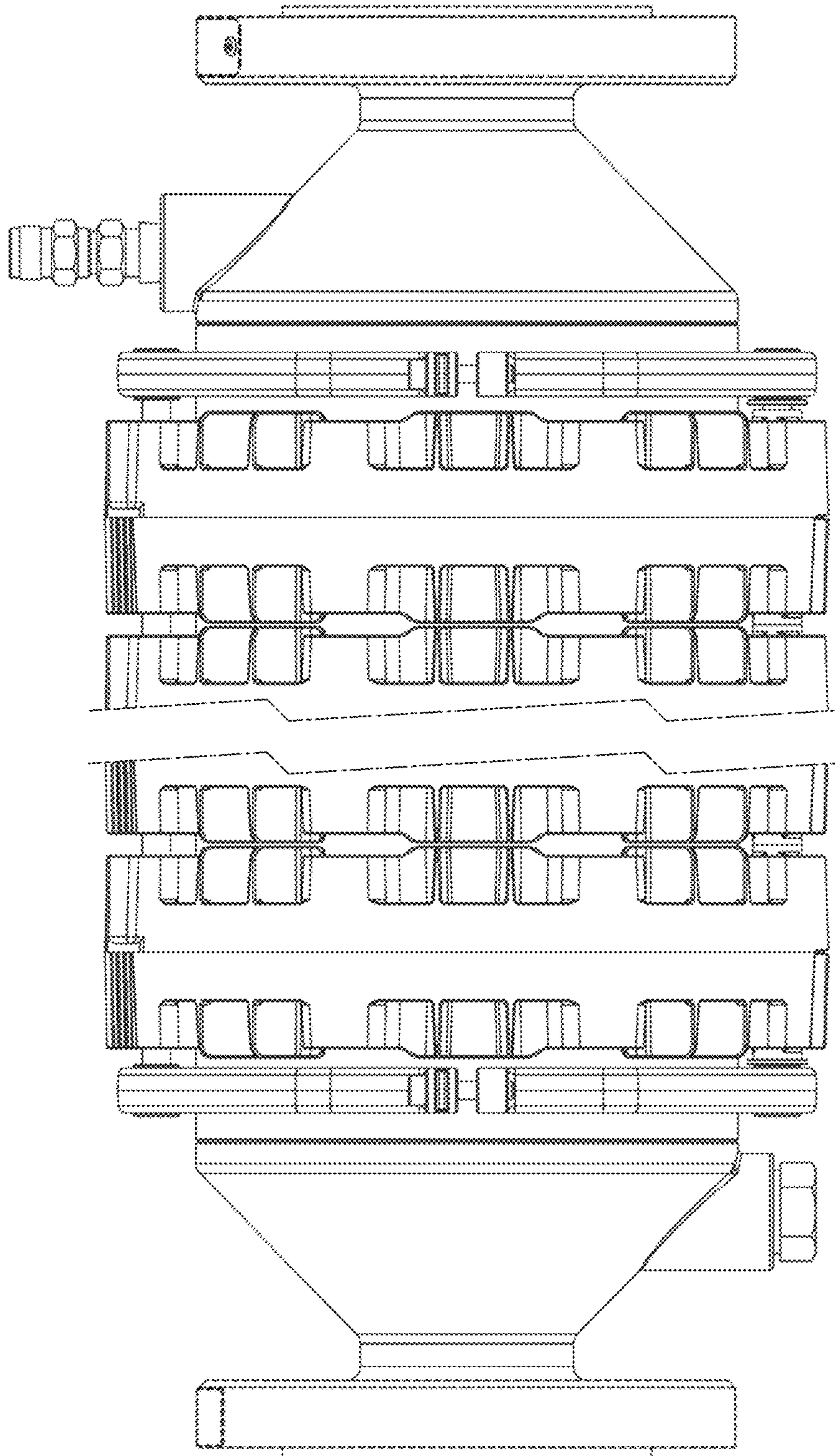
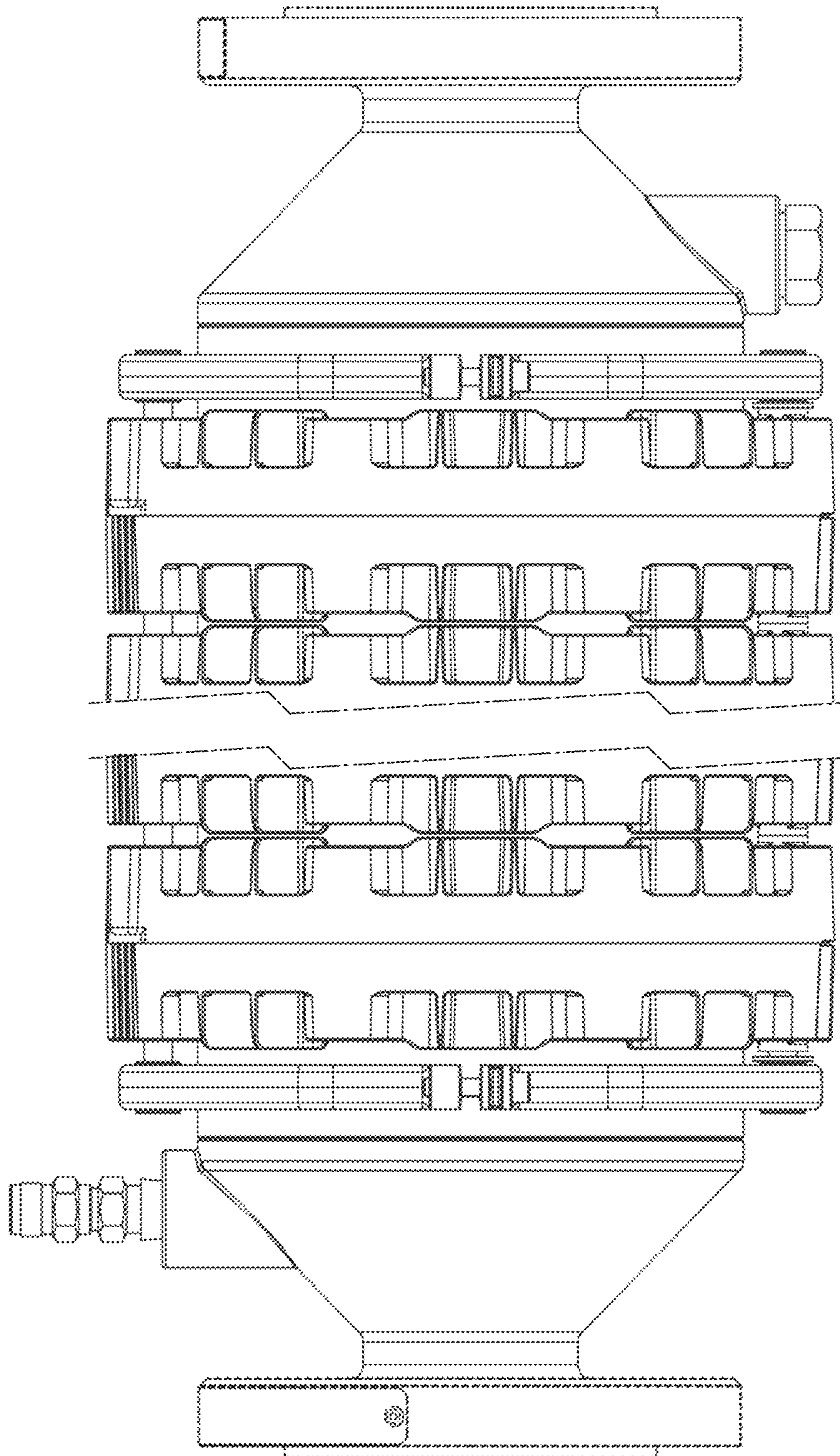


FIG. 3






FIG. 4

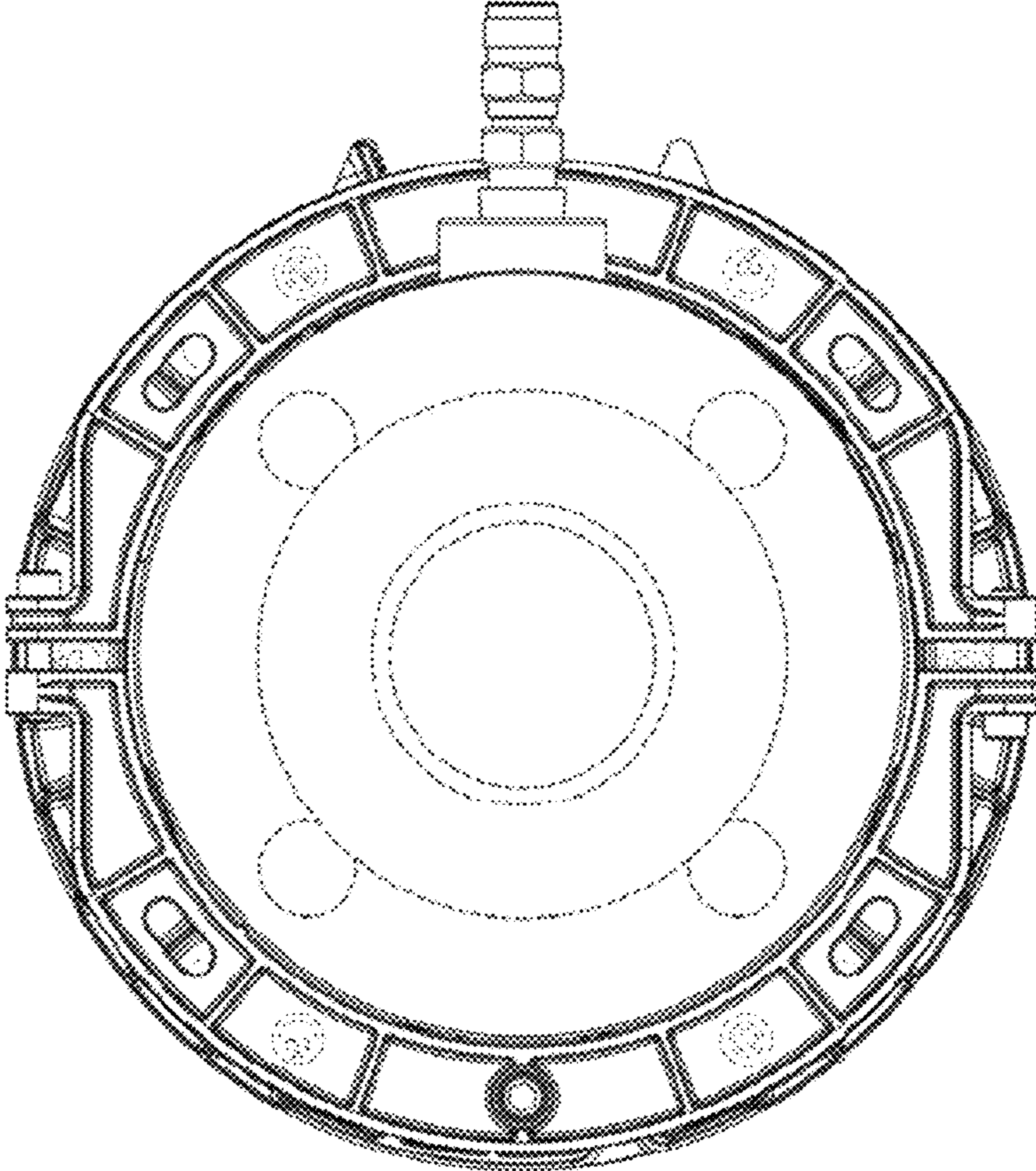


FIG. 5

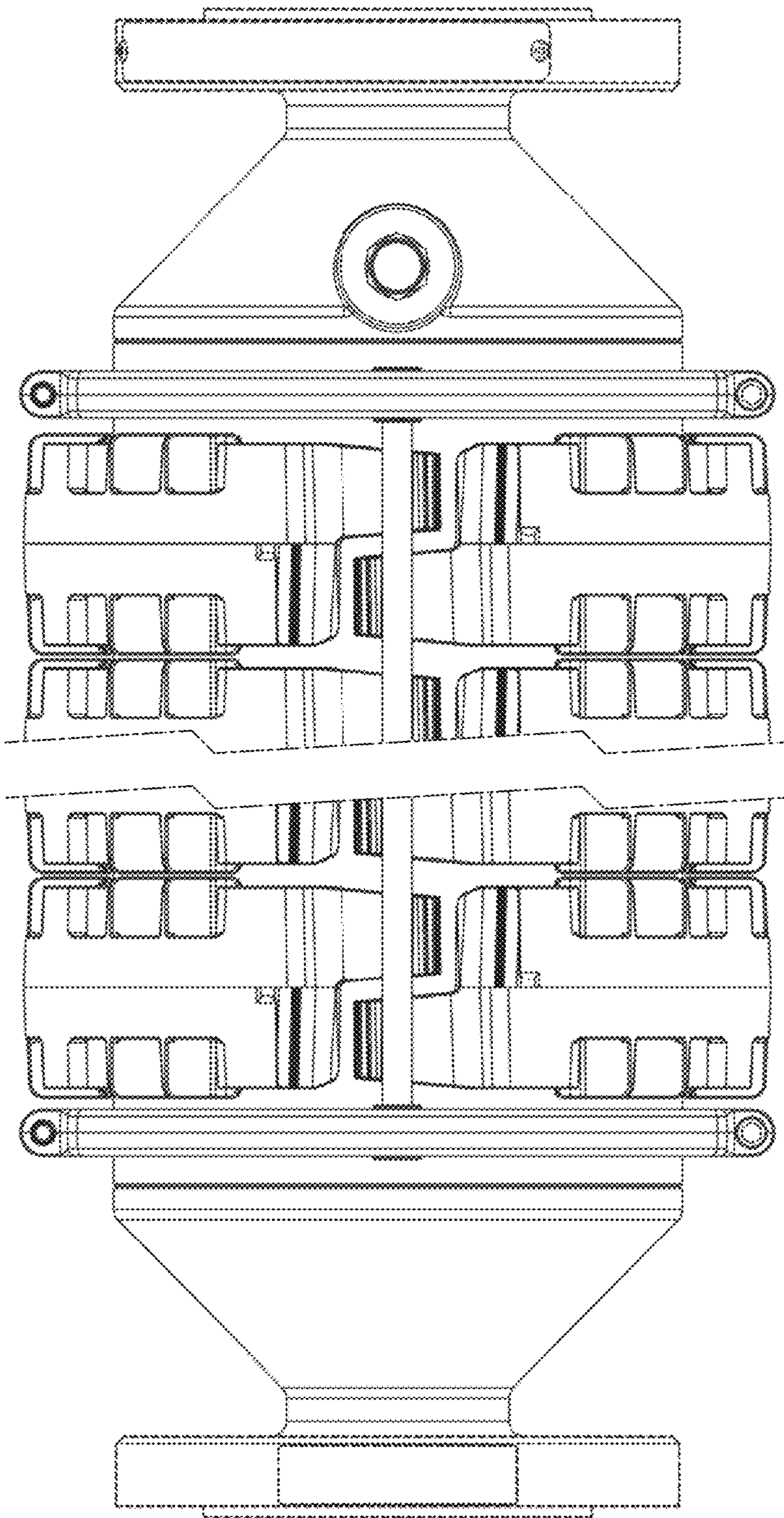


FIG. 6

FIG. 7

