



US00D912735S

(12) **United States Design Patent** (10) **Patent No.:** **US D912,735 S**
Talios et al. (45) **Date of Patent:** **** Mar. 9, 2021**

- (54) **PLUSH UNICORN RIDE-ON TOY**
- (71) Applicant: **Dynacraft BSC, Inc.**, Savannah, GA (US)
- (72) Inventors: **William Talios**, Fayetteville, AR (US); **John Bisges**, Buford, GA (US); **David Castrucci**, Napa, CA (US)
- (73) Assignee: **Dynacraft BSC, Inc.**, Port Wentworth, GA (US)
- (**) Term: **15 Years**
- (21) Appl. No.: **29/693,688**
- (22) Filed: **Jun. 4, 2019**

Related U.S. Application Data

- (63) Continuation of application No. 29/640,288, filed on Mar. 13, 2018, now Pat. No. Des. 879,206.
- (51) **LOC (13) Cl.** **21-01**
- (52) **U.S. Cl.**
USPC **D21/416**
- (58) **Field of Classification Search**
USPC D21/416, 429, 576, 591, 620
CPC A63G 13/06; A63G 19/00; A63G 13/08
See application file for complete search history.

(56) **References Cited**

U.S. PATENT DOCUMENTS

599,978 A ‡	3/1898	Tanner	B26M 3/08
				74/594
1,091,405 A ‡	3/1914	Trambley	B62M 3/08
				74/594
1,196,190 A ‡	8/1916	Warren	B62M 3/08
				74/594
1,276,139 A ‡	8/1918	Warren	B62M 3/08
				74/594
D258,319 S *	2/1981	Cox	D21/620
D258,371 S *	2/1981	Cox	D21/620

D267,727 S *	1/1983	Doe	D21/429
D269,986 S *	8/1983	Zacherle	D21/620
4,497,500 A *	2/1985	Mercurio	A63G 19/00
				280/1.13
D340,955 S *	11/1993	Hoffmaster	D21/429
D341,168 S *	11/1993	Martin	D21/429
D345,390 S *	3/1994	Spence, Jr.	D21/406
D359,314 S *	6/1995	Baerenwald	D21/429

(Continued)

FOREIGN PATENT DOCUMENTS

CN	2510392 Y ‡	9/2002
TW	477763 B ‡	3/2002

OTHER PUBLICATIONS

<https://www.amazon.com/Dynacraft-Stable-Buddies-Willow-Unicorn/dp/B075WQSC4G> (Year: 2018).*

Primary Examiner — Manpreet S Matharu
Assistant Examiner — Keith J Wilson
(74) *Attorney, Agent, or Firm* — Michael Best & Friedrich LLP

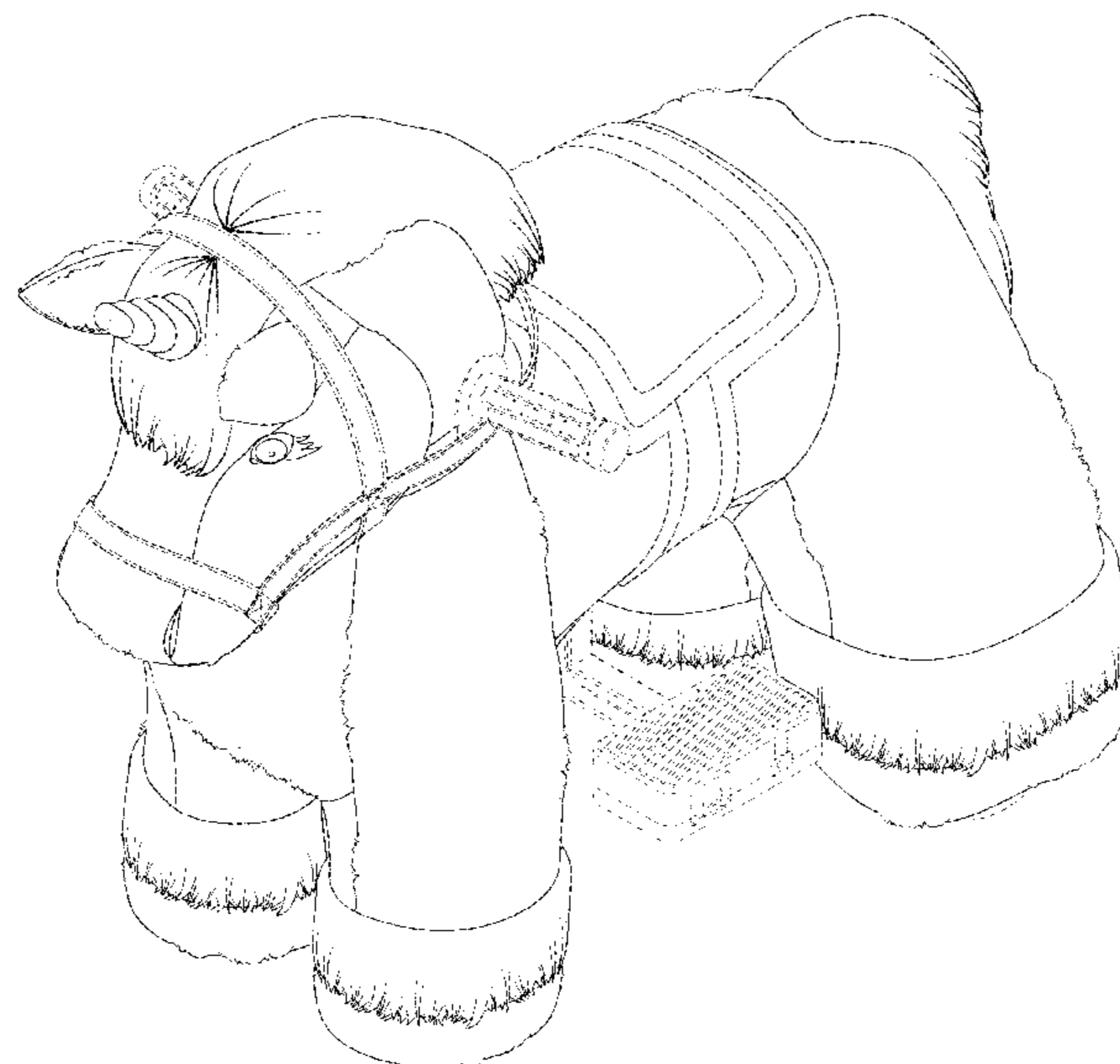
(57) **CLAIM**

The ornamental design for a plush unicorn ride-on toy, as shown and described.

DESCRIPTION

FIG. 1 is a front perspective view of the design; FIG. 2 is a rear perspective view of FIG. 1; FIG. 3 is a front elevational view of FIG. 1; FIG. 4 is a rear elevational view of FIG. 1; FIG. 5 is a left-side elevational view of FIG. 1; FIG. 6 is a right-side elevational front view of FIG. 1; and, FIG. 7 is a top plan view of FIG. 1. The broken lines shown on the drawings depict portions of the plush unicorn ride-on toy that form no part of the claimed design.

1 Claim, 7 Drawing Sheets



(56)

References Cited

U.S. PATENT DOCUMENTS

D403,716	S	*	1/1999	Loots	D21/416
D410,703	S	*	6/1999	Kiss	D21/416
D418,179	S	*	12/1999	Hansen	D21/620
D432,181	S	*	10/2000	Barber	D21/416
7,228,761	B1	‡	6/2007	Chen	B62K 15/006 74/594
D545,915	S	*	7/2007	Kurth	D21/416
D636,034	S	*	4/2011	Oestreicher	D21/620
D669,544	S	*	10/2012	Hornsby	D21/620
D733,810	S	*	7/2015	Song	D21/620
D879,206	S	*	3/2020	Talios	D21/429
D879,207	S	*	3/2020	Talios	D21/429
2004/0007089	A1	‡	1/2004	Fan	B62K 15/00 74/594
2008/0070710	A1	*	3/2008	Drosendahl	A63G 13/02 472/102
2008/0132343	A1	*	6/2008	Blumenthal	A63G 13/08 472/103
2014/0206465	A1	*	7/2014	Gibson	A63G 13/06

* cited by examiner

‡ imported from a related application



FIG.1

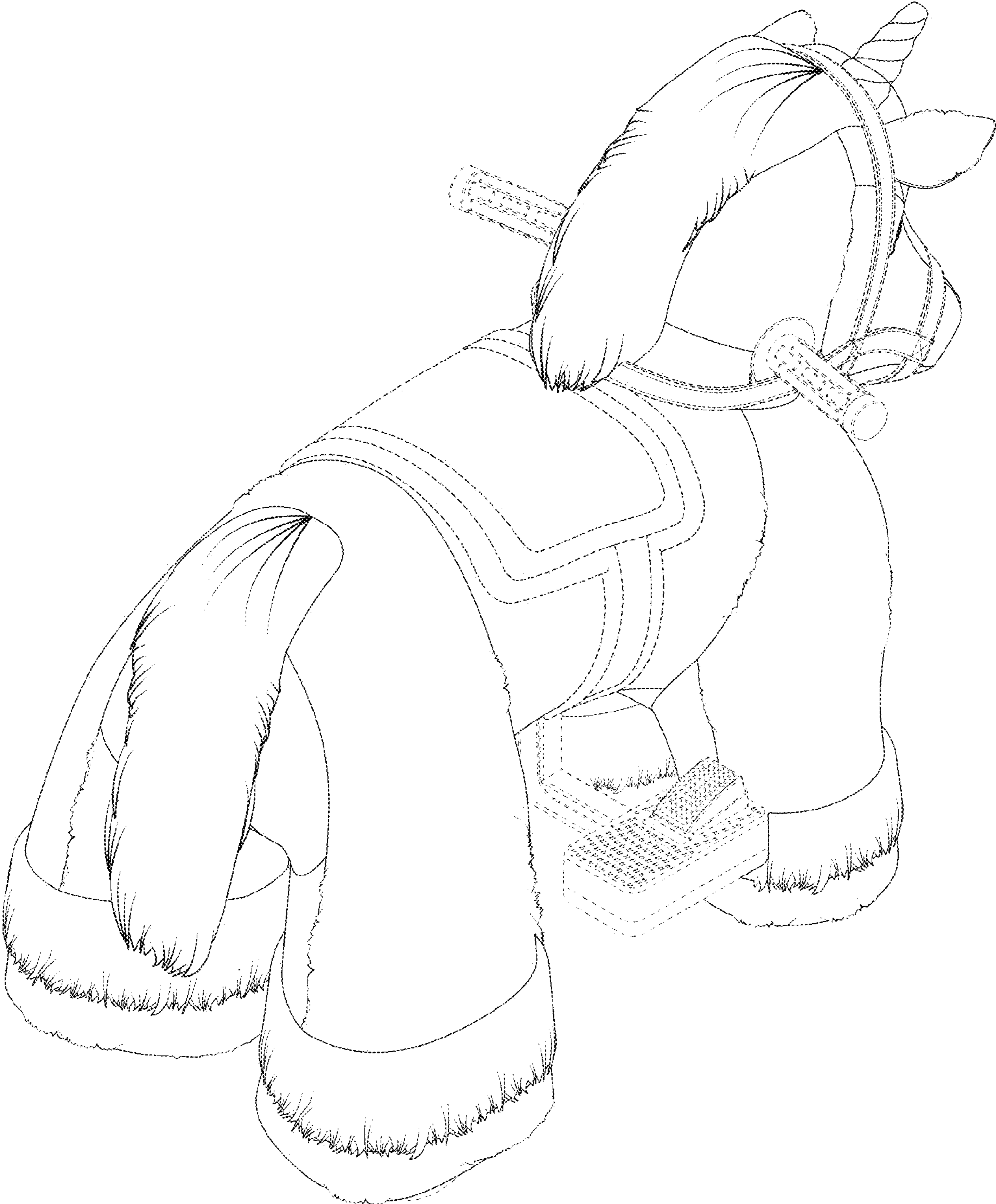


FIG.2

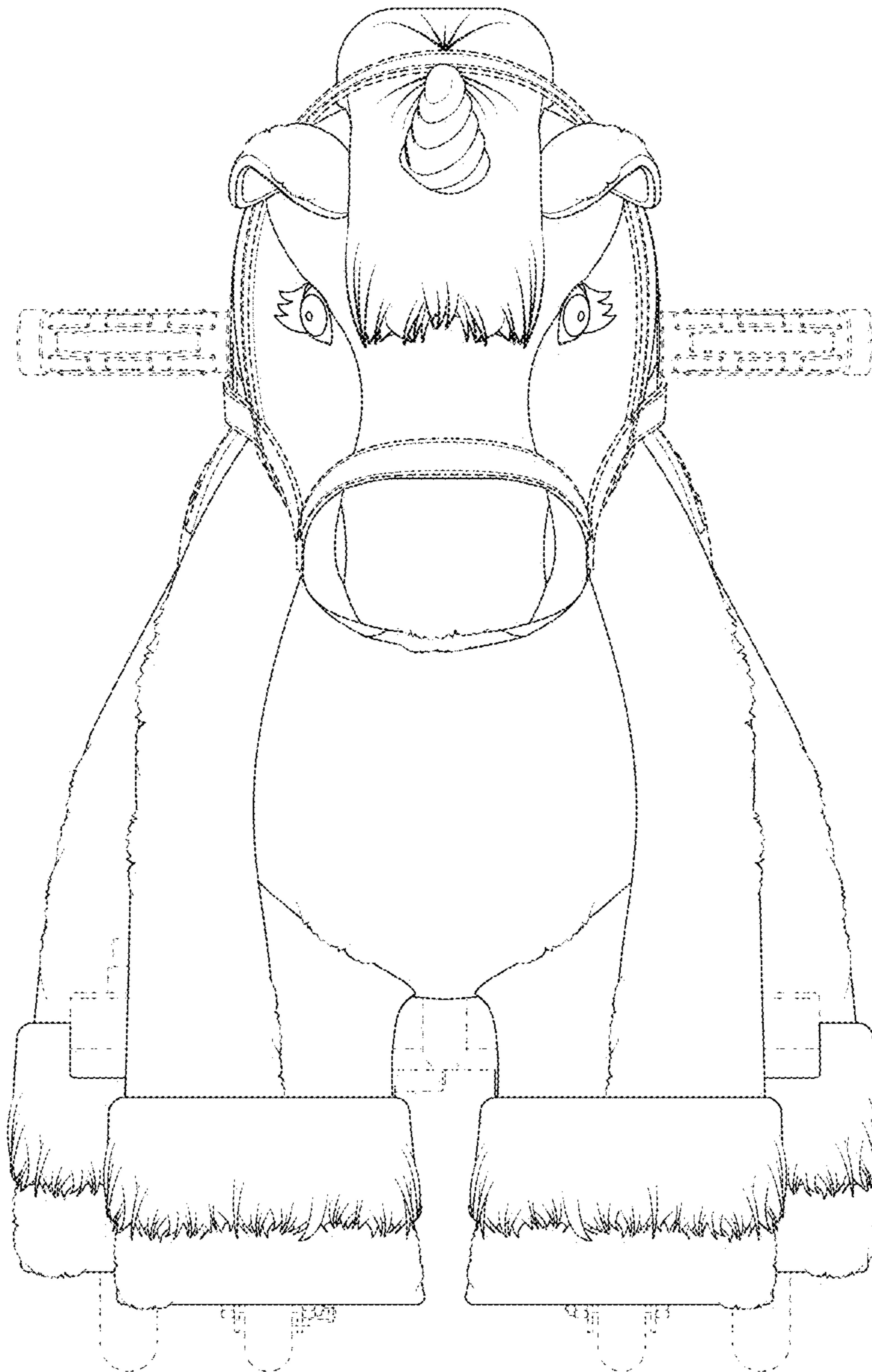


FIG.3

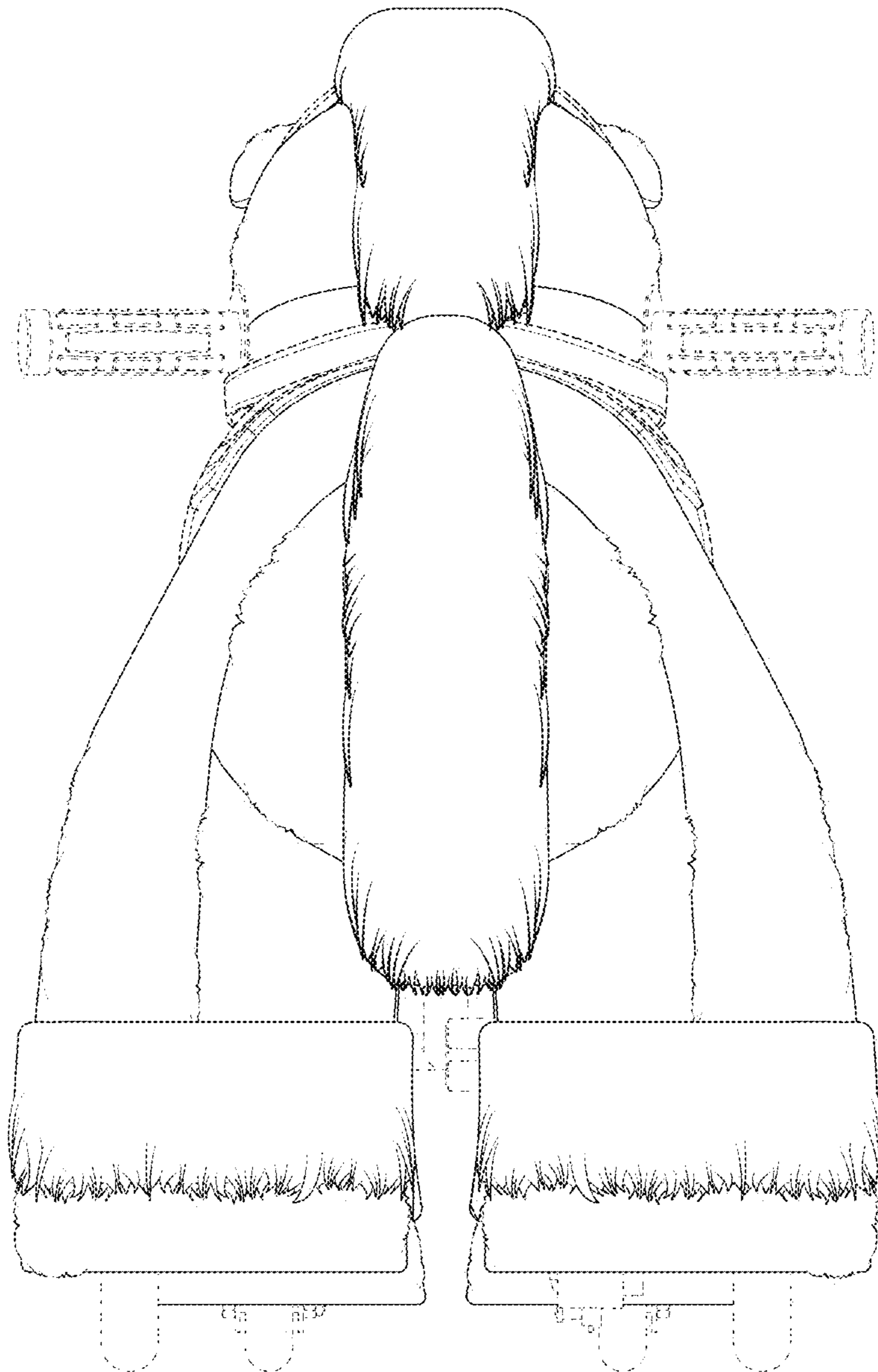


FIG.4

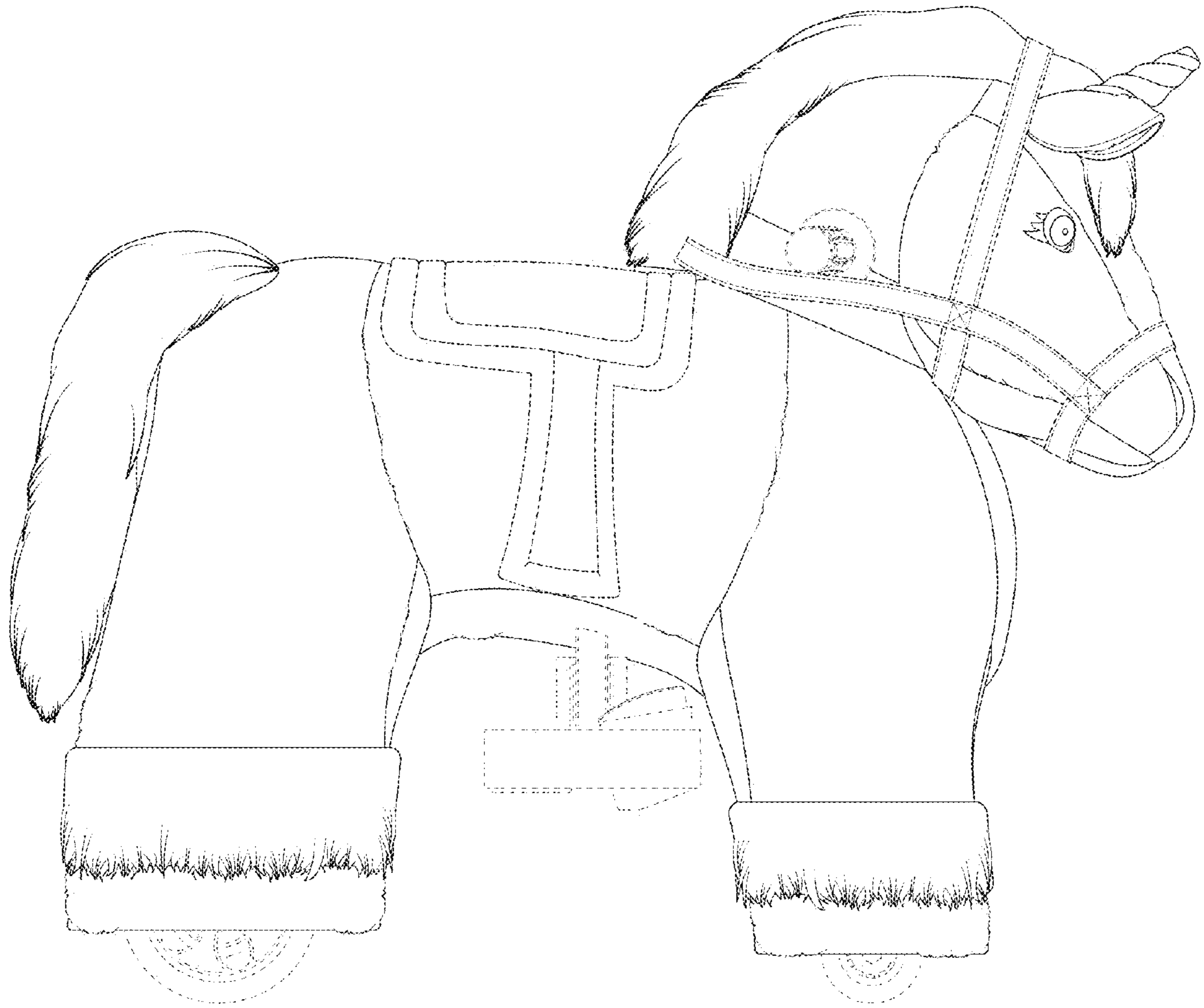


FIG.5

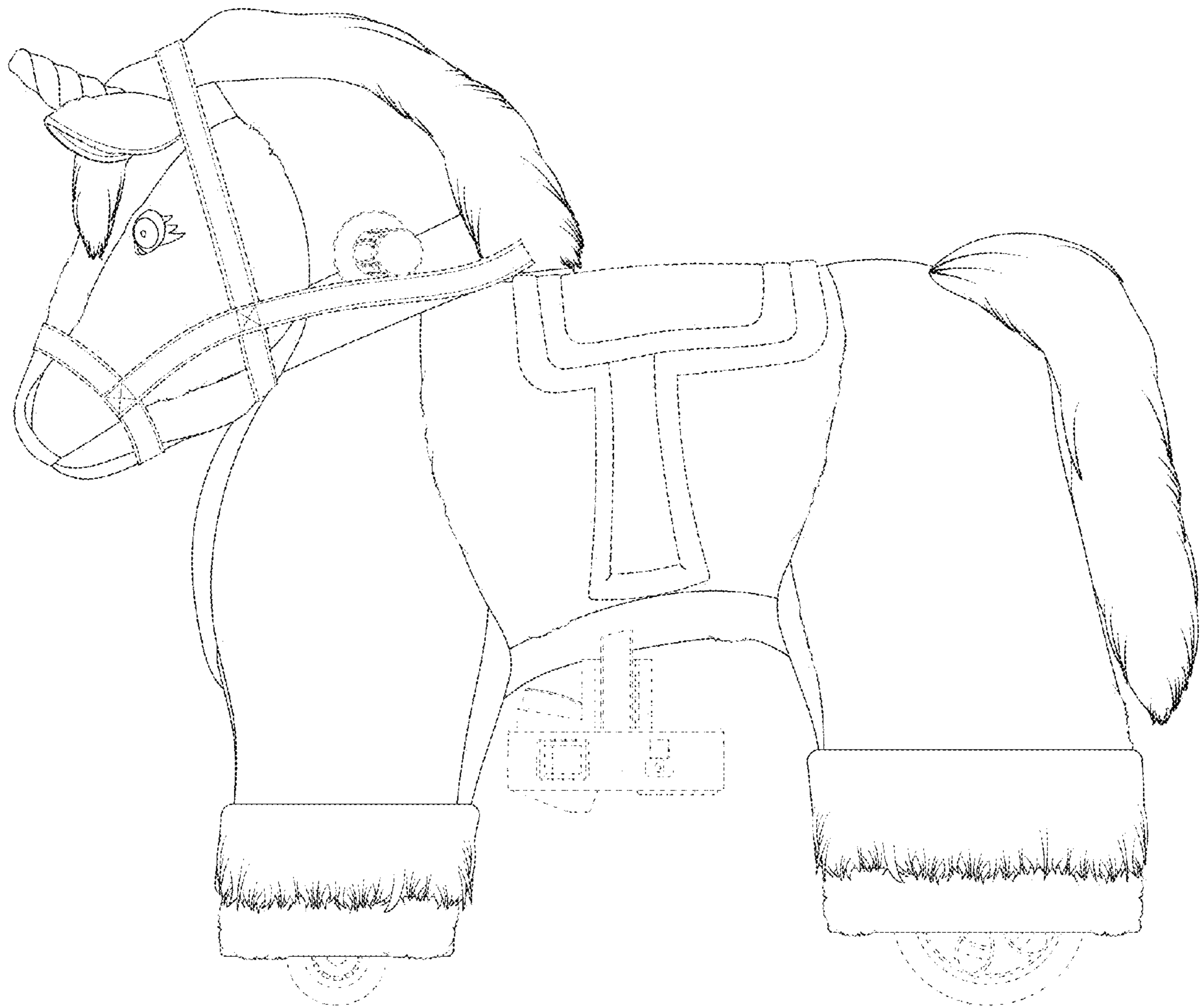


FIG.6

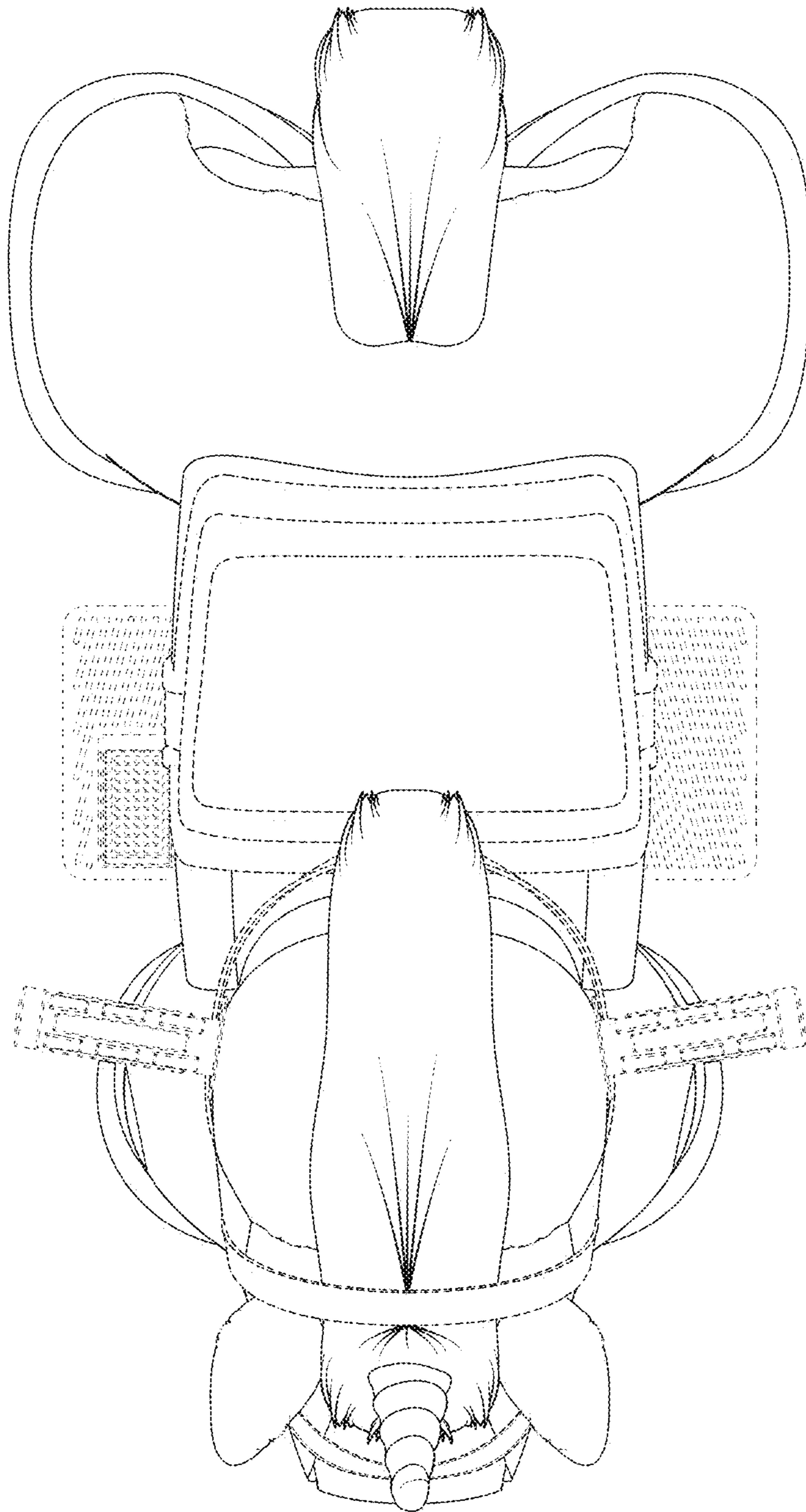


FIG.7