



US00D912728S

(12) **United States Design Patent**
Han

(10) **Patent No.:** **US D912,728 S**

(45) **Date of Patent:** **** Mar. 9, 2021**

(54) **FLASH CARD SET**

(71) Applicant: **Bright Junior Media Sp.zo.o Sp.K.**,
Cracow Malopolskie (PL)

(72) Inventor: **Justyna Han**, Cracow (PL)

(73) Assignee: **Bright Junior Media Sp.zo.o Sp.K.**,
Cracow Malopolskie (PL)

(**) Term: **15 Years**

(21) Appl. No.: **29/696,278**

(22) Filed: **Jun. 26, 2019**

(51) **LOC (13) Cl.** **19-07**

(52) **U.S. Cl.**
USPC **D19/59**

(58) **Field of Classification Search**
USPC D19/59-64; D21/373, 650
(Continued)

(56) **References Cited**

U.S. PATENT DOCUMENTS

1,228,889 A * 6/1917 Humphreys G09B 19/02
434/205
1,598,611 A * 9/1926 Humphreys A63F 9/0413
273/146

(Continued)

FOREIGN PATENT DOCUMENTS

CN 305662481 * 3/2020
DE 3115334 A1 * 11/1982 A63F 3/04
(Continued)

OTHER PUBLICATIONS

Doman Mom. Link: <https://domanmom.com/newborn-black-white-patterns/>. Visited May 29, 2020. Black & White & Red Patterns for Your Newborn (Free Printable). (Year: 2020).*

Primary Examiner — Lauren D McVey

(74) *Attorney, Agent, or Firm* — Kaplan Breyer Schwarz, LLP

(57) **CLAIM**

The ornamental design for the flash card set, as shown and described.

DESCRIPTION

The file of this patent contains at least one drawing/photograph executed in color. Copies of this patent with color drawing(s)/photograph(s) will be provided by the Office upon request and payment of the necessary fee.

FIG. 1 is a front side view of the first flash card of a flash card set showing my new design.

FIG. 2 is a front side view of the second flash card thereof;

FIG. 3 is a front side view of the third flash card thereof;

FIG. 4 is a front side view of the fourth flash card thereof;

FIG. 5 is a front side view of the fifth flash card thereof;

FIG. 6 is a front side view of the sixth flash card thereof;

FIG. 7 is a front side view of the seventh flash card thereof;

FIG. 8 is a front side view of the eighth flash card thereof;

FIG. 9 is a front side view of the ninth flash card thereof;

FIG. 10 is a front side view of the tenth flash card thereof;

FIG. 11 is a front side view of the eleventh flash card thereof;

FIG. 12 is a front side view of the twelfth flash card thereof;

FIG. 13 is a front side view of the thirteenth flash card thereof;

FIG. 14 is a front side view of the fourteenth flash card thereof;

FIG. 15 is a front side view of the fifteenth flash card thereof;

FIG. 16 is a front side view of the sixteenth flash card thereof;

FIG. 17 is a front side view of the seventeenth flash card thereof;


FIG. 18 is a front side view of the eighteenth flash card thereof;

FIG. 19 is a front side view of the nineteenth flash card thereof; and,

FIG. 20 is a front side view of the flash card set showing my new design in a combined state.

The surface is flat and of no substantial thickness.

(Continued)



The broken lines depict the bounds of the claimed design and form no part of the claimed design.

**1 Claim, 20 Drawing Sheets
(20 of 20 Drawing Sheet(s) Filed in Color)**

(58) Field of Classification Search

CPC ... G06C 1/00; G09B 1/02; G09B 1/10; G09B 1/14; G09B 1/20; G09B 19/00; G09B 19/02; G09B 9/02; A44C 5/0015; A63B 71/0672; A63F 3/04; A63F 3/0478; A63F 3/00634; A63F 9/0098; A63F 9/06

See application file for complete search history.

(56)

References Cited

U.S. PATENT DOCUMENTS

2,452,341 A * 10/1948 Wasserman A63F 3/00261
273/273
3,677,548 A * 7/1972 Hincz A63F 3/00574
273/273

3,921,330 A * 11/1975 Drieze A63F 9/06
446/118
4,202,548 A * 5/1980 Reitz A63F 3/04
273/272
D383,799 S * 9/1997 Beaumier D21/373
5,803,461 A * 9/1998 Pavlovic A63F 9/1204
273/146
D621,878 S * 8/2010 Weiss D19/59
D750,707 S * 3/2016 Crawford D19/59
D841,090 S * 2/2019 Cloyd D19/62
D846,635 S * 4/2019 Turner G09B 5/02
D19/59
2014/0087337 A1 * 3/2014 Mirahmadi G09B 19/22
434/128

FOREIGN PATENT DOCUMENTS

DE 19902544 A1 * 8/2000 G09B 1/06
EP 2056274 A1 * 5/2009 G09B 1/06
FR 692315 A * 11/1930 A63F 9/0413
WO WO-2019009602 A1 * 1/2019 A63F 3/04

* cited by examiner




FIGURE 1




FIGURE 2




FIGURE 3



FIGURE 4




FIGURE 5




FIGURE 6




FIGURE 7




FIGURE 8




FIGURE 9




FIGURE 10




FIGURE 11




FIGURE 12

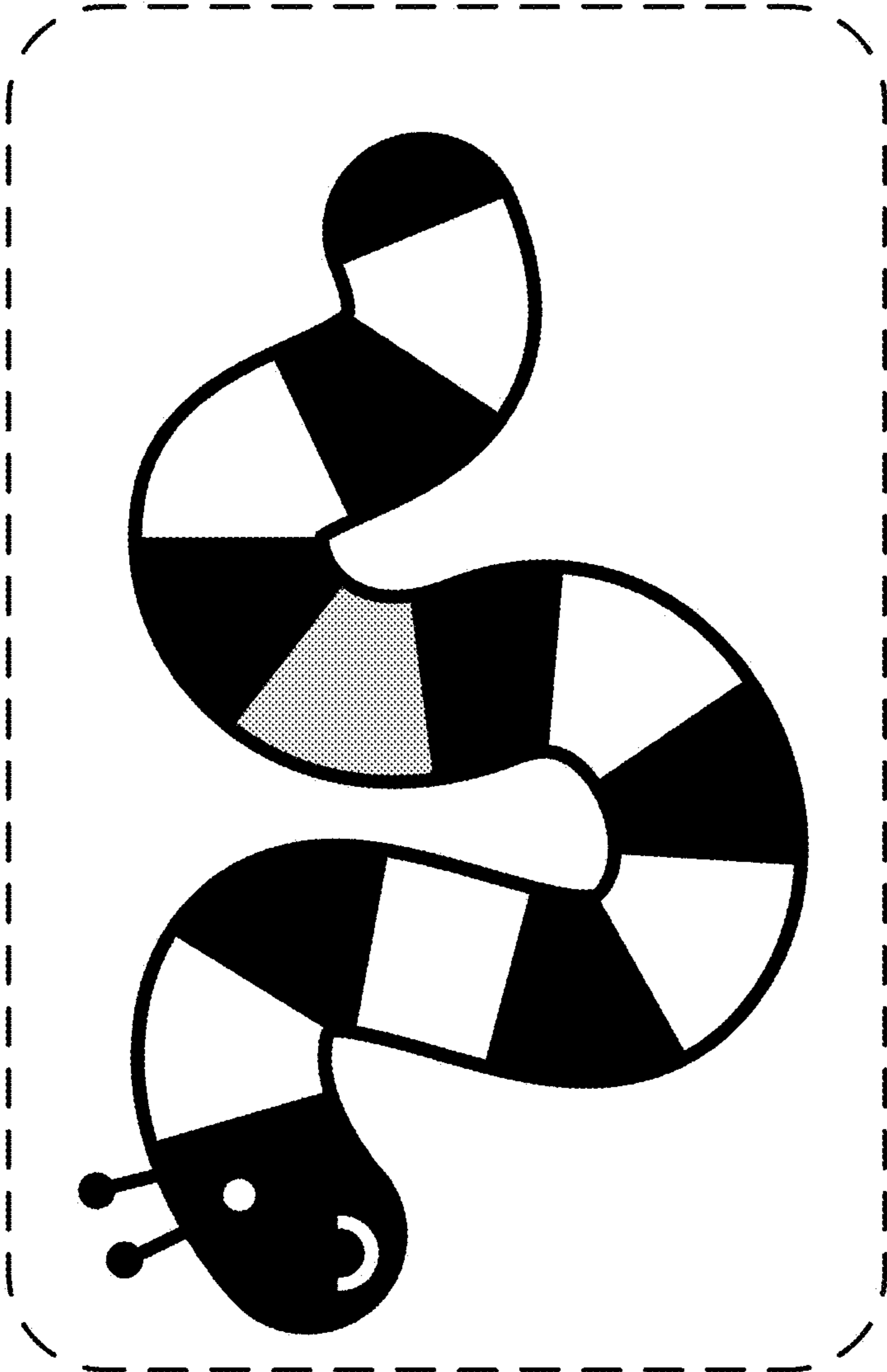


FIGURE 13




FIGURE 14




FIGURE 15




FIGURE 16

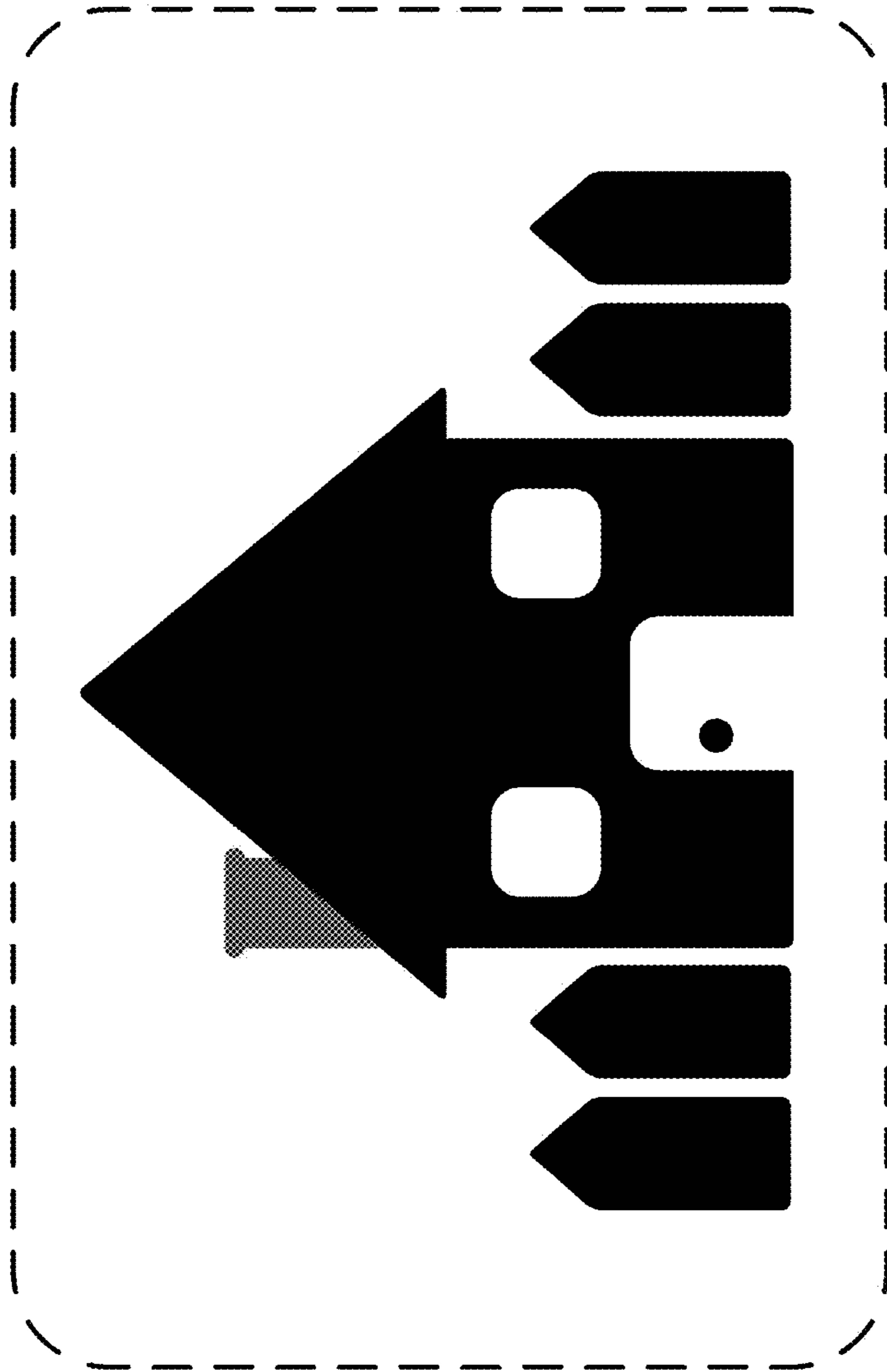


FIGURE 17

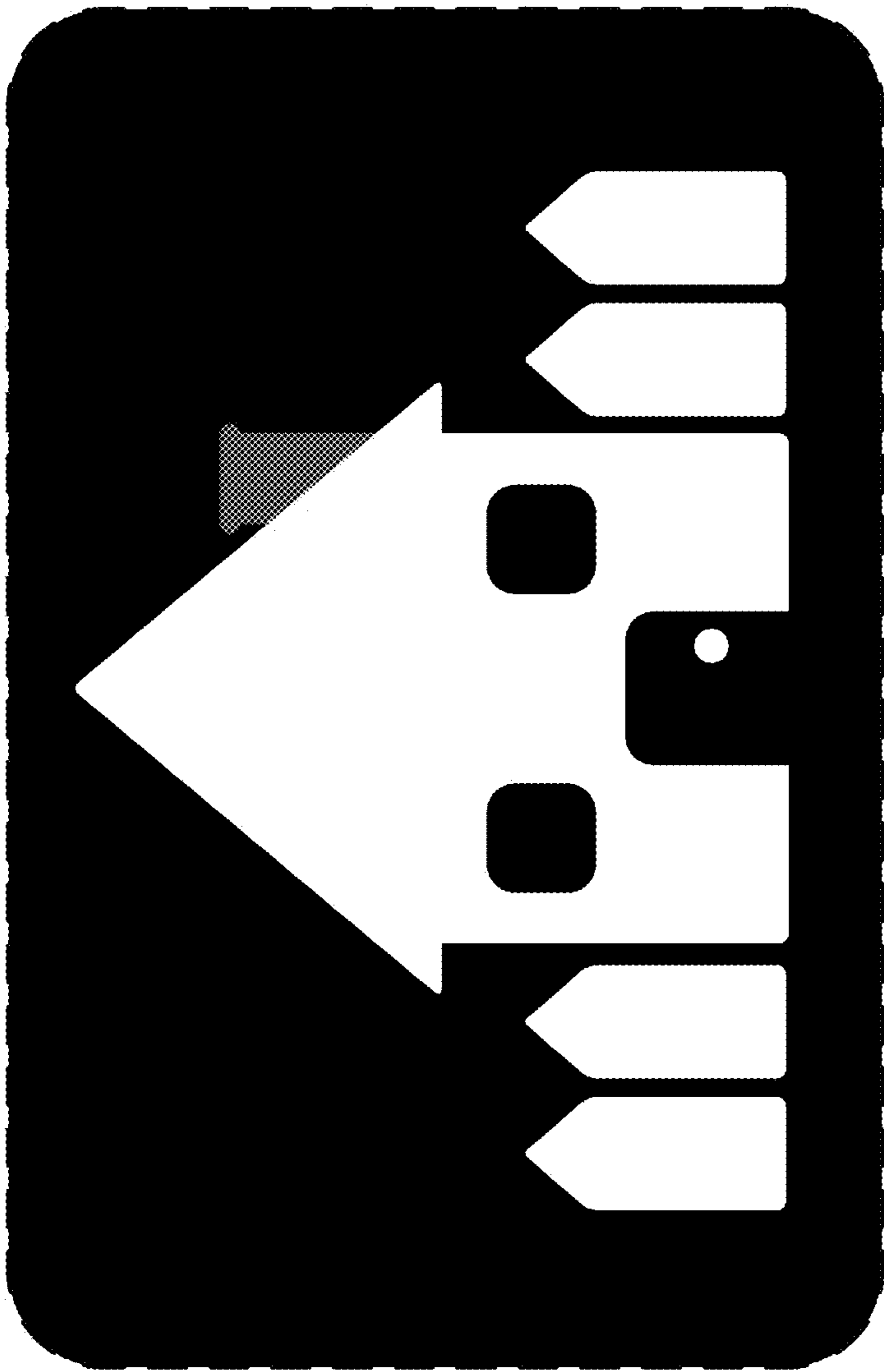


FIGURE 18

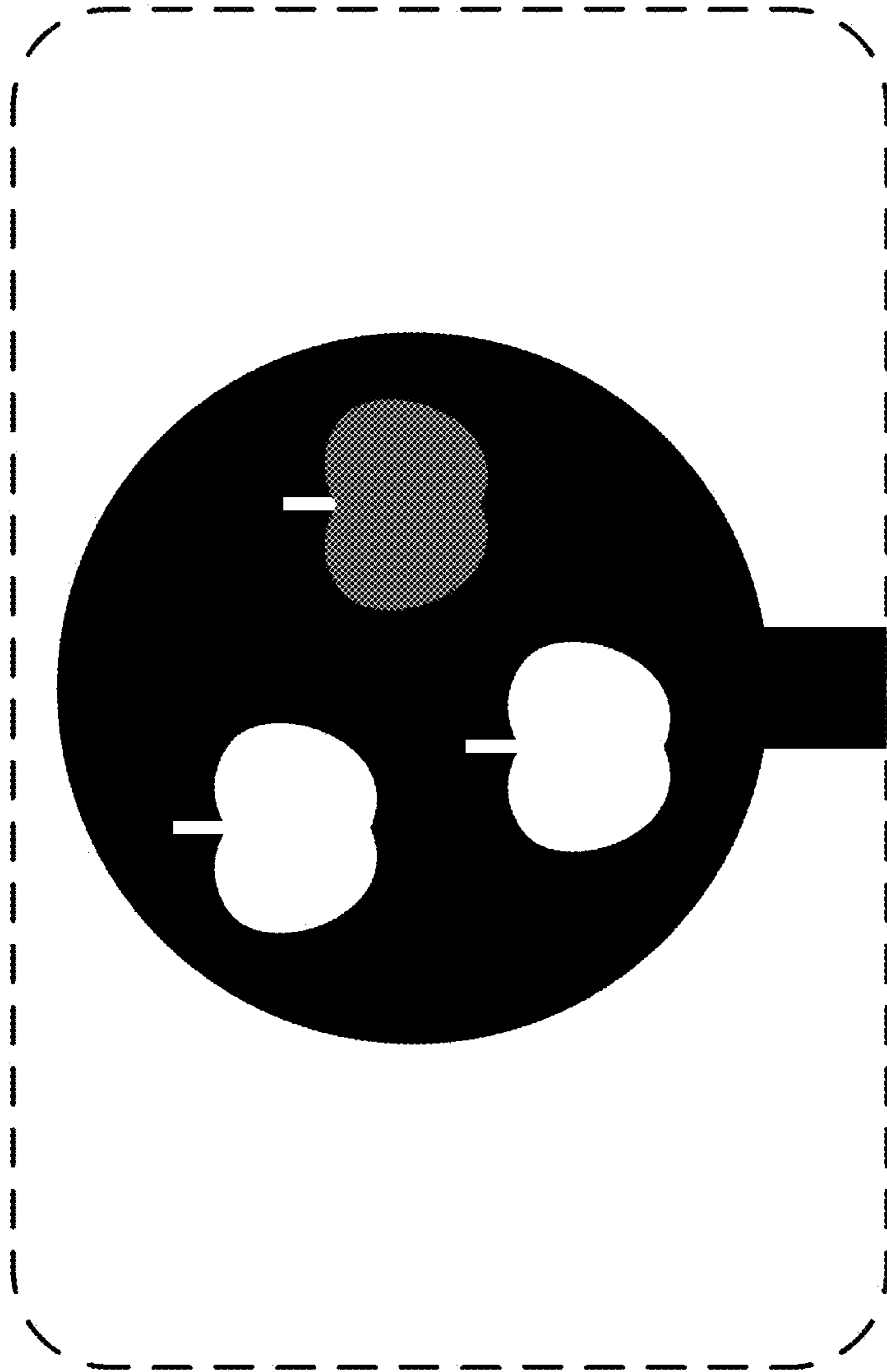


FIGURE 19




FIGURE 20