



US00D912726S

(12) **United States Design Patent** (10) **Patent No.:** **US D912,726 S**
Tanaka et al. (45) **Date of Patent:** **** Mar. 9, 2021**

(54) **TAPE FOR LABEL PRINTER**
(71) Applicant: **BROTHER INDUSTRIES, LTD.**,
Nagoya (JP)
(72) Inventors: **Nozomi Tanaka**, Nagoya (JP);
Machiko Watanabe, Nagoya (JP);
Masanori Oda, Iwakura (JP); **Yoshiki**
Mori, Nagoya (JP); **Ryoko Okamoto**,
Nagoya (JP); **Longlong Ruan**, Nagoya
(JP)

D289,518 S * 4/1987 Kikuchi D14/484
D293,569 S * 1/1988 Igarashi 242/610.4
D351,153 S * 10/1994 Kim D14/484
D388,692 S * 1/1998 Anderson D8/358
D417,886 S * 12/1999 Sakuta D18/56
D419,183 S * 1/2000 Stouffer D18/56
D449,069 S * 10/2001 Stouffer D18/56
D450,758 S * 11/2001 Stouffer D18/56
D457,183 S * 5/2002 Stouffer D18/56
D533,899 S * 12/2006 Ohashi D18/56

(Continued)

(73) Assignee: **BROTHER INDUSTRIES, LTD.**,
Nagoya (JP)

FOREIGN PATENT DOCUMENTS
JP 2014069326 A * 4/2014 B41J 15/02

(**) Term: **15 Years**

OTHER PUBLICATIONS

(21) Appl. No.: **29/721,909**

Brady. Link: <https://www.bradyid.com/barcode-labels/b33-series-glossy-white-polyester-component-barcode-labels-cps-brus-10074>. Visited Jul. 23, 2020. B33 Series Glossy White Polyester Component and Barcode Labels. (Year: 2020).*

(22) Filed: **Jan. 24, 2020**

(30) **Foreign Application Priority Data**

Jul. 31, 2019 (JP) 2019-017073

Primary Examiner — Lauren D McVey
(74) *Attorney, Agent, or Firm* — Oliff PLC

(51) **LOC (13) Cl.** **18-02**

(52) **U.S. Cl.**
USPC **D18/56**

(57) **CLAIM**

(58) **Field of Classification Search**
USPC D18/56, 12, 14, 15, 16, 17, 18, 19, 36,
D18/37, 38, 39, 40, 41, 45, 50, 53, 54,
D18/55; D19/65, 66, 67, 68, 69, 70, 71;
D14/301, 307, 121
CPC H04N 1/00204; H04N 1/00249; H04N
1/00278; G06K 15/12; G06K 15/14; B41J
3/00; B41J 3/28; B41J 3/445; B41J 3/46;
B41J 11/0045; B41J 2/3358; B41J 3/36;
B41J 3/382

The ornamental design for a tape for label printer, as shown and described.

See application file for complete search history.

DESCRIPTION

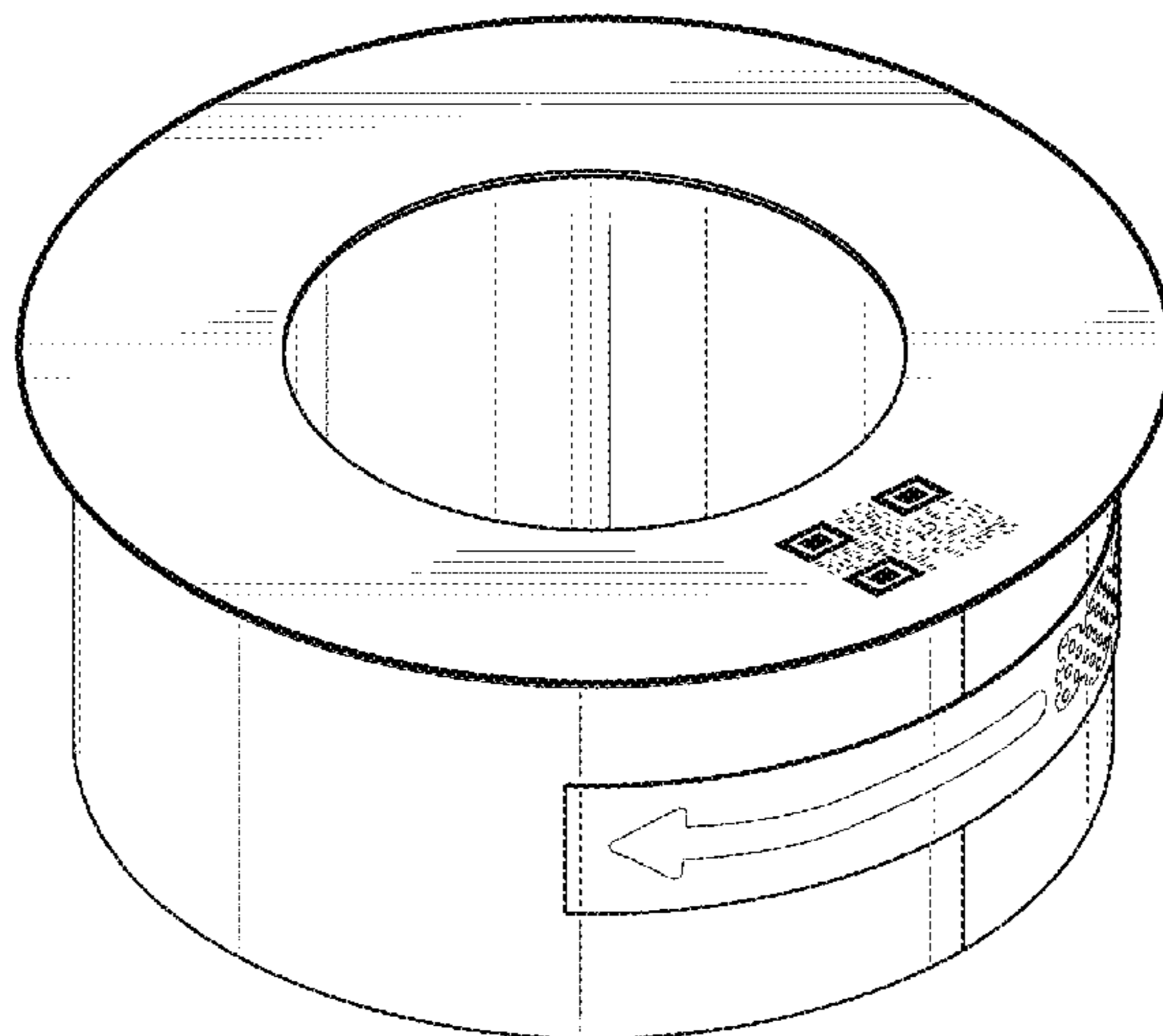
(56) **References Cited**

U.S. PATENT DOCUMENTS

D247,487 S * 3/1978 Sato D14/484
D289,517 S * 4/1987 Kikuchi D14/484

FIG. 1 is a top left perspective view of the tape for label printer;
FIG. 2 is a front elevational view thereof;
FIG. 3 is a rear elevational view thereof;
FIG. 4 is a left-side elevational view thereof;
FIG. 5 is a right-side elevational view thereof;
FIG. 6 is a top plan view thereof; and,
FIG. 7 is a bottom plan view thereof.
The broken lines depict portions of the tape for label printer that form no part of the claimed design.

1 Claim, 5 Drawing Sheets



(56)

References Cited

U.S. PATENT DOCUMENTS

10,796,212 B2 * 10/2020 Trivedi H05K 3/4007
2020/0104662 A1 * 4/2020 Trivedi H05K 1/141

* cited by examiner

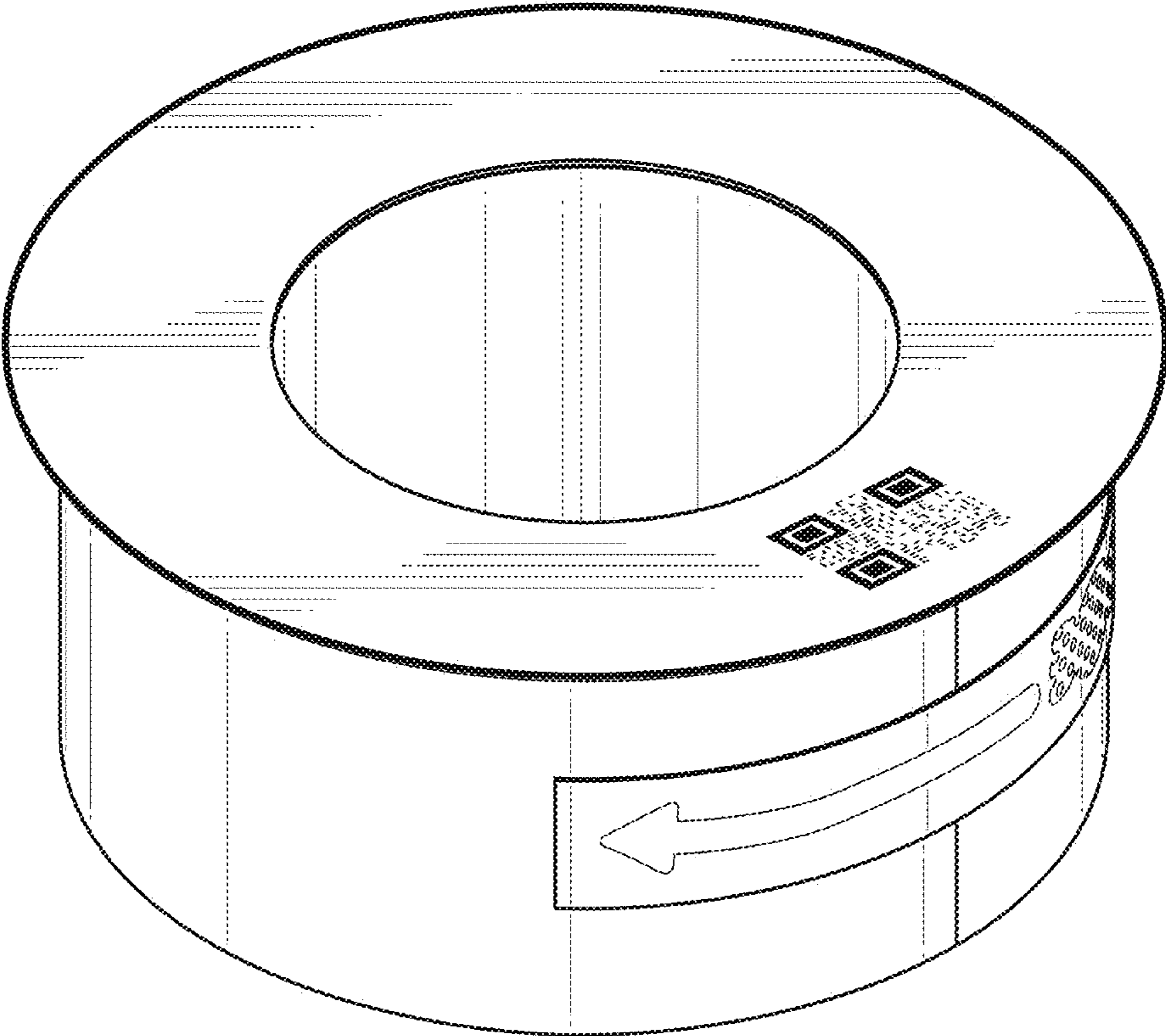


FIG. 1

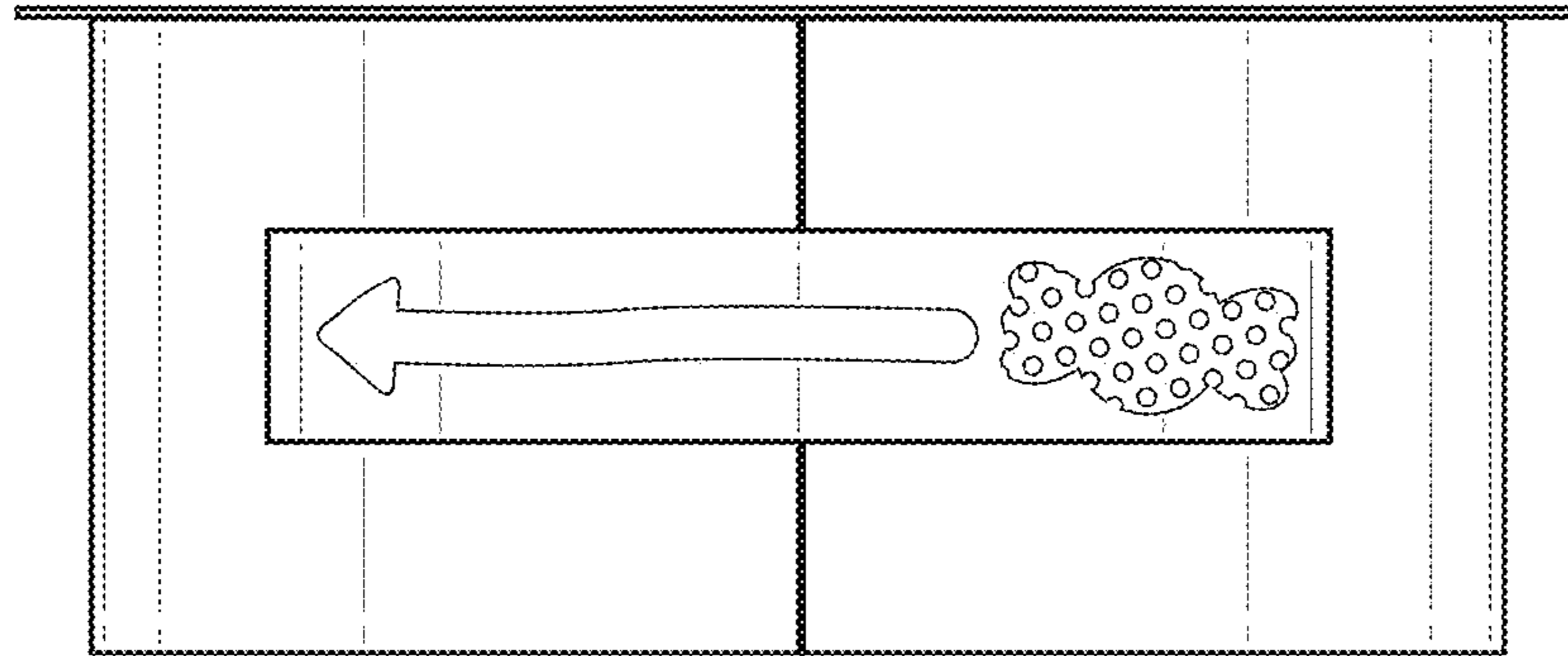


FIG. 2




FIG. 3




FIG. 4




FIG. 5

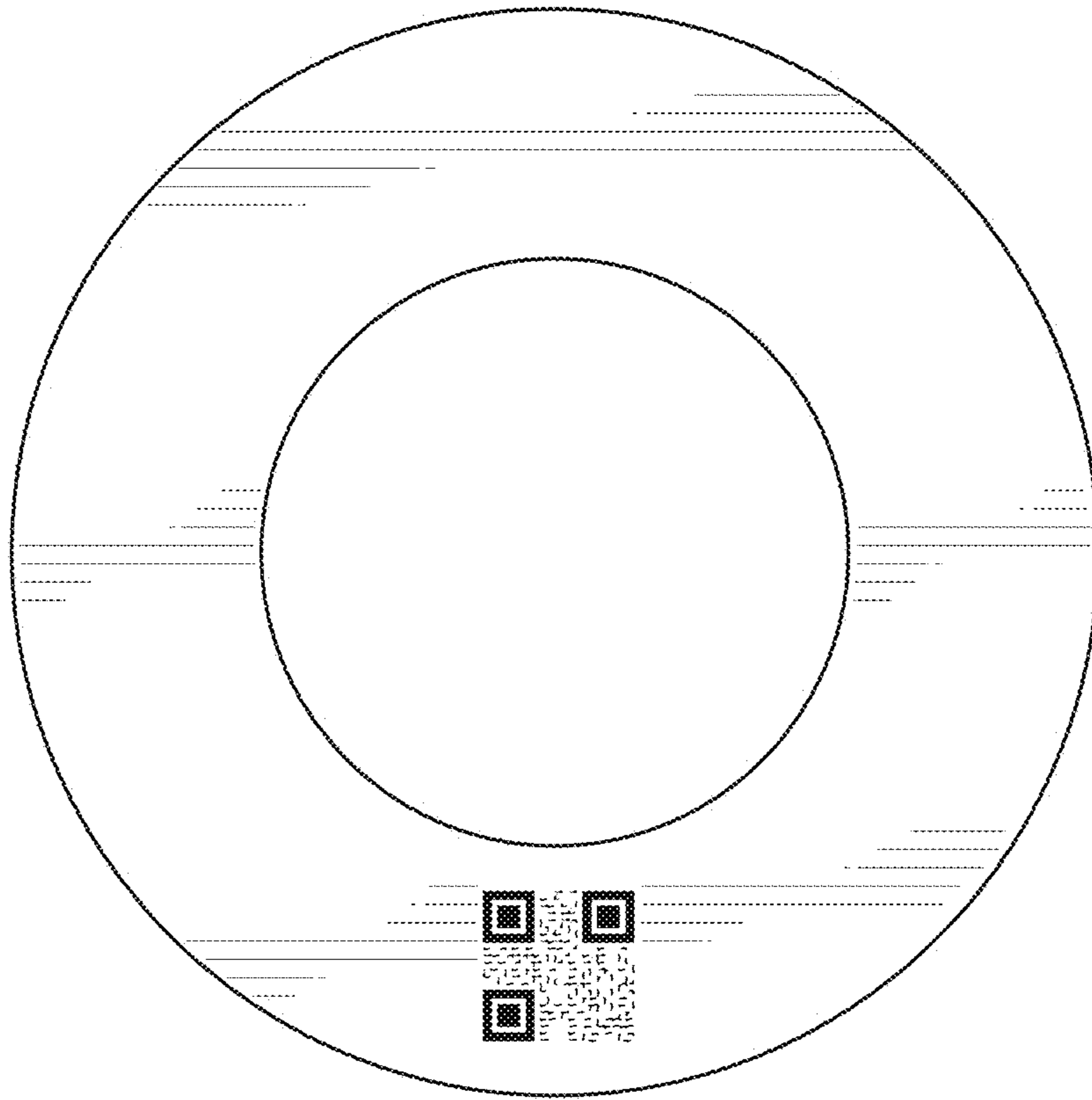


FIG. 6

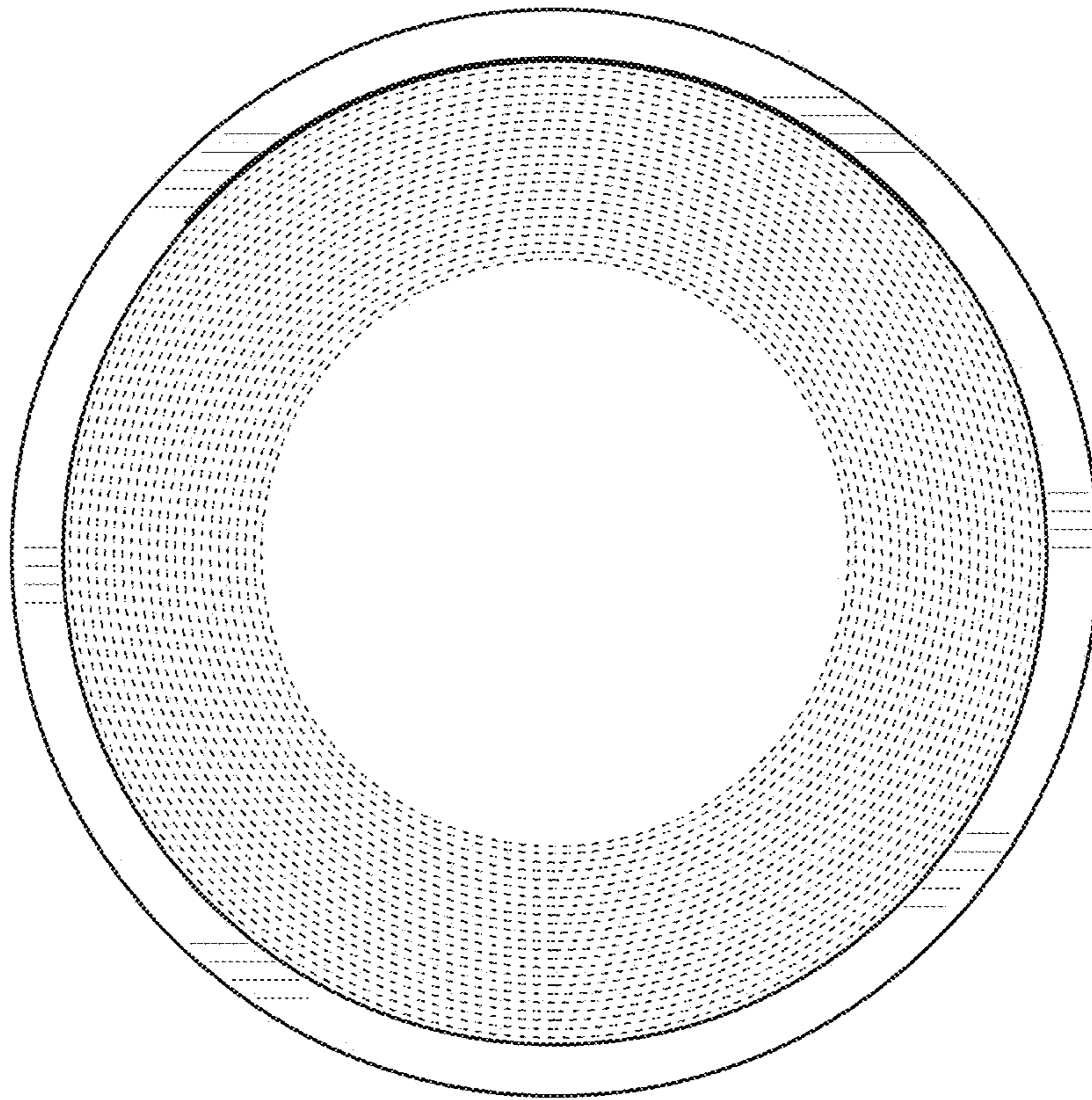


FIG. 7