



US00D912712S

(12) **United States Design Patent**
Chen

(10) **Patent No.:** **US D912,712 S**

(45) **Date of Patent:** **** Mar. 9, 2021**

(54) **PORTABLE SEALING MACHINE**

(71) Applicant: **Xilong Chen**, Xianyou County (CN)

(72) Inventor: **Xilong Chen**, Xianyou County (CN)

(**) Term: **15 Years**

(21) Appl. No.: **29/746,667**

(22) Filed: **Aug. 16, 2020**

(51) **LOC (13) Cl.** **15-09**

(52) **U.S. Cl.**
USPC **D15/146**

(58) **Field of Classification Search**
USPC D8/50; D14/186, 203.3; D15/145, 146
CPC ... B65B 31/046; B29C 65/223; B29C 66/849;
B29C 66/00145; B29C 66/43121
See application file for complete search history.

D597,572 S * 8/2009 Tsai D15/146
D602,966 S * 10/2009 Kiple D15/146
D633,118 S * 2/2011 Beatty D15/146
D649,990 S * 12/2011 Corbell D15/143
D751,932 S 3/2016 Chong
D754,091 S 4/2016 Ookawa
D763,334 S * 8/2016 Yoshitomi D15/146
D773,543 S * 12/2016 Fan D15/146
D812,662 S * 3/2018 Chang D15/146
D823,913 S 7/2018 Chou et al.
D823,914 S * 7/2018 Chang D15/146
D845,370 S * 4/2019 Chang D15/146
D860,277 S * 9/2019 Chang D15/146
D881,245 S * 4/2020 Zheng D15/146
2002/0070206 A1* 6/2002 Chou B29C 66/849
219/243
2009/0020230 A1* 1/2009 Chang B26B 27/00
156/579
2010/0116441 A1* 5/2010 Tsai B29C 66/81457
156/583.9
2019/0291906 A1* 9/2019 Michie B65D 81/2038

* cited by examiner

Primary Examiner — Patricia A Palasik

(56) **References Cited**

U.S. PATENT DOCUMENTS

D338,215 S * 8/1993 Maruyama D15/146
D350,271 S * 9/1994 Landy D26/38
5,352,323 A * 10/1994 Chi B65B 51/148
156/583.9
D365,737 S * 1/1996 Chou D8/30
D396,239 S * 7/1998 Hsieh D15/146
D401,950 S * 12/1998 Chou D15/146
6,064,038 A * 5/2000 Chou B29C 66/8161
219/233
D454,894 S * 3/2002 Chou D15/146
D476,877 S * 7/2003 Lang D8/99
D503,877 S * 4/2005 Adams D8/50
6,919,537 B2 * 7/2005 Chang B29C 66/8221
219/243
D516,249 S * 2/2006 Merheje D28/60
D528,137 S * 9/2006 Huang D15/146
D533,756 S * 12/2006 Chang D8/50
D542,315 S * 5/2007 Chang D15/146
D579,034 S * 10/2008 Chang D15/146
D580,455 S * 11/2008 Elsener D14/496

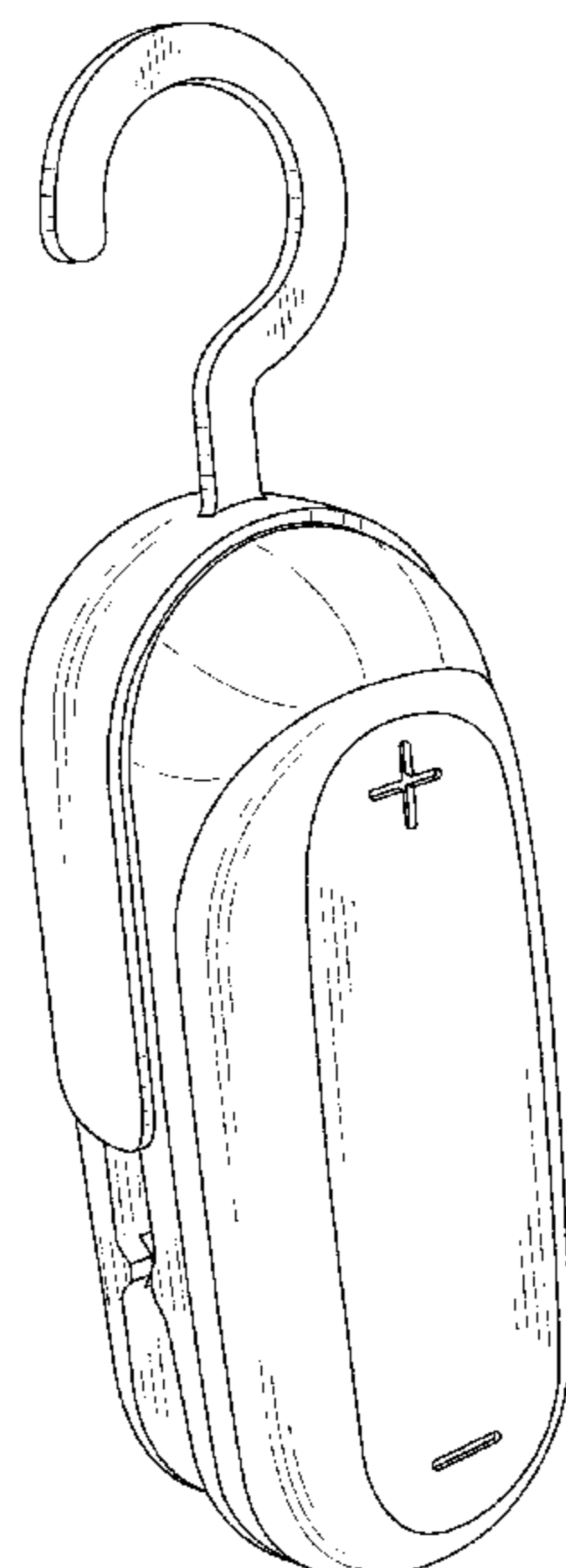
(57) **CLAIM**

The ornamental design for a portable sealing machine, as shown and described.

DESCRIPTION

FIG. 1 is a perspective view of a portable sealing machine showing my new design;
FIG. 2 is a front elevational view thereof;
FIG. 3 is a rear elevational view thereof;
FIG. 4 is a left side elevational view thereof;
FIG. 5 is a right side elevational view thereof;
FIG. 6 is a top plan view thereof;
FIG. 7 is a bottom plan view thereof; and,
FIG. 8 is a perspective, exploded view in a separate condition of use thereof.

1 Claim, 8 Drawing Sheets



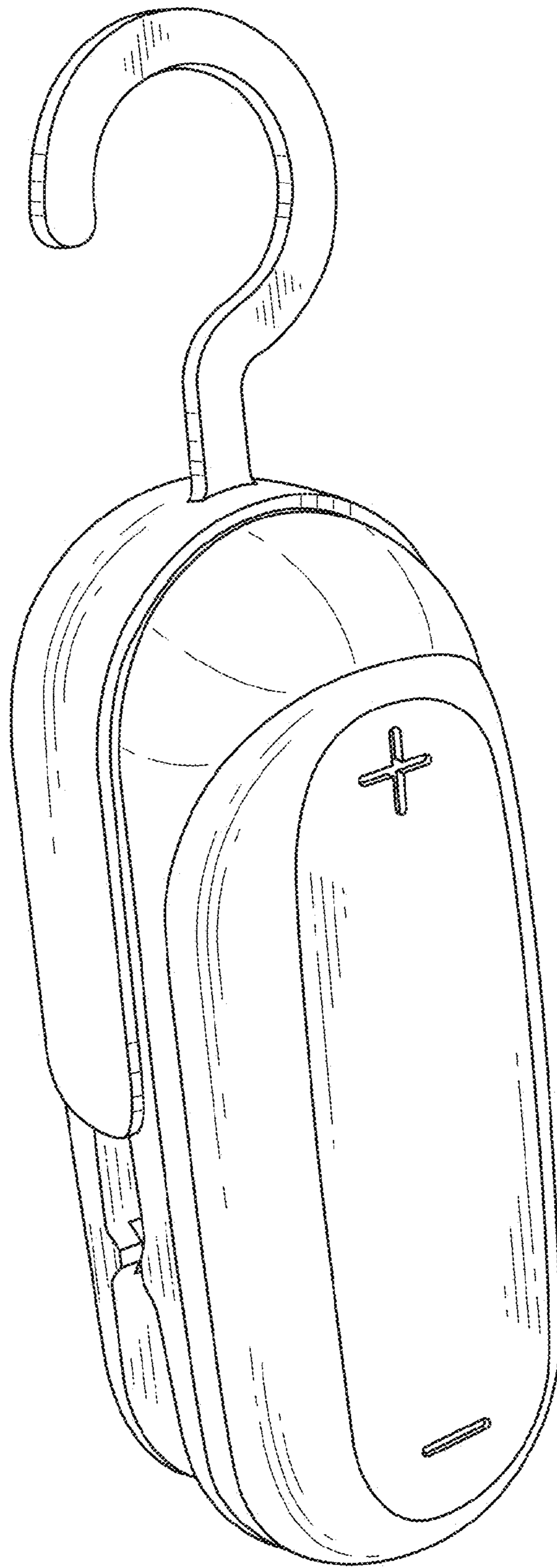


FIG.1




FIG.2

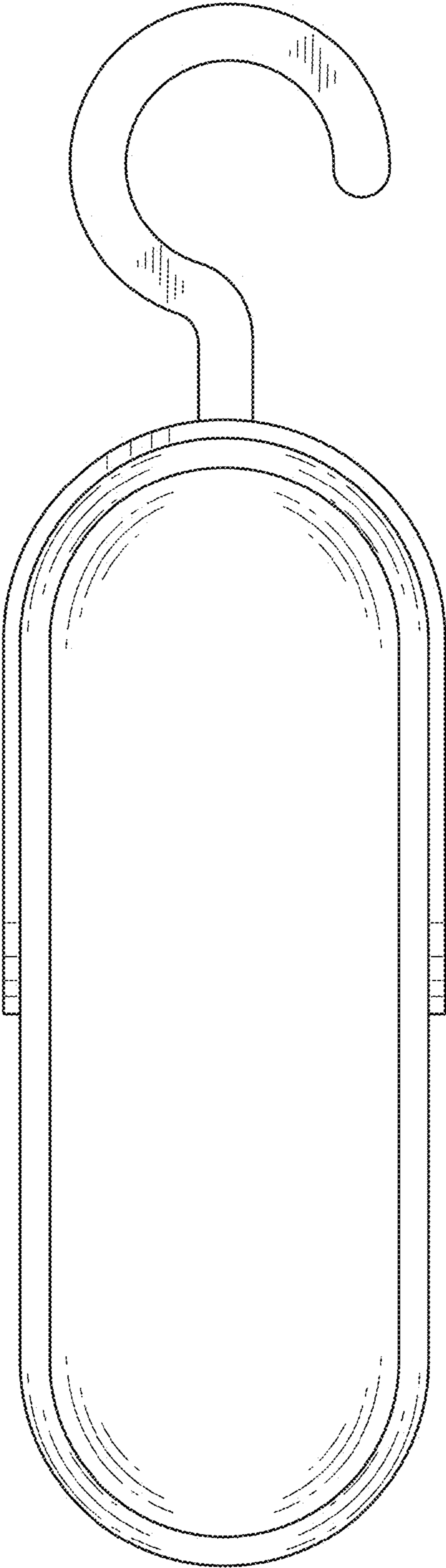


FIG.3

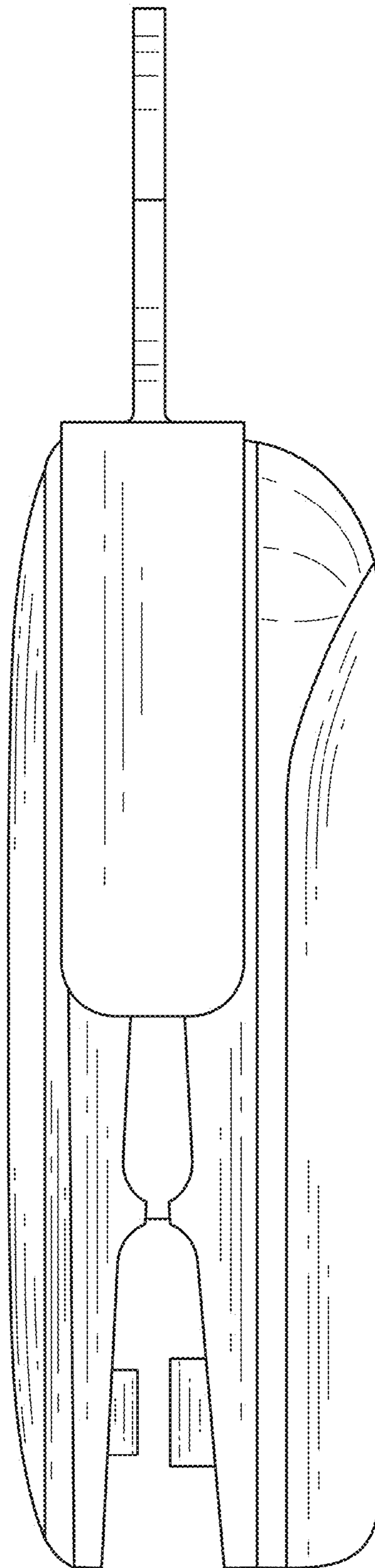


FIG.4

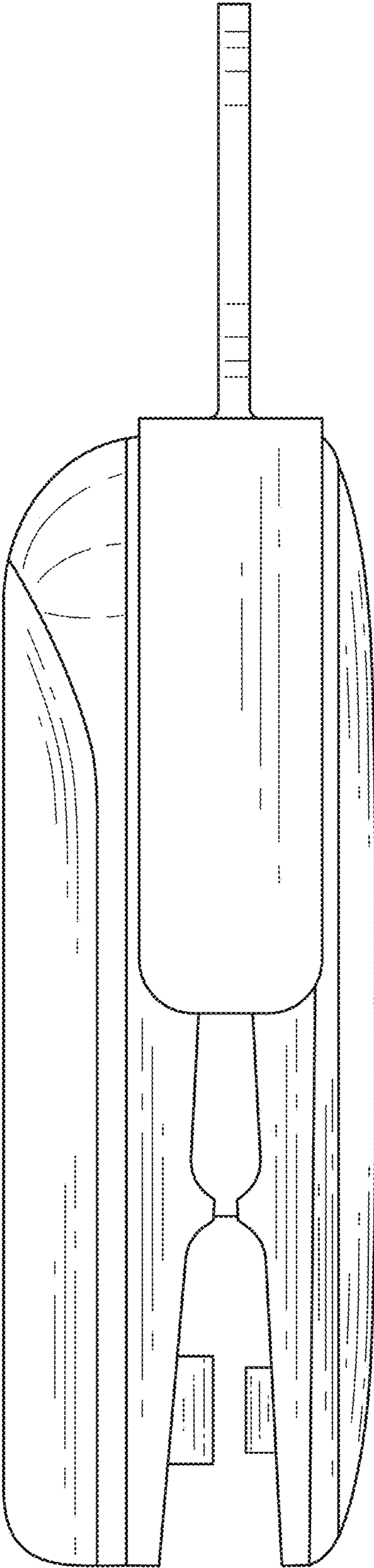


FIG.5

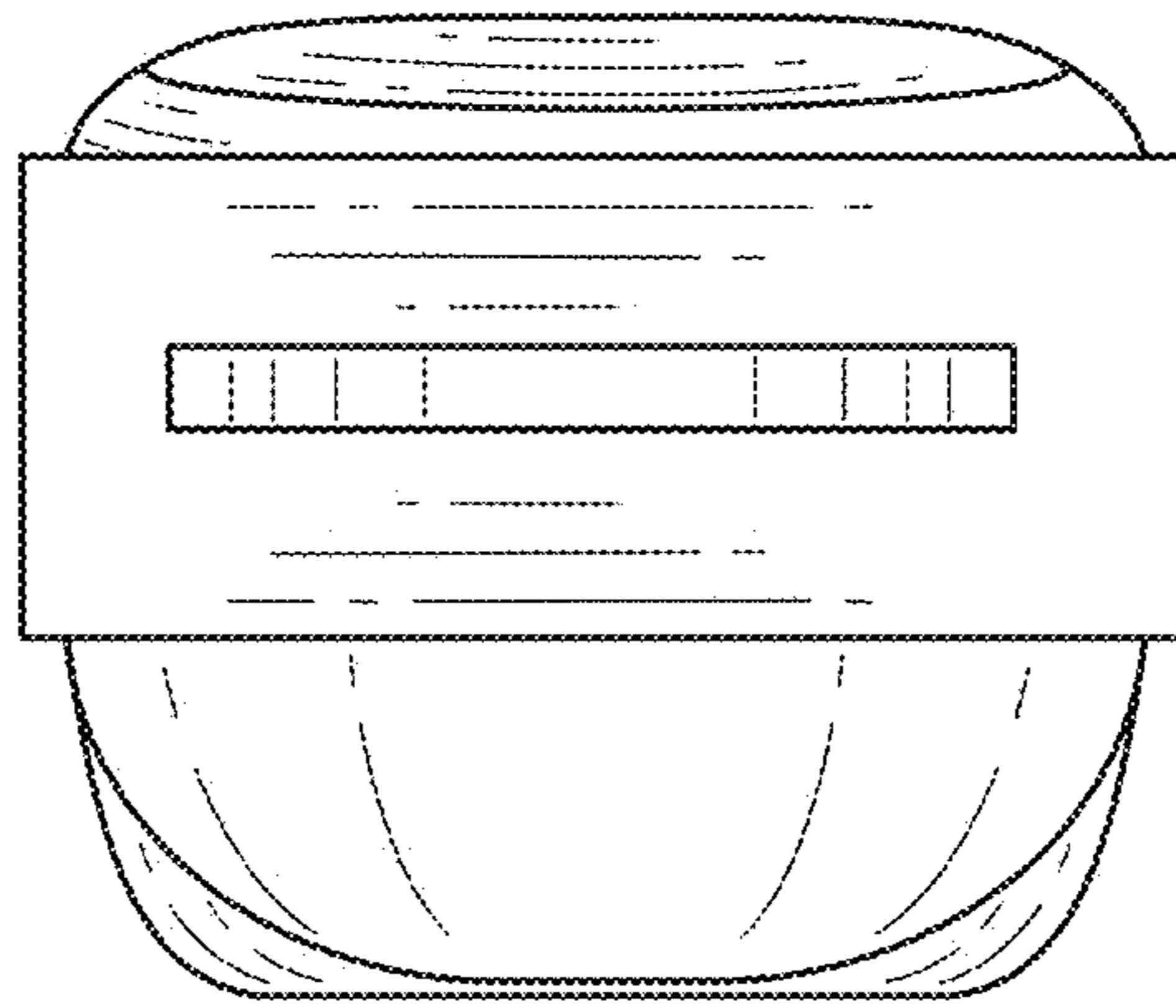


FIG.6

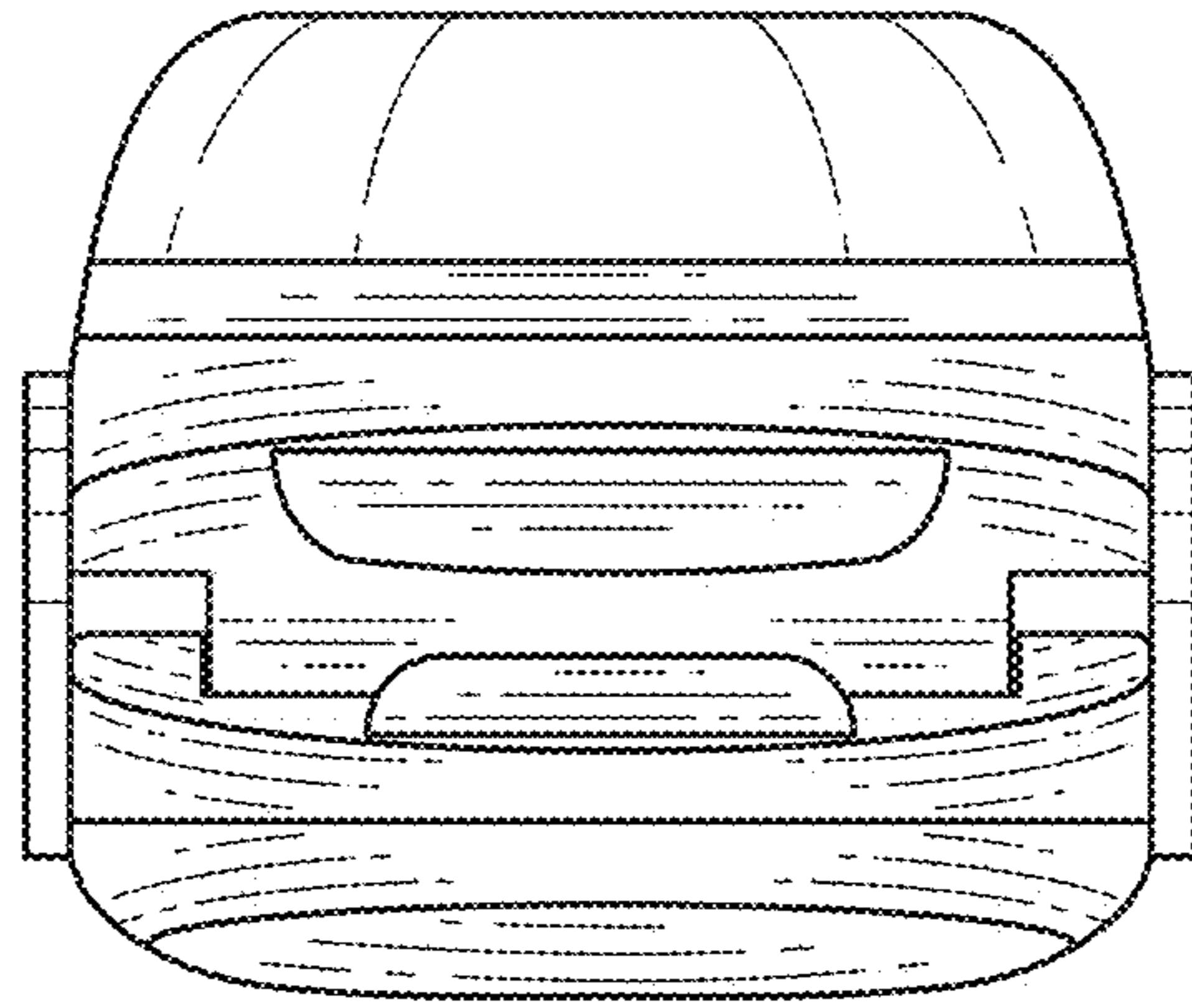


FIG.7

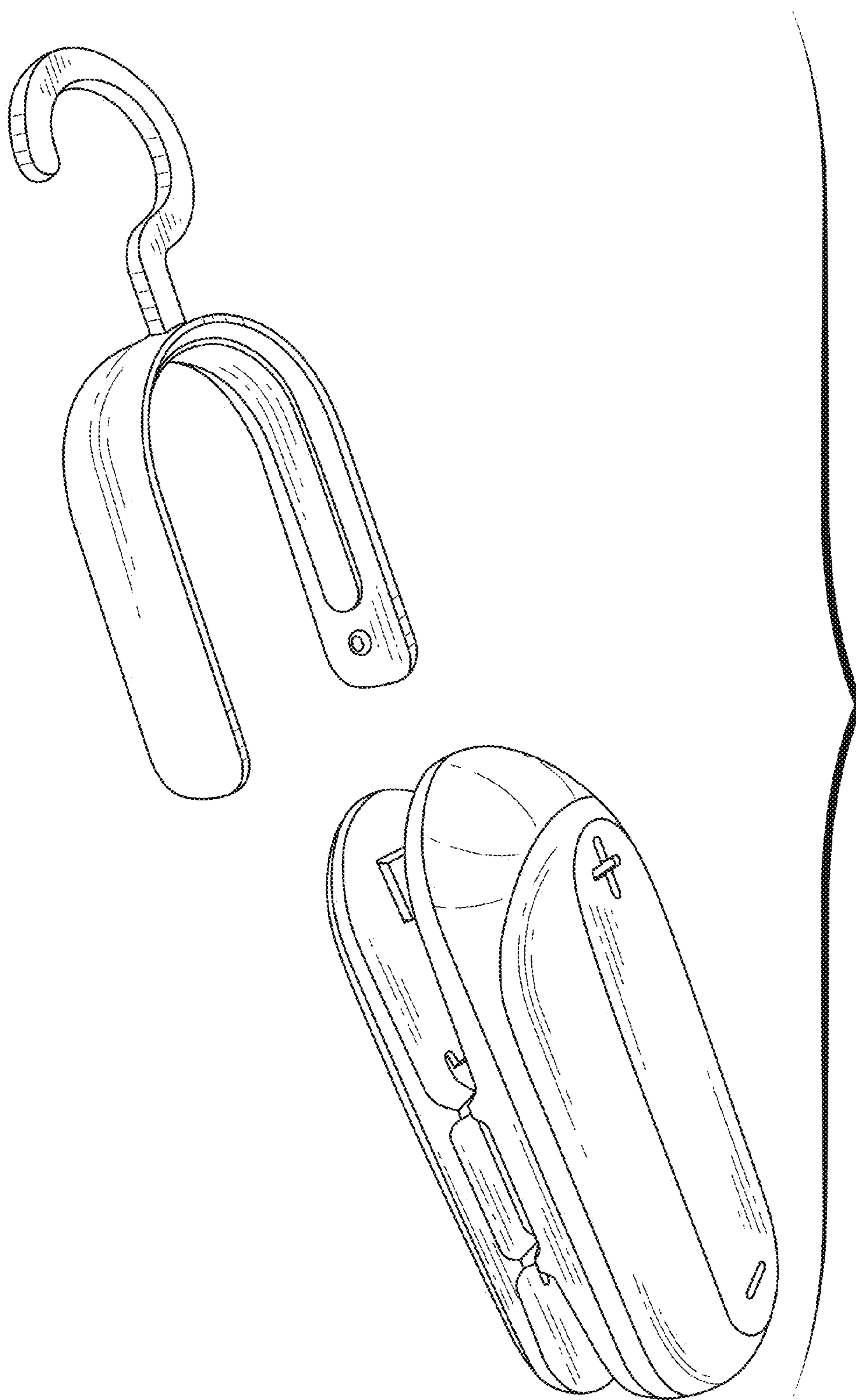


FIG.8