



US00D912710S

(12) **United States Design Patent**
Choi

(10) **Patent No.:** **US D912,710 S**
(45) **Date of Patent:** **** Mar. 9, 2021**

- (54) **LAMINATOR**
- (71) Applicant: **FELLOWES INC.**, Itasca, IL (US)
- (72) Inventor: **Taiwon Choi**, Glenview, IL (US)
- (73) Assignee: **Fellowes Inc.**, Itasca, IL (US)
- (**) Term: **15 Years**
- (21) Appl. No.: **29/714,214**
- (22) Filed: **Nov. 21, 2019**
- (51) **LOC (13) Cl.** **15-09**
- (52) **U.S. Cl.**
USPC **D15/146**
- (58) **Field of Classification Search**
USPC D15/145, 146; D18/50
CPC B65B 31/046; B65B 31/047
See application file for complete search history.

7,392,641 B2 *	7/2008	Abate	B65B 31/046	53/374.9
7,540,127 B2 *	6/2009	Sung	B65B 31/046	53/434
D597,572 S *	8/2009	Tsai	D15/146	
D602,966 S *	10/2009	Kiple	D15/146	
D618,716 S *	6/2010	Huang	D15/146	
D633,118 S *	2/2011	Beatty	D15/146	
D658,694 S *	5/2012	Day	D15/146	
D663,331 S *	7/2012	Day	D15/146	
D679,739 S *	4/2013	Crutchley	D15/146	
D686,649 S *	7/2013	Zhou	D15/146	
D687,079 S *	7/2013	Mueller	D15/146	
D694,793 S *	12/2013	Cumming	D15/146	
D763,334 S *	8/2016	Yoshitomi	D15/146	
D812,662 S *	3/2018	Chang	D15/146	
D823,913 S *	7/2018	Chou	D15/146	
D866,624 S *	11/2019	Choi	D15/146	
D871,470 S *	12/2019	Xu	D15/146	

(Continued)

Primary Examiner — Patricia A Palasik
(74) *Attorney, Agent, or Firm* — Wood, Phillips, Katz, Clark & Mortimer

(56) **References Cited**
U.S. PATENT DOCUMENTS

D233,066 S *	10/1974	Bair	D15/146
4,156,382 A *	5/1979	Baker	B29C 66/861
				156/510
4,561,925 A *	12/1985	Skerjanec	B29C 66/861
				156/379.6
D301,238 S *	5/1989	Makihara	D15/146
D339,362 S *	9/1993	Hoover	D15/146
5,352,323 A *	10/1994	Chi	B65B 51/148
				156/583.9
D441,775 S *	5/2001	Cheng	D15/146
6,694,710 B2 *	2/2004	Wang	B65B 31/06
				53/427
D501,859 S *	2/2005	Presta	D15/146
D506,214 S *	6/2005	Zepter	D15/146
D515,601 S *	2/2006	Sholzberg	D15/146
7,003,928 B2 *	2/2006	Patterson	B65B 31/06
				53/405
7,204,067 B2 *	4/2007	Baptista	B65B 31/046
				53/405

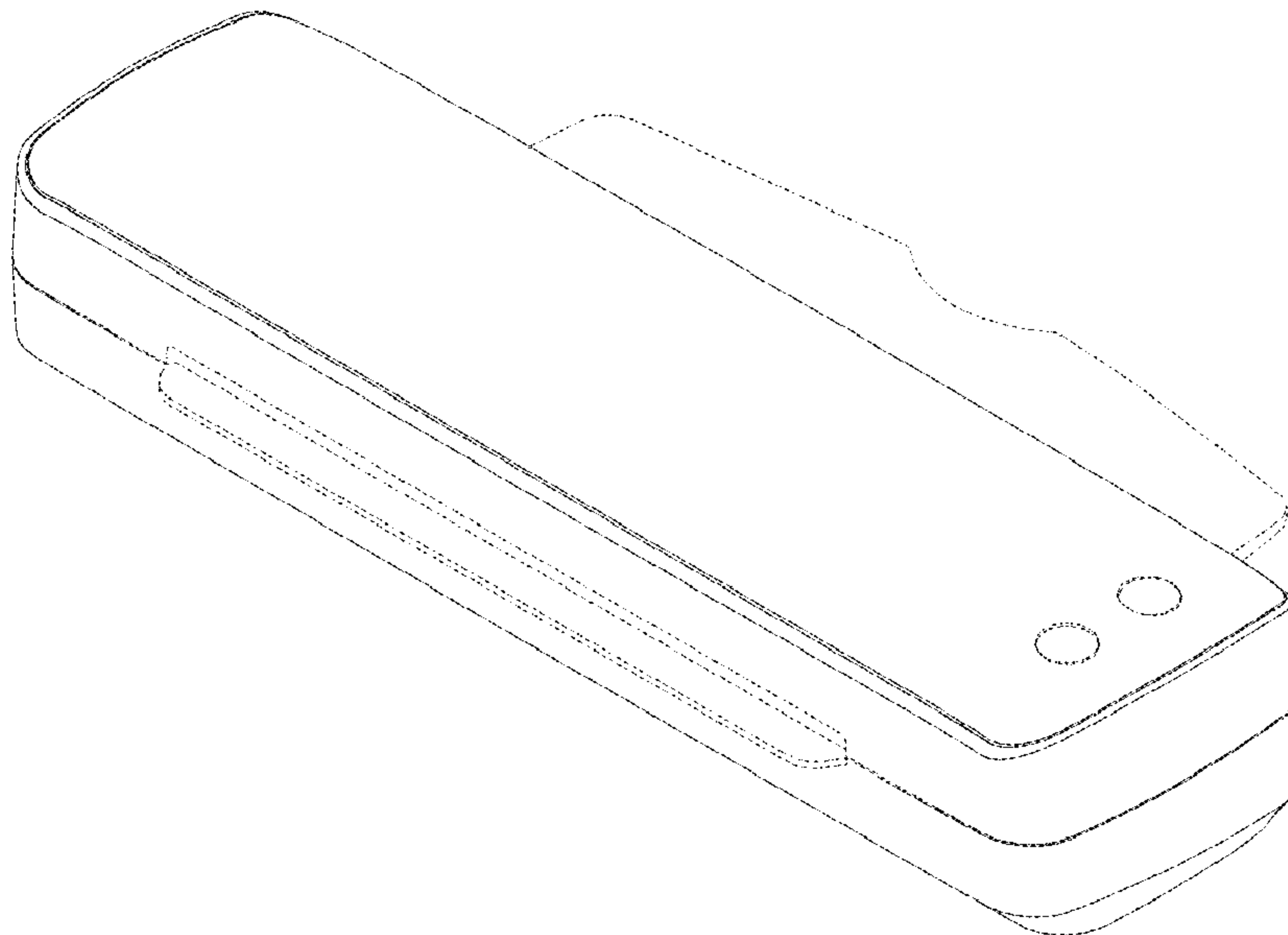
(57) **CLAIM**

The ornamental design for a laminator, substantially as shown and described.

DESCRIPTION

FIG. 1 is a right front perspective view of a laminator showing my new design;
FIG. 2 is a front view thereof;
FIG. 3 is a top view thereof;
FIG. 4 is a bottom view thereof;
FIG. 5 is a right side view thereof;
FIG. 6 is a left side view thereof; and,
FIG. 7 is a back view thereof.
The portions of the laminator shown in dotted lines do not constitute a part of the claimed design.

1 Claim, 4 Drawing Sheets



(56)

References Cited

U.S. PATENT DOCUMENTS

D881,245 S * 4/2020 Zheng D15/146
2005/0022480 A1 * 2/2005 Brakes B65B 31/046
53/512

* cited by examiner

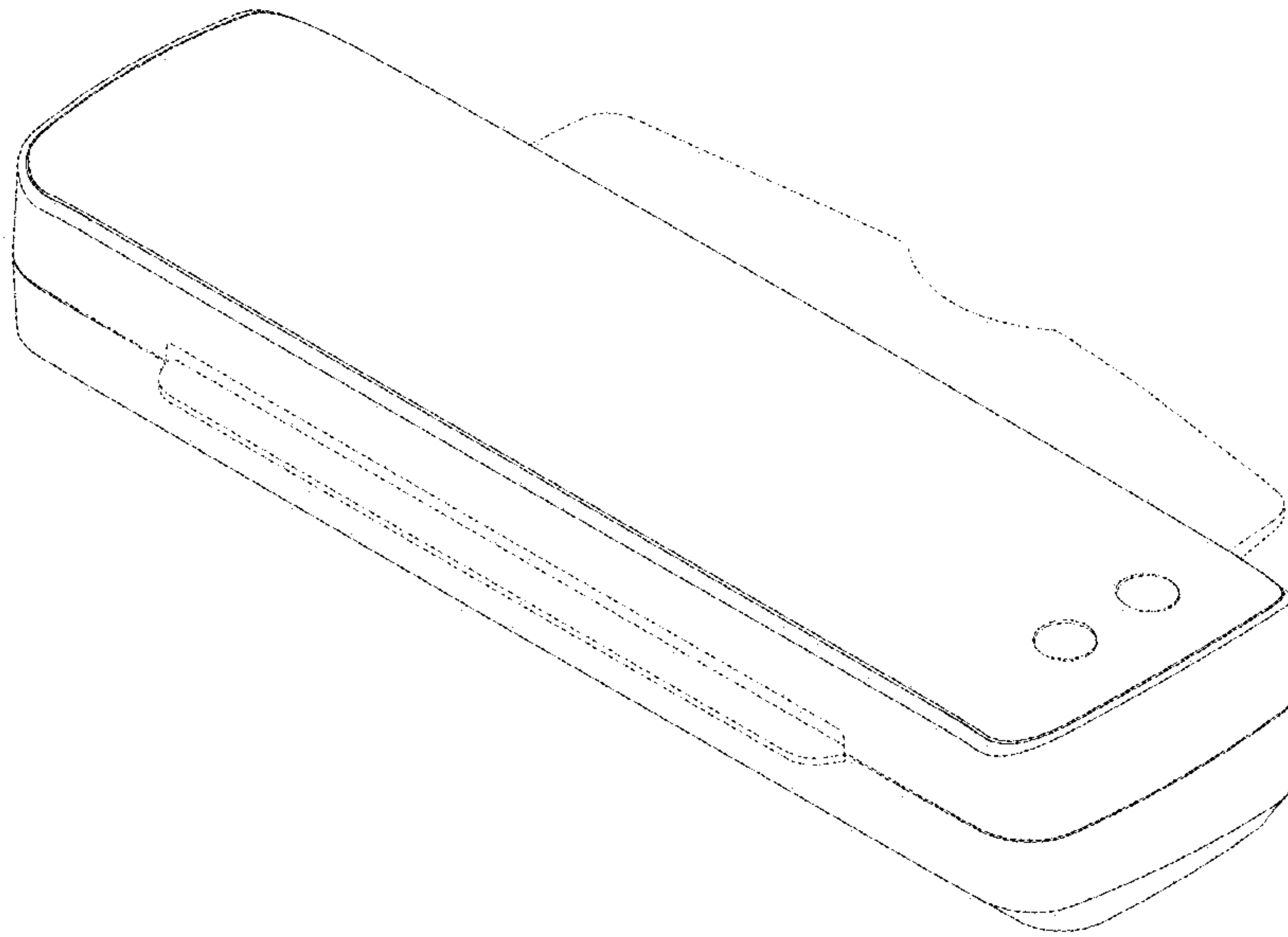


Fig. 1




Fig. 2

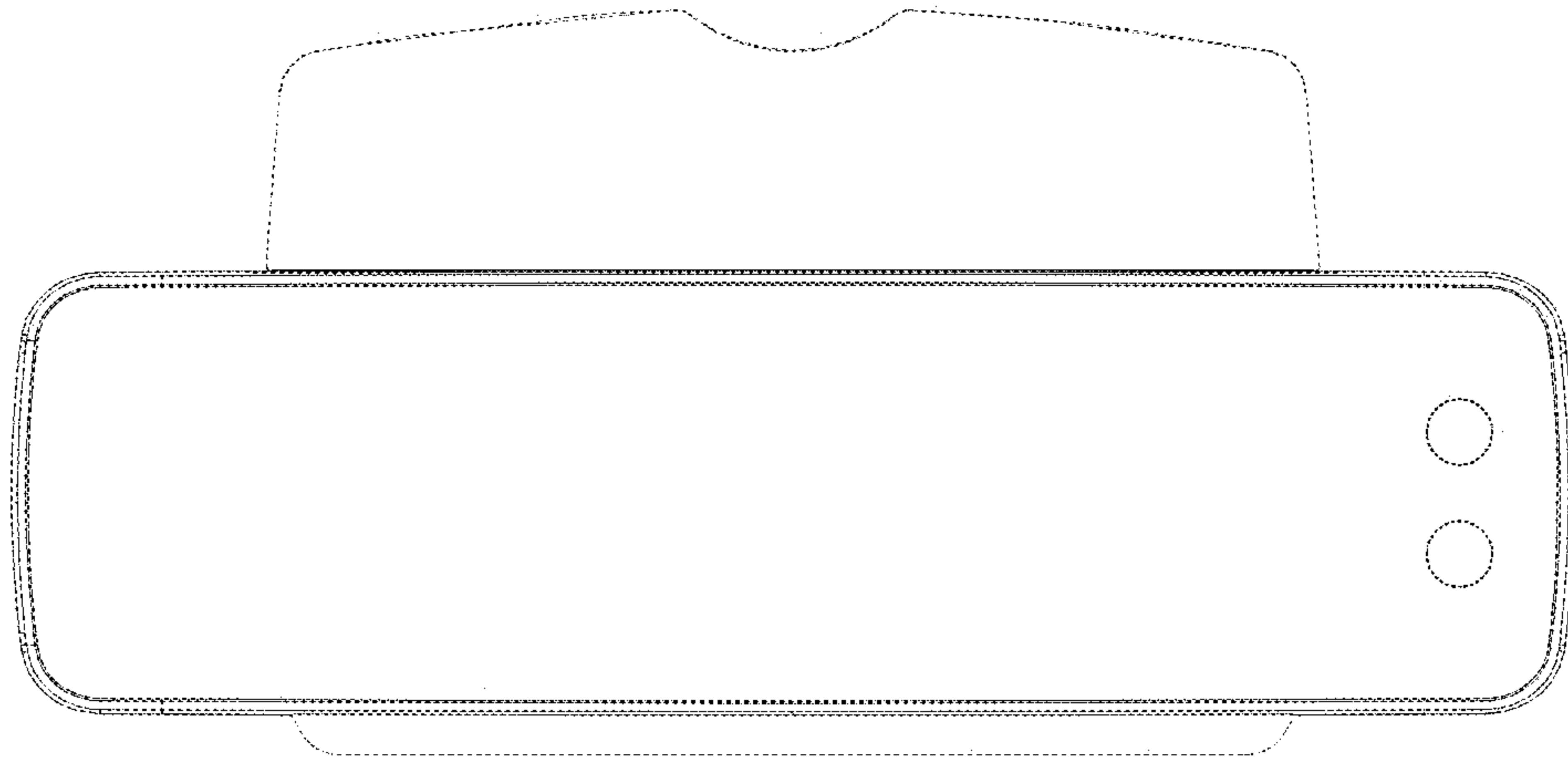


Fig. 3

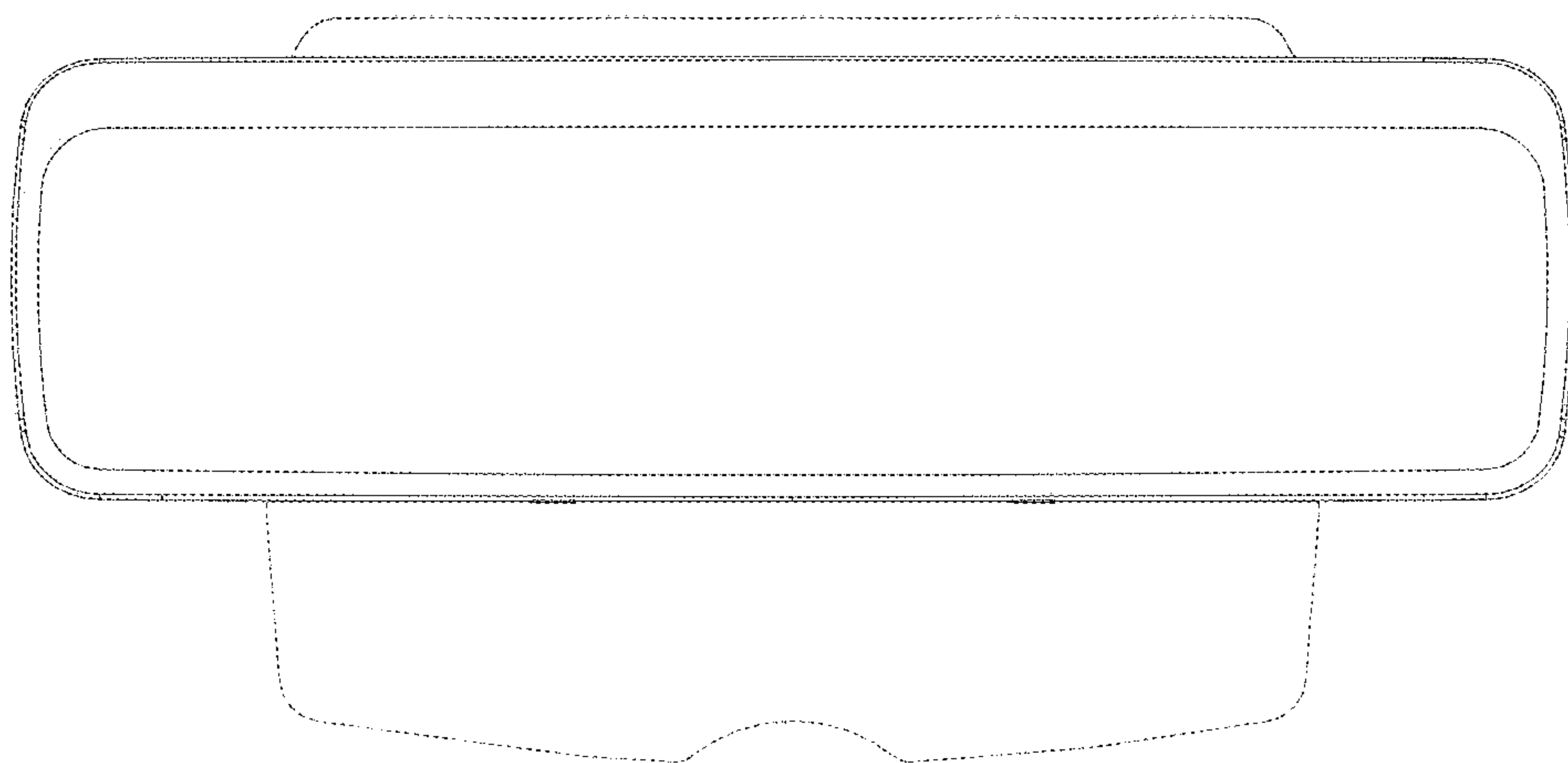


Fig. 4

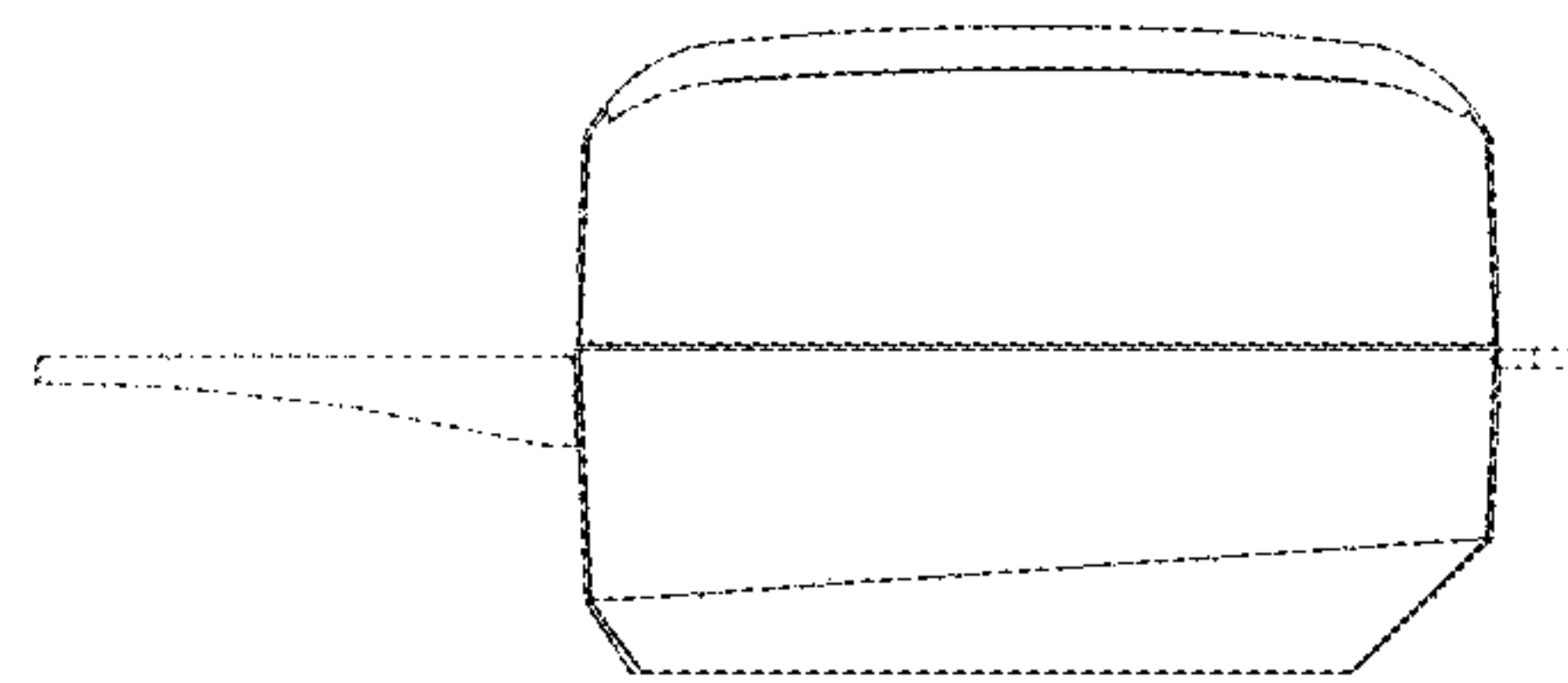


Fig. 5

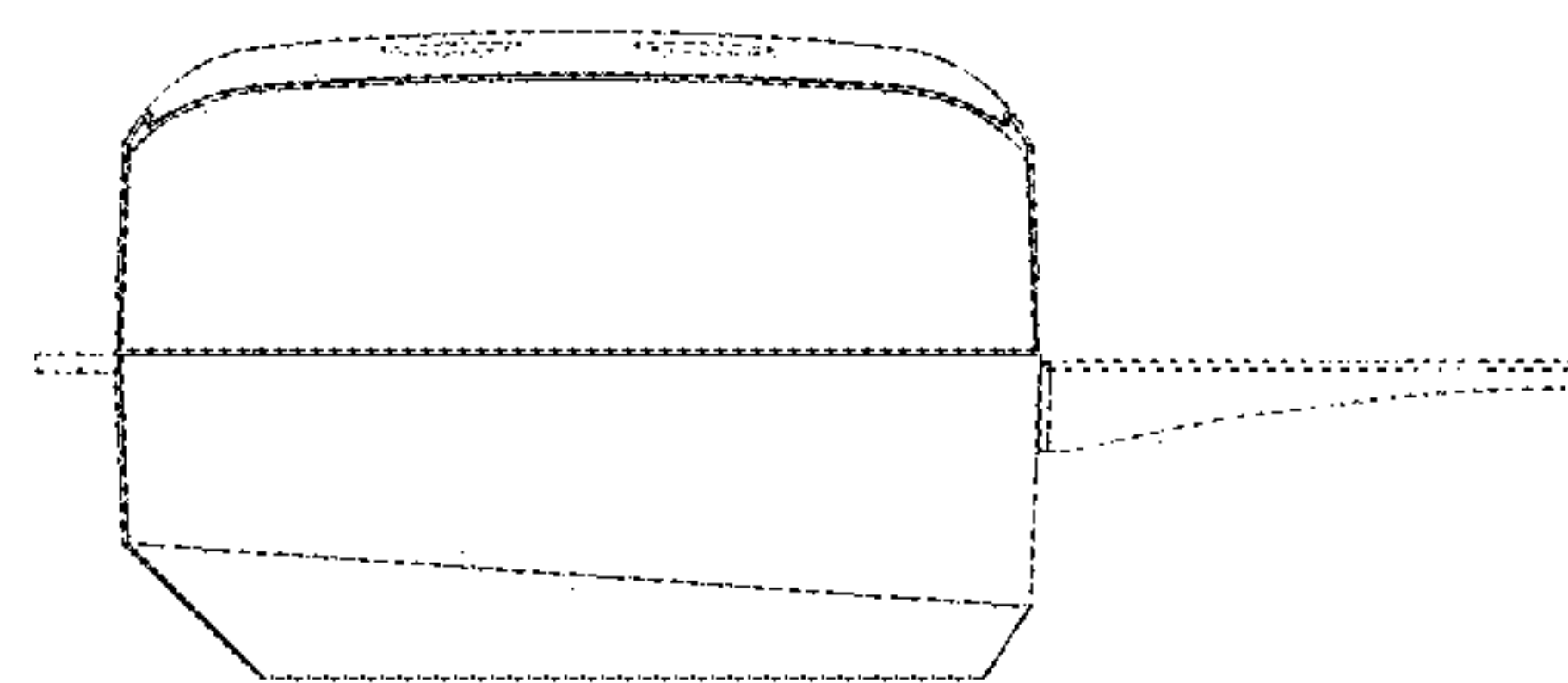


Fig. 6




Fig. 7