



US00D912702S

(12) **United States Design Patent** (10) **Patent No.:** **US D912,702 S**
Wettig (45) **Date of Patent:** **** Mar. 9, 2021**

(54) **RADIATOR FOR AUTOMOTIVE APPLICATIONS**
(71) Applicant: **RESOURCE INTERNATIONAL INC.**, New Castle, DE (US)
(72) Inventor: **Jason Wettig**, Abingdon, MD (US)
(**) Term: **15 Years**
(21) Appl. No.: **29/663,102**
(22) Filed: **Sep. 12, 2018**
(51) **LOC (13) Cl.** **15-01**
(52) **U.S. Cl.**
USPC **D15/5**
(58) **Field of Classification Search**
USPC D15/5; D12/164-166
CPC ... F28F 9/001; F28F 9/007; F28F 7/00; F28D 1/05366; F28D 1/0435
See application file for complete search history.

D717,218 S * 11/2014 Tafe D12/166
D717,702 S * 11/2014 McCardle D12/166
D746,732 S * 1/2016 Pruitt D12/166
D751,472 S * 3/2016 Pruitt D12/166
D802,492 S * 11/2017 Pruitt D12/166
D802,493 S * 11/2017 Pruitt D12/166

(Continued)

OTHER PUBLICATIONS

Found on Mishimoto website [online], [site visited on Apr. 1, 2020]. Available from internet, URL: <<https://www.mishimoto.com/chevrolet-corvette-performance-aluminum-radiator-2005-2013.html>> (Year 2020) (Year: 2020).*

(Continued)

Primary Examiner — Sheryl Lane
Assistant Examiner — Mark T. Philipps
(74) *Attorney, Agent, or Firm* — Cozen O'Connor

(56) **References Cited**

U.S. PATENT DOCUMENTS

D263,461 S * 3/1982 Young D12/166
5,009,262 A * 4/1991 Halstead B60H 1/3227
165/140
5,092,398 A * 3/1992 Nishishita F28F 9/0224
165/153
5,183,103 A * 2/1993 Tokutake F28F 9/002
165/67
5,186,244 A * 2/1993 Joshi B60H 1/3227
165/135
6,158,500 A * 12/2000 Heine B60K 11/04
165/140
6,189,603 B1 * 2/2001 Sugimoto F28D 1/0435
165/135
6,283,200 B1 * 9/2001 Sugimoto F28D 1/05366
165/173
6,904,958 B2 * 6/2005 Ozaki F28F 9/002
165/173
7,500,514 B2 * 3/2009 Heine F01P 11/08
165/140
D619,511 S * 7/2010 Sullivan D12/166


(57) **CLAIM**

The ornamental design for a radiator for automotive applications, as shown and described.

DESCRIPTION

FIG. 1 is a front of a radiator showing our new design; FIG. 2 is a back view thereof; FIG. 3 is a right view thereof; FIG. 4 is a left view thereof; FIG. 5 is a top view thereof; FIG. 6 is bottom view thereof; FIG. 7 is a back perspective view thereof; and, FIG. 8 is a front perspective view thereof. The broken lines in the drawing figures show portions of the radiator for automotive applications which form no part of the claimed design. The shade lines in the figures show contour and not surface ornamentation.

1 Claim, 8 Drawing Sheets



(56)

References Cited

U.S. PATENT DOCUMENTS

D802,494 S * 11/2017 Pruitt D12/166
D802,495 S * 11/2017 Pruitt D12/166
2002/0056541 A1* 5/2002 Kokubunji B60K 11/04
165/67
2005/0061488 A1* 3/2005 Yu F28D 1/0443
165/140
2006/0213640 A1* 9/2006 Matsuoka B62D 25/084
165/67
2011/0277958 A1* 11/2011 Richardson F28D 1/05383
165/76
2014/0360704 A1* 12/2014 Kim F28F 9/0234
165/140
2019/0063305 A1* 2/2019 Kennedy F28F 9/001

OTHER PUBLICATIONS

Found on Mishimoto website [online], [site visited on Apr. 1, 2020].
Available from internet, URL: <<https://www.mishimoto.com/ford-raptor-performance-aluminum-radiator-2010-2014.html>> (Year 2020)
(Year: 2020).*

Found on Mishimoto website [online], [site visited on Apr. 1, 2020].
Available from internet, URL: <<https://www.mishimoto.com/automotive/aluminum-radiator-performance.html>> (Year 2020) (Year: 2020).*

* cited by examiner




FIGURE 1




FIGURE 2

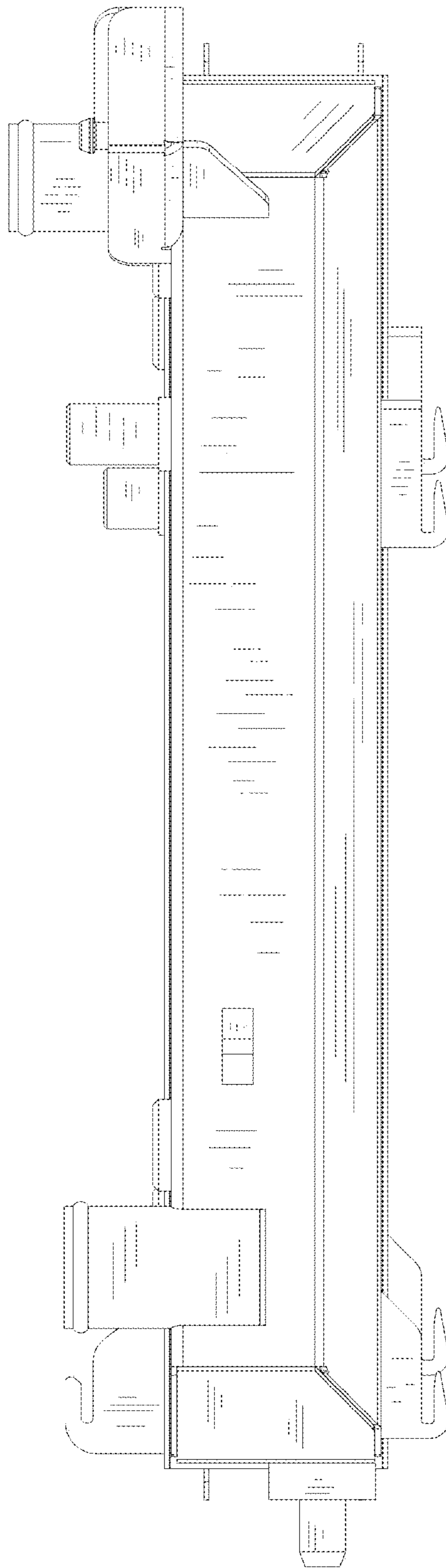


FIGURE 3

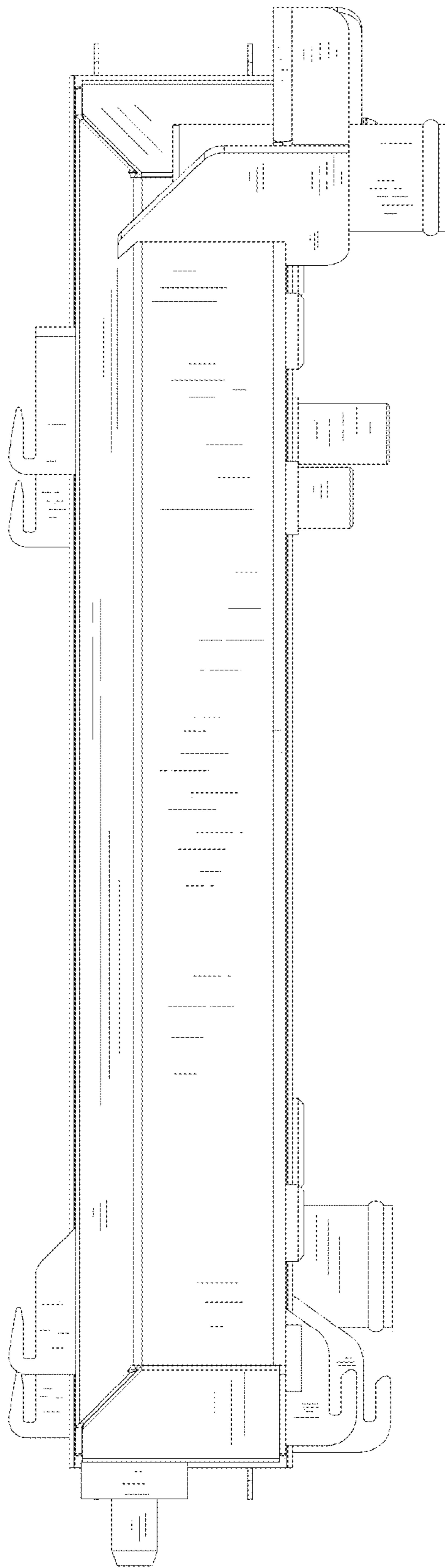


FIGURE 4

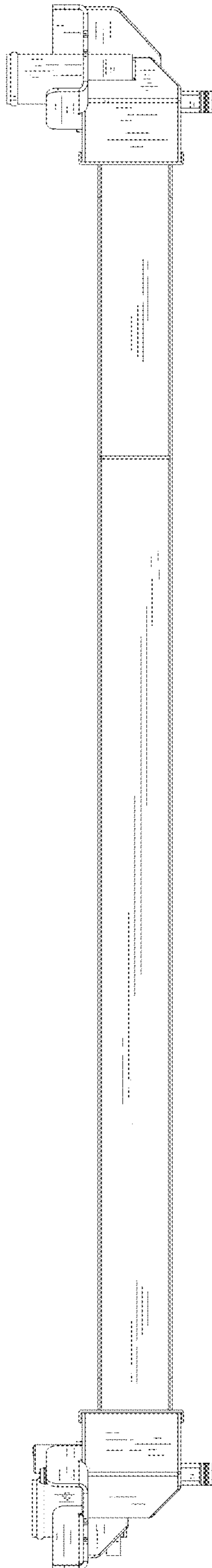


FIGURE 5

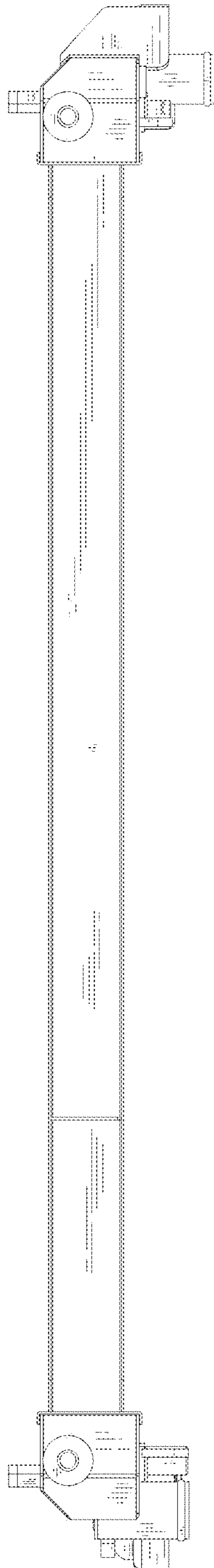


FIGURE 6

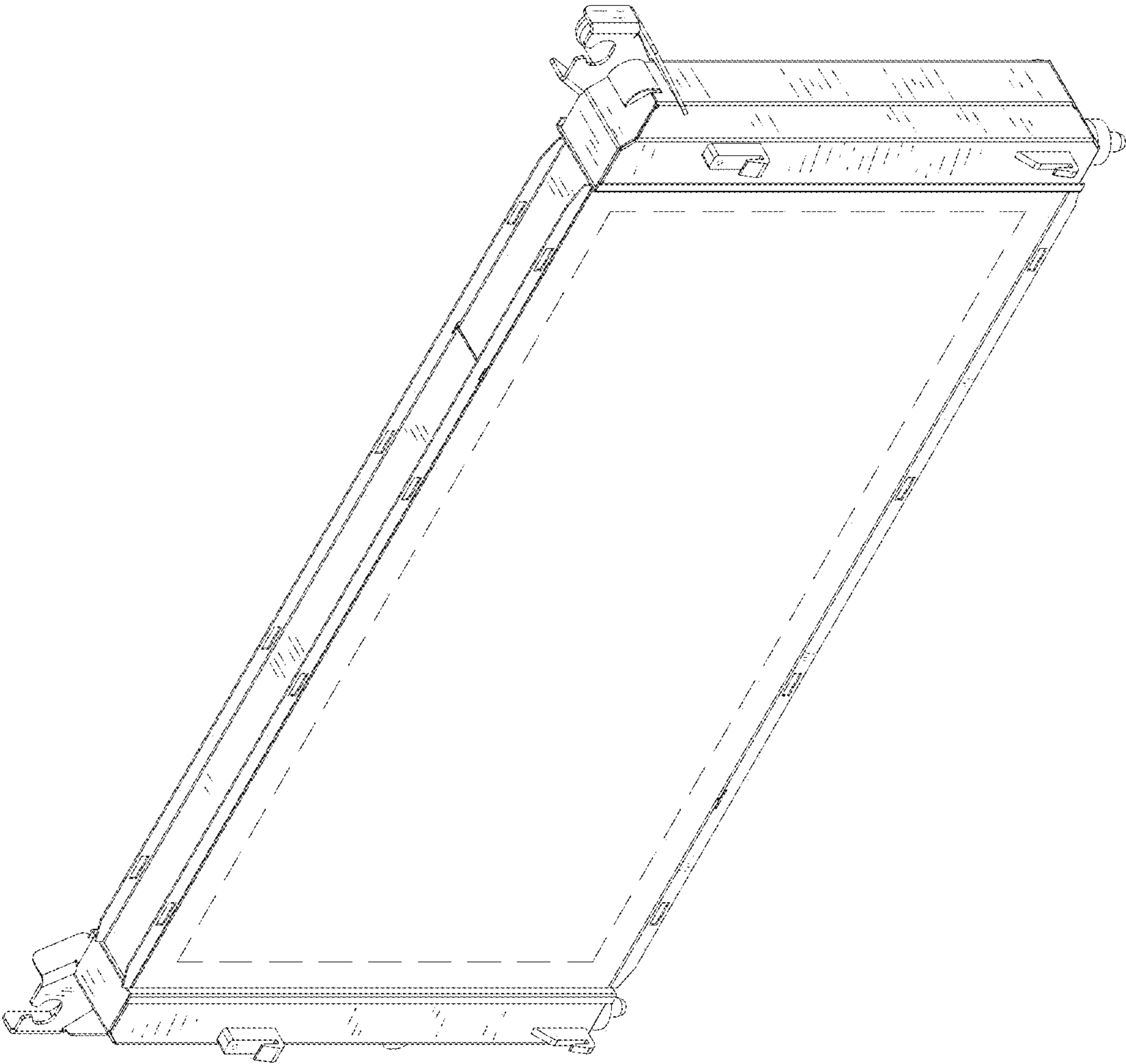


FIGURE 7




FIGURE 8