



US00D912659S

(12) **United States Design Patent**
Cheng et al.

(10) **Patent No.:** **US D912,659 S**
(45) **Date of Patent:** **** Mar. 9, 2021**

(54) **NOTEBOOK COMPUTER**

(71) Applicants: **Yu-Wen Cheng**, Taipei (TW);
Tzu-Chien Lai, Taipei (TW)

(72) Inventors: **Yu-Wen Cheng**, Taipei (TW);
Tzu-Chien Lai, Taipei (TW)

(73) Assignee: **COMPAL ELECTRONICS, INC.**,
Taipei (TW)

(**) Term: **15 Years**

(21) Appl. No.: **29/634,806**

(22) Filed: **Jan. 25, 2018**

(51) **LOC (13) Cl.** **14-02**

(52) **U.S. Cl.**
USPC **D14/315**

(58) **Field of Classification Search**
USPC D14/300–302, 315–316, 318, 320, 322,
D14/328, 333–335, 345, 348, 392, 434,
D14/447, 455–457
CPC G06F 1/1616; G06F 1/1618; G06F 1/162;
G06F 1/1624; G06F 1/1632; H05K
5/0234; H05K 5/0017; H05K 5/0226
See application file for complete search history.

(56) **References Cited**

U.S. PATENT DOCUMENTS

6,392,871 B1 * 5/2002 Yanase G06F 1/162
345/905
6,612,668 B2 * 9/2003 Doan G06F 1/1616
16/303
6,628,506 B2 * 9/2003 Landry G06F 1/1616
16/308
6,768,635 B2 * 7/2004 Lai G06F 1/1616
248/351

6,768,637 B1 * 7/2004 Amemiya G06F 1/1632
361/679.27
6,788,530 B2 * 9/2004 Hill G06F 1/1601
248/923
6,865,075 B2 * 3/2005 Oakley G06F 1/1618
345/173

(Continued)

FOREIGN PATENT DOCUMENTS

JP D1257862 12/2005

OTHER PUBLICATIONS

DualFlip Compal Electronics iF World Design Guide | posted at
ifworlddesignguide.com; no posting date, 2016 Design Award [online].
[retrieved Nov. 24, 2019] from Internet: <<https://ifworlddesignguide.com/profile/2079-compal-electronics>> (Year: 2016).*

(Continued)

Primary Examiner — Katherine Glennon
(74) *Attorney, Agent, or Firm* — JCIPRNET

(57) **CLAIM**

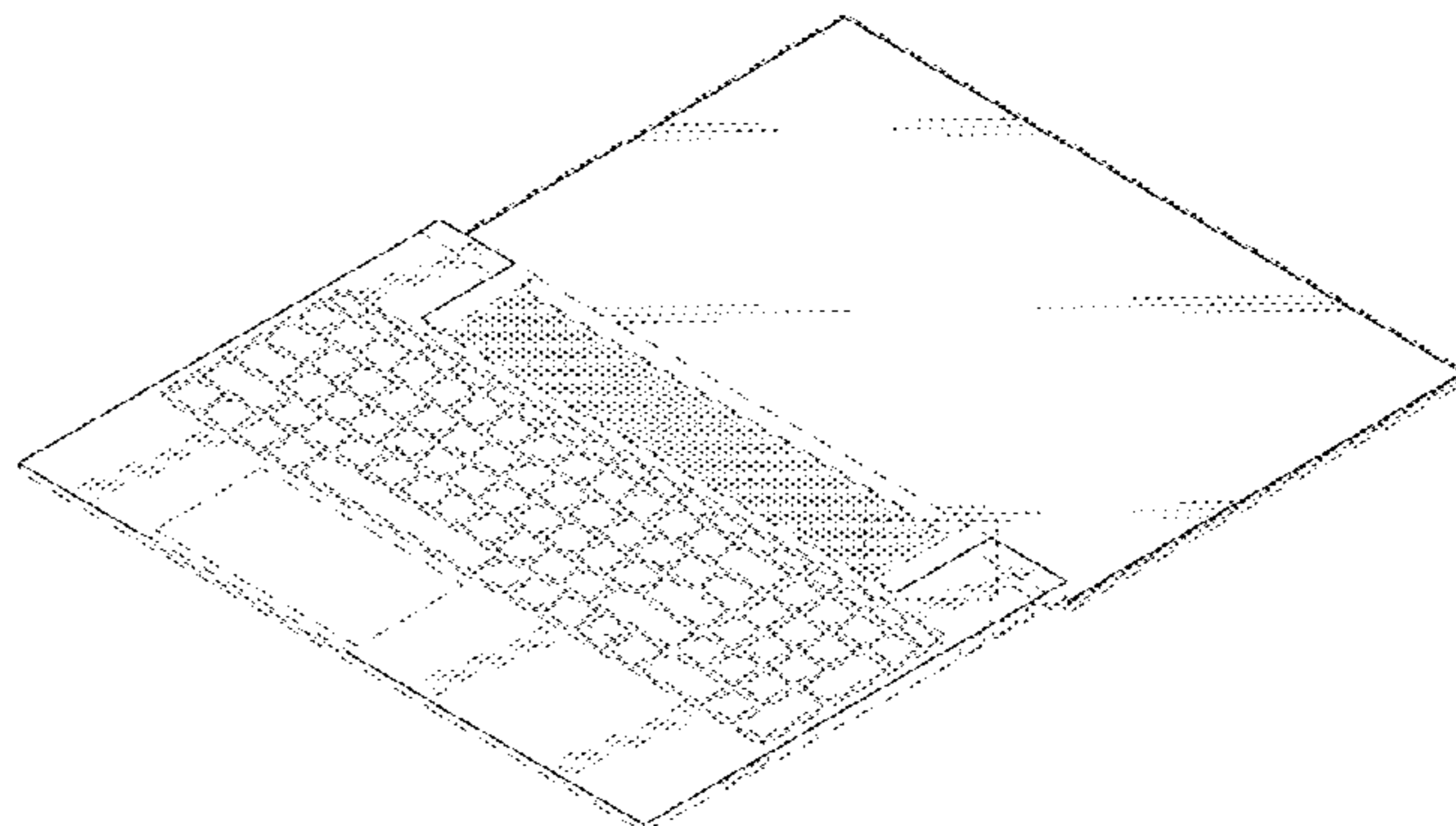

The ornamental design for a notebook computer, as shown
and described.

DESCRIPTION

FIG. 1 is a perspective view of a notebook computer
showing our new design in a standing state;
FIG. 2 is a front view thereof;
FIG. 3 is a rear view thereof;
FIG. 4 is a left side view thereof;
FIG. 5 is a right side view thereof;
FIG. 6 is a top view thereof;
FIG. 7 is a bottom view thereof;
FIG. 8 is a perspective view thereof in an opened state;
FIG. 9 is a perspective view thereof in a flattened state; and,
FIG. 10 is an enlarged view of the indicated portion of FIG.
9.

The dashed broken lines illustrate portions of the notebook
computer and form no part of the claimed design.

1 Claim, 10 Drawing Sheets



(56)

References Cited

U.S. PATENT DOCUMENTS

6,882,529 B2 * 4/2005 Helot G06F 1/1616
 361/679.08
 6,912,121 B2 * 6/2005 Karidis G06F 1/1616
 248/455
 7,453,440 B2 * 11/2008 Sun G06F 1/162
 345/156
 D602,484 S * 10/2009 Cai D14/318
 7,852,625 B2 * 12/2010 Asawa G06F 1/1616
 361/679.55
 7,864,524 B2 * 1/2011 Ladouceur G06F 1/1616
 361/679.55
 D650,380 S * 12/2011 Ballout D14/331
 8,310,823 B2 * 11/2012 Stoltz G06F 1/1616
 361/679.08
 D675,199 S * 1/2013 Wen D14/315
 D683,343 S * 5/2013 Wen D14/315
 D695,287 S * 12/2013 Chang D14/315
 9,007,751 B2 * 4/2015 Liang G06F 1/1616
 16/342
 9,072,174 B2 * 6/2015 Lin H05K 7/02
 9,092,194 B2 * 7/2015 Chan G06F 1/1616
 9,107,301 B2 * 8/2015 Pan H05K 5/0226
 D768,621 S * 10/2016 Park D14/315

D783,598 S * 4/2017 Bai D14/315
 D783,599 S * 4/2017 Bai D14/315
 D786,858 S * 5/2017 Cheng D14/315
 9,778,693 B2 * 10/2017 Yeh G06F 1/1677
 D845,307 S * 4/2019 Hallar D14/447
 10,254,794 B1 * 4/2019 Wu G06F 1/1641
 D859,414 S * 9/2019 Wu D14/434
 2004/0228081 A1 * 11/2004 Lee G06F 1/166
 361/679.06
 2004/0246665 A1 * 12/2004 Cheng G06F 1/1656
 361/679.06
 2014/0376145 A1 * 12/2014 Zhang G06F 1/1681
 361/143
 2017/0090522 A1 * 3/2017 Lu G06F 1/1616
 2019/0129475 A1 * 5/2019 Lai E05D 11/06

OTHER PUBLICATIONS

DualFlip iF World Design Guide | posted at ifworlddesignguide.com 2016 Design Award [online]. [retrieved Nov. 24, 2019] from Internet: <<https://ifworlddesignguide.com/entry/172142-dualflip>> (Year: 2016).*
 "Office Action of Taiwan Counterpart Application", dated Apr. 25, 2019, p. 1-p. 3.

* cited by examiner

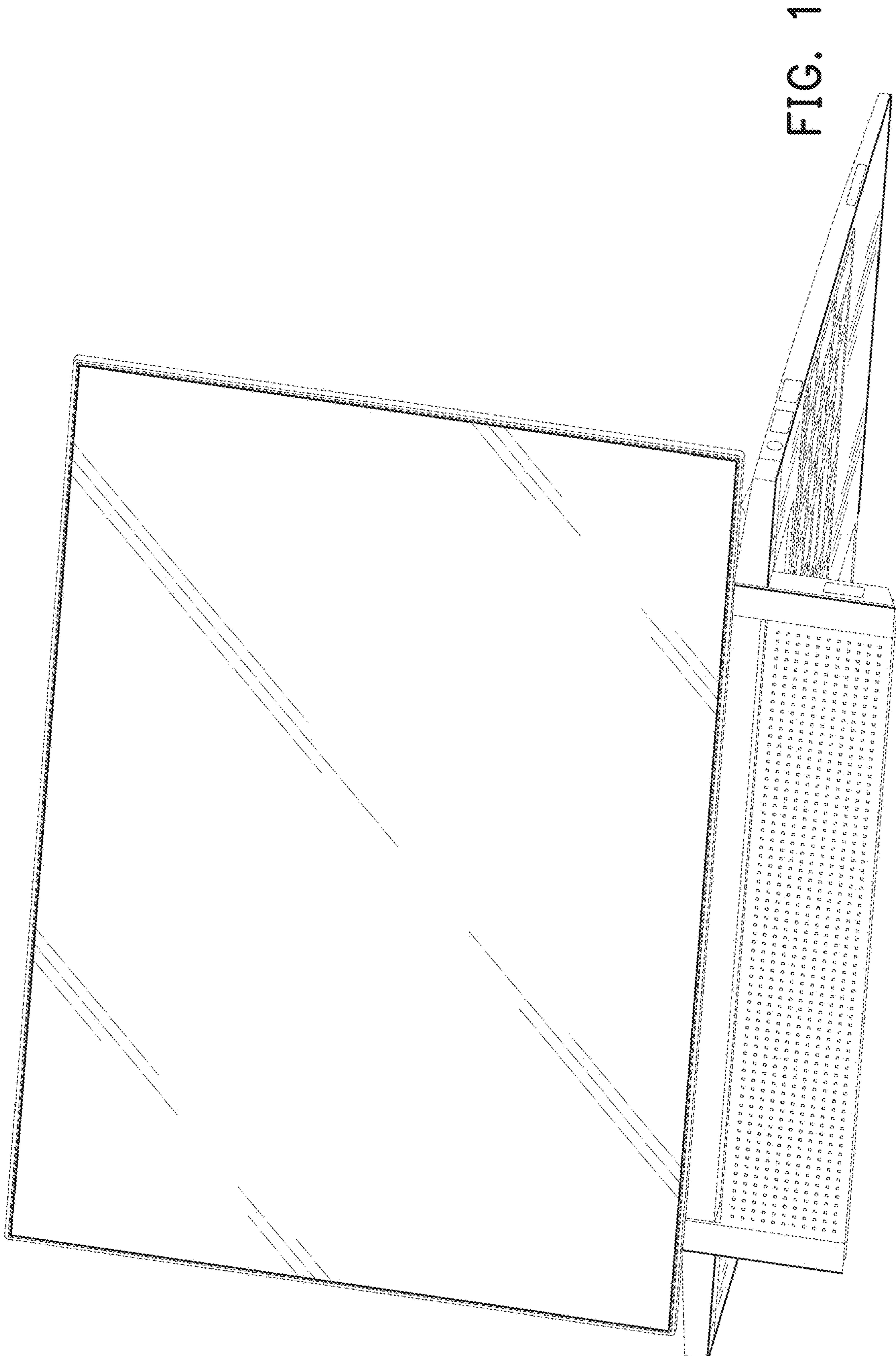


FIG. 1

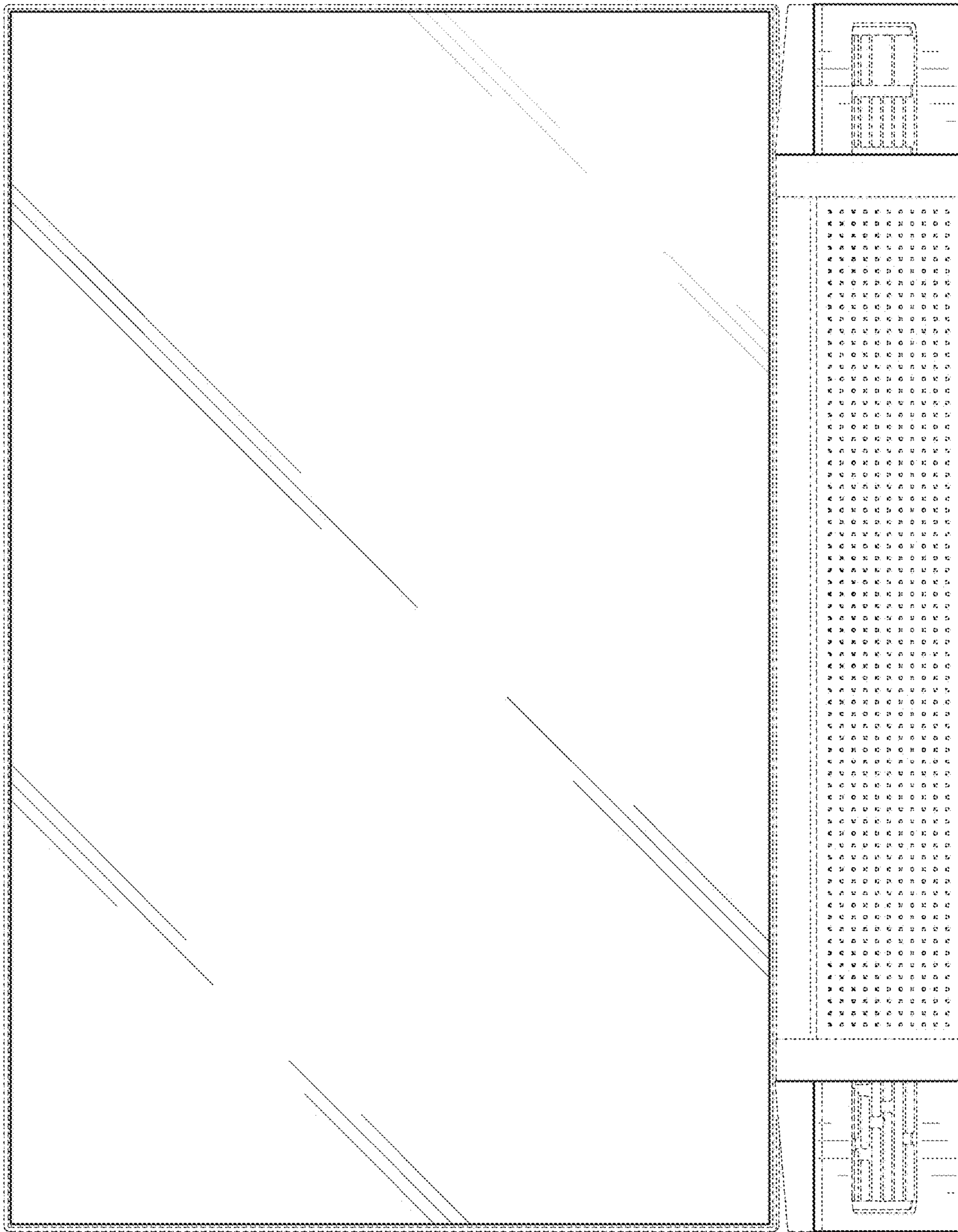


FIG. 2




FIG. 3

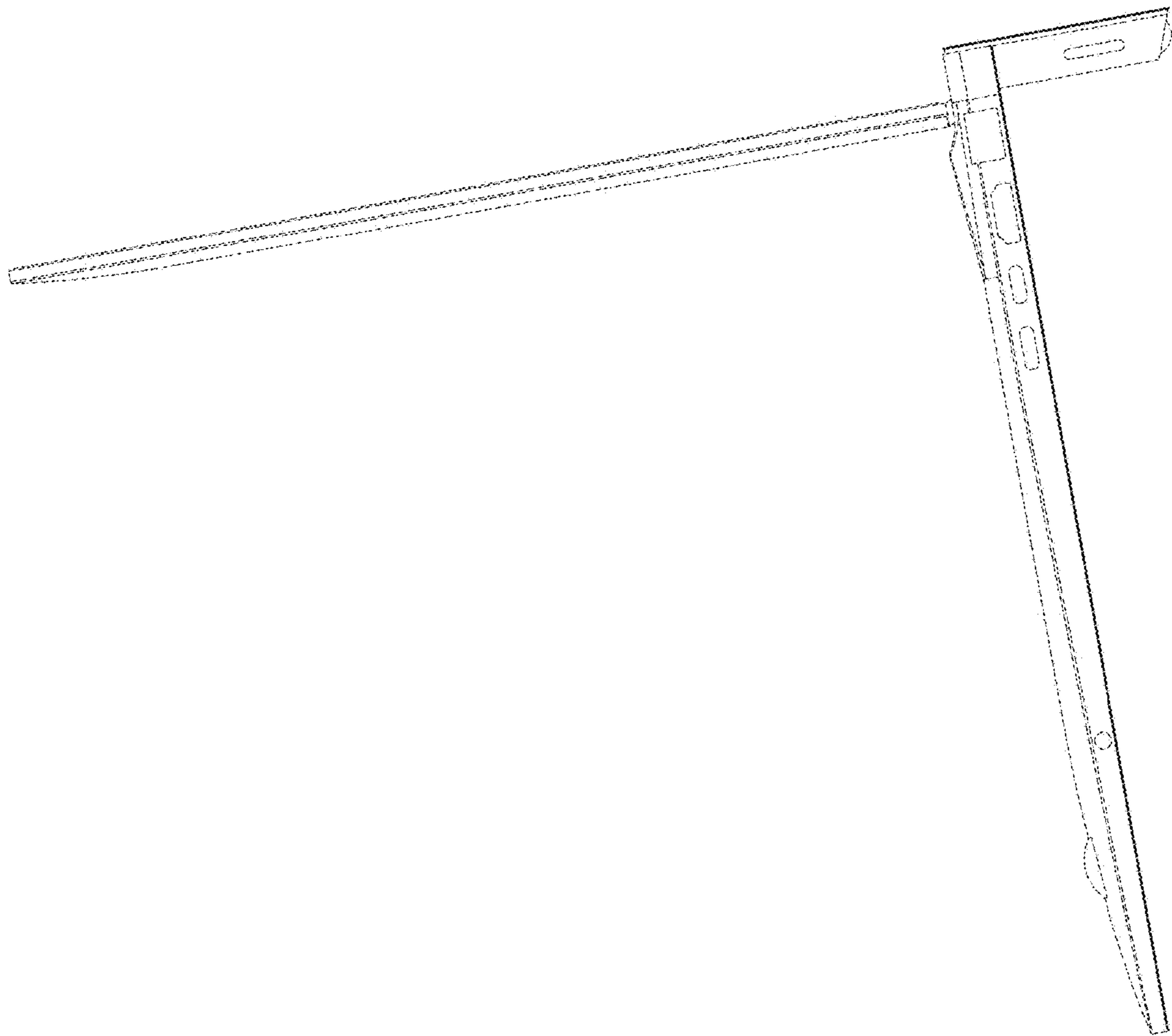


FIG. 4

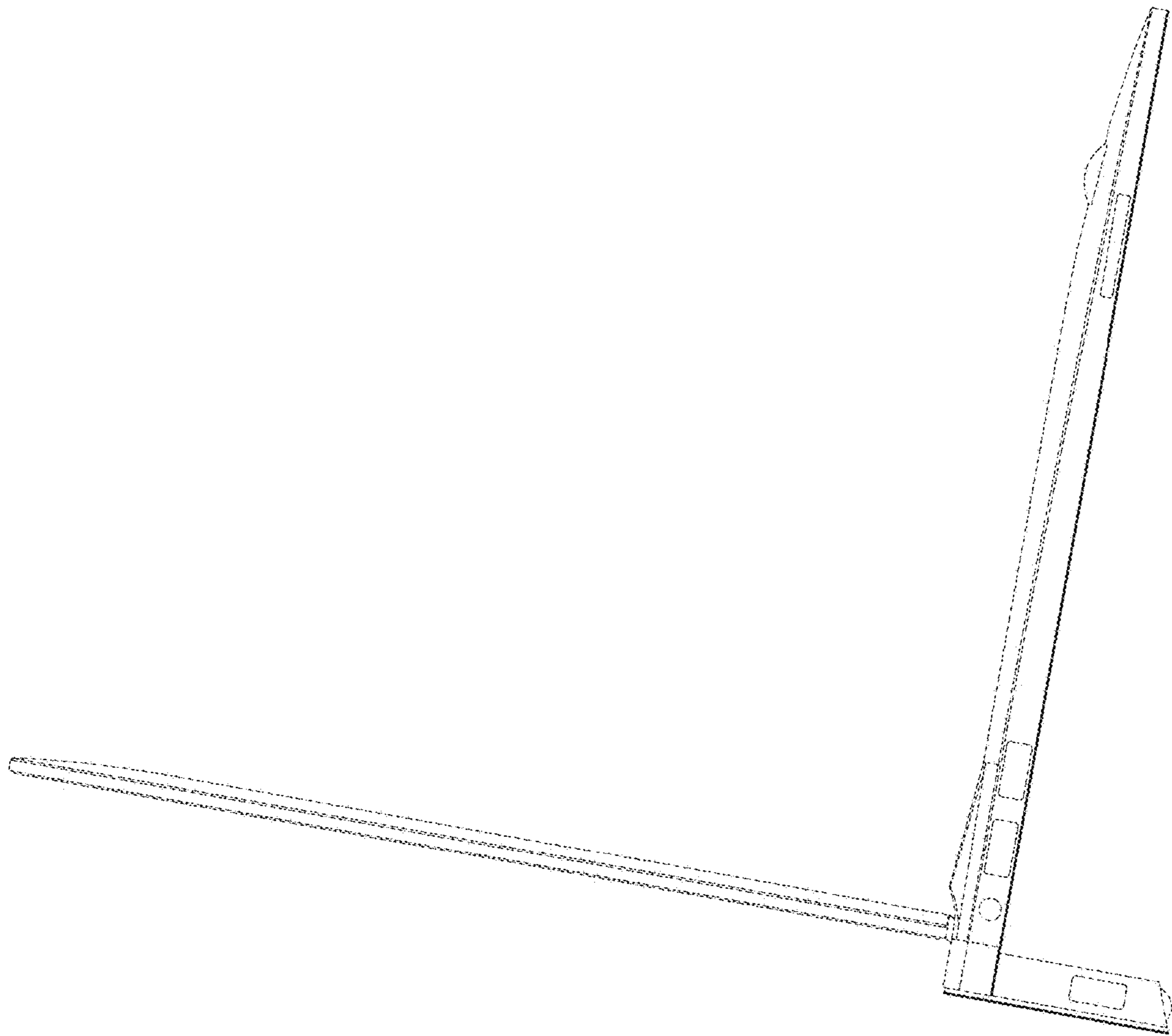


FIG. 5




FIG. 6

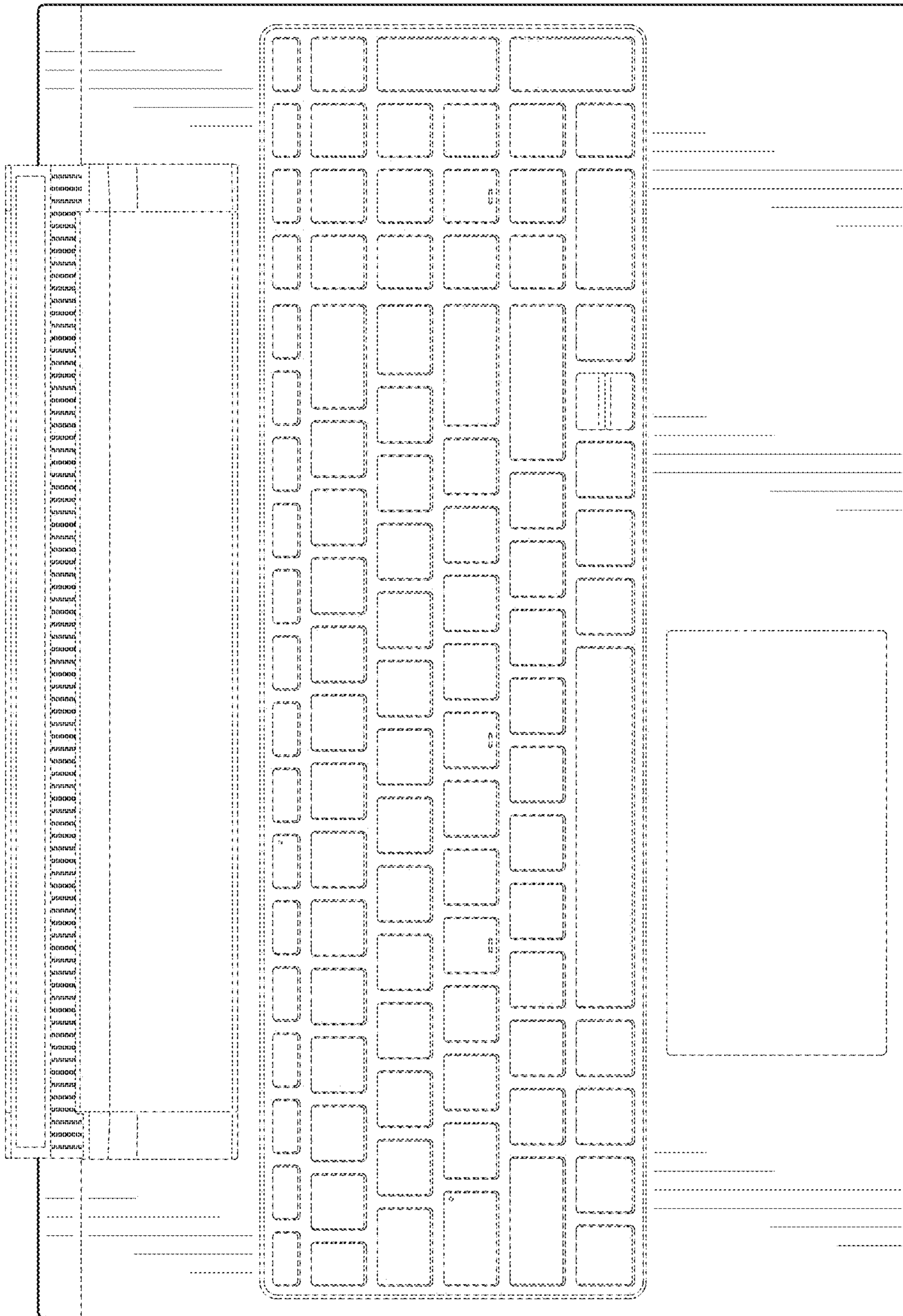


FIG. 7

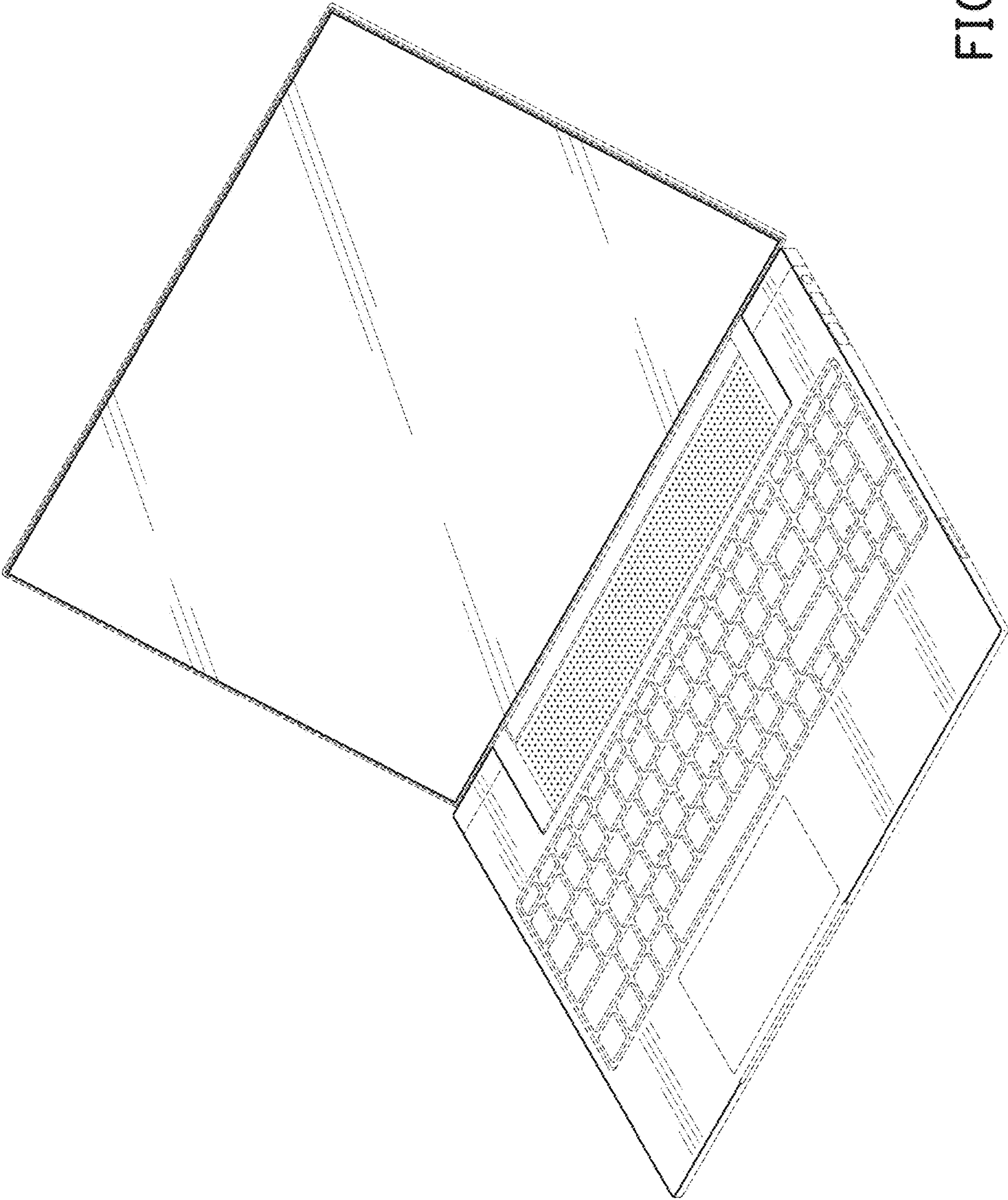


FIG. 8

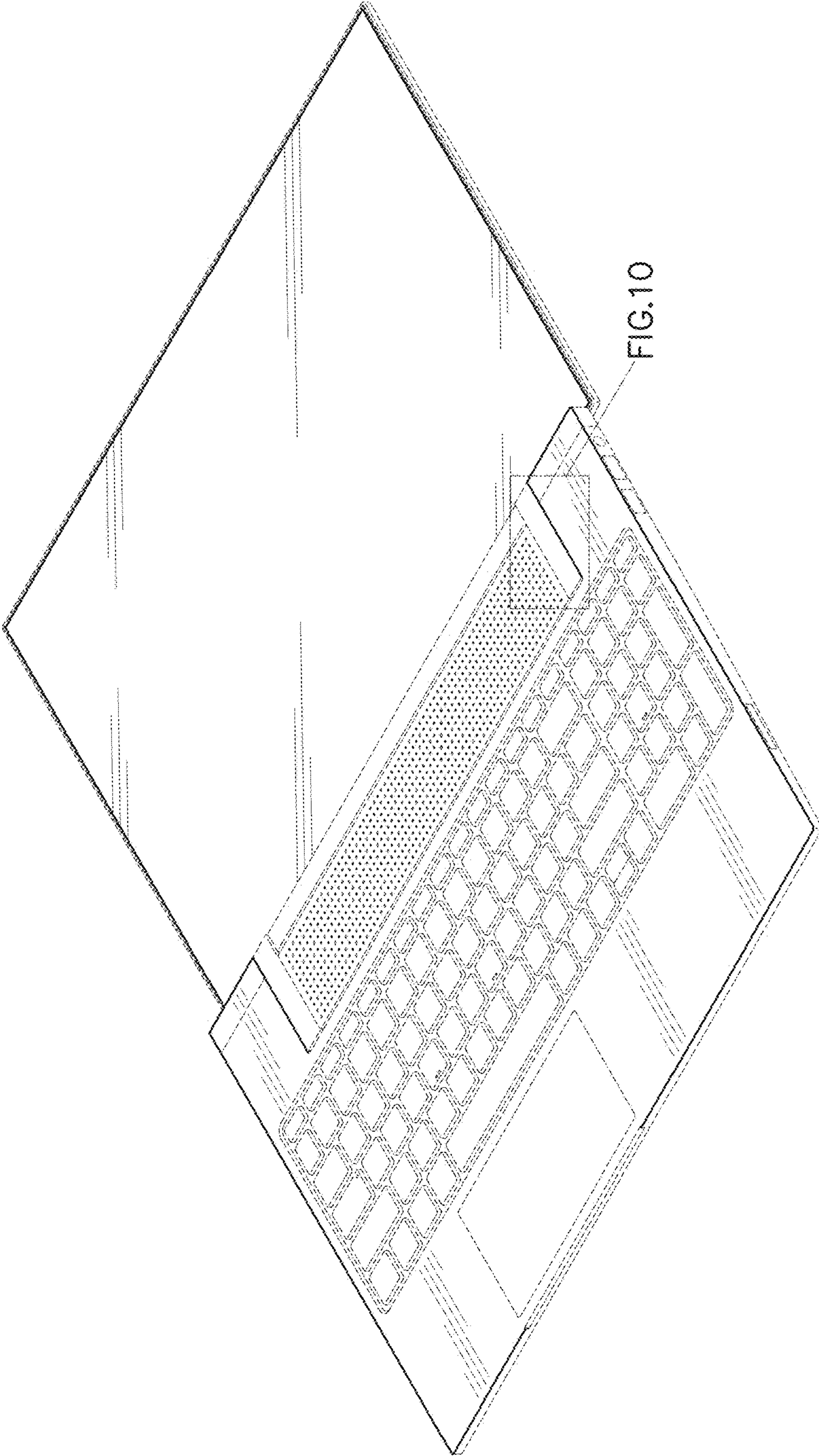


FIG. 9




FIG. 10