

US00D912653S

(12) **United States Design Patent** (10) **Patent No.:** **US D912,653 S**  
**Kim** (45) **Date of Patent:** **\*\* \*Mar. 9, 2021**

(54) **CASE FOR ELECTRONIC DEVICES**

D14/496, 248, 238.1, 240, 447, 230, 247,  
D14/341, 345, 346, 439; D3/201, 218,  
D3/269, 301, 273, 303; D13/103,  
D13/107-108

(71) Applicant: **SPIGEN KOREA CO., LTD.**, Seoul  
(KR)

(72) Inventor: **Dae-Young Kim**, Seoul (KR)

CPC . A45C 2011/002; A45C 11/00; A45C 13/002;  
A45C 2011/003; H04M 1/0283; H04M  
1/0202; H04M 1/185; H04B 1/3888  
See application file for complete search history.

(73) Assignee: **SPIGEN KOREA CO., LTD.**, Seoul  
(KR)

(\* ) Notice: This patent is subject to a terminal dis-  
claimer.

(56) **References Cited**

(\*\*) Term: **15 Years**

U.S. PATENT DOCUMENTS

(21) Appl. No.: **29/618,484**

(22) Filed: **Sep. 21, 2017**

D565,291 S	4/2008	Brandenburg et al.
D609,463 S	2/2010	Bullen
D621,822 S	8/2010	Richardson et al.
D624,064 S	9/2010	Esposito
D624,533 S	9/2010	Richardson et al.
D624,910 S	10/2010	Richardson et al.
D644,218 S	8/2011	Akana et al.
D644,637 S	9/2011	Smith et al.
D644,638 S	9/2011	Melanson et al.
D644,639 S	9/2011	Weller et al.
D657,782 S	4/2012	Biller
D659,691 S	5/2012	Kim et al.
D662,092 S	6/2012	Bau
D674,791 S	1/2013	Melanson et al.
D676,845 S	2/2013	Melanson et al.
D677,249 S	3/2013	Li et al.
D677,251 S	3/2013	Melanson et al.
D682,260 S	5/2013	Tages et al.
D684,150 S	6/2013	Goradesky et al.
D685,361 S	7/2013	Goradesky et al.
D689,852 S	9/2013	Azoulay
8,681,491 B1	3/2014	Cruz et al.
D703,652 S	4/2014	Melanson
D703,654 S	4/2014	Melanson et al.
D703,655 S	4/2014	Melanson
D714,274 S	9/2014	Jung et al.
D714,278 S	9/2014	Case et al.
D721,685 S	1/2015	Hasbrook et al.
D729,218 S	5/2015	Wilson et al.
D732,498 S	6/2015	Huang
D736,205 S	8/2015	Park
D739,391 S	9/2015	Chen
9,143,181 B1	9/2015	Jia et al.
D741,279 S	10/2015	Tai
D741,844 S	10/2015	Rayner
D741,845 S	10/2015	Kim
D743,389 S	11/2015	Akana
D743,931 S	11/2015	Hubbard

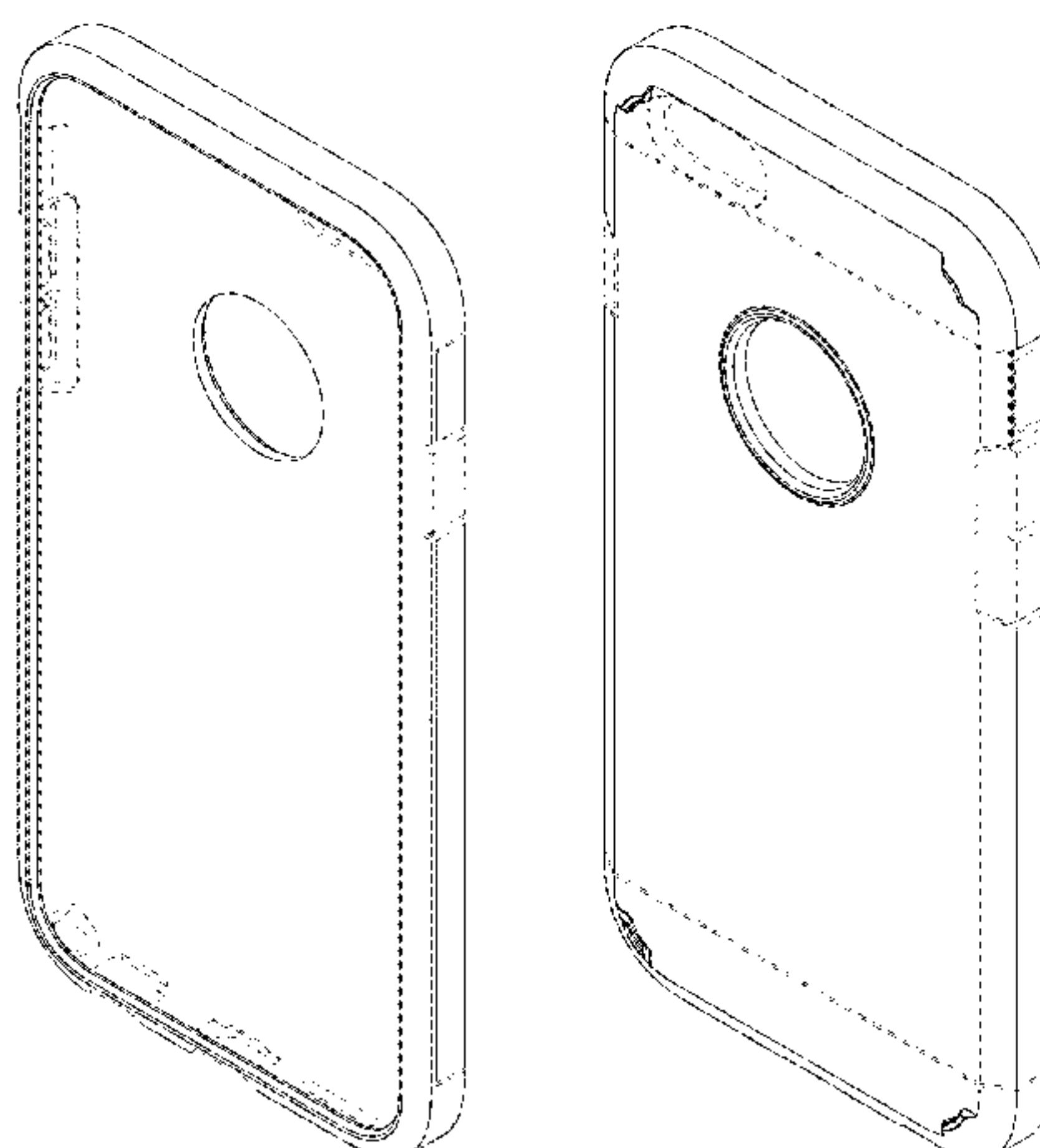
**Related U.S. Application Data**

(63) Continuation of application No. 29/614,265, filed on Aug. 17, 2017, which is a continuation of application No. 29/593,707, filed on Feb. 10, 2017, now Pat. No. Des. 807,338, which is a continuation of application No. 29/568,017, filed on Jun. 14, 2016, now Pat. No. Des. 788,760, which is a continuation of application No. 29/495,236, filed on Jun. 27, 2014, now Pat. No. Des. 771,607, said application No. 29/593,707 is a continuation of application No. 29/568,020, filed on Jun. 14, 2016, now Pat. No. Des. 79,116, which is a continuation of application No. 29/495,236, filed on Jun. 27, 2014, now Pat. No. Des. 771,607, said application No. 29/593,707 is a continuation of application No. 29/568,021, filed on Jun. 14, 2016, now Pat. No. Des. 786,233, which is a continuation of application No. 29/495,236, filed on Jun. 27, 2014, now Pat. No. Des. 771,607.

(51) **LOC (13) Cl.** ..... **14-03**

(52) **U.S. Cl.**  
USPC ..... **D14/250**

(58) **Field of Classification Search**  
USPC ..... D14/250-253, 440, 203.3-203.7, 217,



D744,471 S	12/2015	Fitzgerald	
D746,273 S	12/2015	Herbst	
D746,275 S	12/2015	Mohammad	
D746,801 S	1/2016	Pan	
D746,805 S	1/2016	Kim	
D747,306 S	1/2016	Kim	
D748,614 S	2/2016	Ju	
D749,555 S	2/2016	Poon et al.	
D749,563 S	2/2016	Akana	
D749,567 S	2/2016	Lee	
D749,591 S	2/2016	Akana	
9,247,795 B2	2/2016	Kim	
D752,037 S	3/2016	Akana	
9,295,174 B2	3/2016	Witter	
9,301,414 B2	3/2016	Chao	
D753,099 S	4/2016	Kim	
D753,641 S	4/2016	Roberts	
D754,651 S	4/2016	Roberts	
D754,652 S	4/2016	Robert	
D756,340 S	5/2016	Babichenko	
D756,978 S	5/2016	Addonisio	
D771,028 S *	11/2016	Kim	D14/250
D771,607 S *	11/2016	Kim	D14/250
D775,112 S	12/2016	Hemesath et al.	
D775,620 S *	1/2017	Kim	D14/250
D776,648 S *	1/2017	Kim	D14/250
9,628,133 B2 *	4/2017	Kim	H04B 1/3888
D786,233 S *	5/2017	Kim	D14/250
D788,760 S *	6/2017	Kim	D14/250
D791,116 S *	7/2017	Kim	D14/250
D796,497 S *	9/2017	Kim	D14/250
D802,574 S *	11/2017	Kim	D14/250
D807,338 S *	1/2018	Kim	D14/250
2014/0051488 A1	2/2014	Chung	
2014/0284096 A1	9/2014	Wu	

OTHER PUBLICATIONS

“iPhone SE 5S 5 Tough Case, Fone-Stuff®—2 Layer Armor Shell Hardback Cover in White (Includes Screen Protector)”, [https://www.amazon.co.uk/iPhone-Touch-Case-Fone-Stuff®-Protector/dp/B00J7Y547O/ref=sr\\_1\\_4](https://www.amazon.co.uk/iPhone-Touch-Case-Fone-Stuff®-Protector/dp/B00J7Y547O/ref=sr_1_4); available online Mar. 24, 2014.

“iPhone SE/5s/5/Tone”, <https://www.switcheasy.com/iphone-se5s5/24-tones>, Downloaded Jun. 13, 2016, 4 pages.

“Lunatik SMK5-001 Seismik Touch Suspension Frame for iPhone 5/iPhone 5S—Retail Packaging—Black/Smoke”, [https://www.amazon.com/Lunatik-SMK5-001-Seismik-Suspension-iPhone/dp/B00BF780QS?ie=UTF8&\\*Version\\*=1&\\*entries\\*=0](https://www.amazon.com/Lunatik-SMK5-001-Seismik-Suspension-iPhone/dp/B00BF780QS?ie=UTF8&*Version*=1&*entries*=0), Downloaded Jun. 13, 2016, 8 pages.

“iPhone 5S/5 Case Slim Armor”, <http://www.spigen.com/products/iphone-5s-5-case-slim-armor-s?variant=1162051877>, Downloaded Jun. 13, 2016, 4 pages.

“SGP iPhone 4 Case Neo Hybrid Matte Series Gun Metal”, <https://www.amazon.co.uk/dp/B004F1IQ7E>, Date first available at Amazon.co.uk of Dec. 3, 2010.

“SGP Neo Hybrid Matte Series Case for the iPhone 4”, <https://www.youtube.com/watch?v=fOH74451I-8>, Published on Sep. 22, 2010.

“Spigen Slim Armor iPhone SE/5S/5 Case with Advanced Drop Protection and Dual Layer Design for iPhone SE/iPhone 5S/iPhone 5—Metal Slate”, <https://www.amazon.com/Spigen-iPhone-Advanced-Protection-Design/dp/B00DD62R40>, Earliest review date of Dec. 14, 2012, Downloaded on Sep. 18, 2018.

Defendants’ Memorandum in Support of Their Motion for Summary Judgment, filed Oct. 29, 2018, in *Spigen Korea Co., Ltd vs. Ultraproof, Inc. et al*, Case No. 2:17-cv-01161 in the United States District Court for the Central District of California.

Declaration of Benjamin A. Campbell in Support of Defendants’ Motion for Summary Judgment, filed Oct. 29, 2018, in *Spigen Korea Co., Ltd vs. Ultraproof, Inc. et al*, Case No. 2:17-cv-01161 in the United States District Court for the Central District of California.

Declaration of Dae-Young Kim in Support of Plaintiff’s Opposition to Defendants’ Motion for Summary Judgment; Covenant Not to Sue Re: Certain Claims of ’283 Patent and ’099 Patent, filed Nov. 21, 2018, in *Spigen Korea Co., Ltd vs. Ultraproof, Inc. et al*, Case No. 2:17-cv-01161 in the United States District Court for the Central District of California.

Plaintiff’s Opposition to Defendants’ Motion for Summary Judgment, filed Nov. 21, 2018, in *Spigen Korea Co., Ltd vs. Ultraproof, Inc. et al*, Case No. 2:17-cv-01161 in the United States District Court for the Central District of California.

Defendants’ Reply in Support of Their Motion for Summary Judgment, filed Nov. 28, 2018, in *Spigen Korea Co., Ltd vs. Ultraproof, Inc. et al*, Case No. 2:17-cv-01161 in the United States District Court for the Central District of California.

Order Granting Defendants’ Motion for Summary Judgment [175]; Denying Plaintiff’s Motion for Summary Judgment [167]; and Denying Plaintiff’s Motion for Leave to File a Fourth Amended Complaint [172]., dated Dec. 12, 2018, in *Spigen Korea Co., Ltd vs. Ultraproof, Inc. et al*, Case No. 2:17-cv-01161 in the United States District Court for the Central District of California.

Judgment, dated Dec. 20, 2018, in *Spigen Korea Co., Ltd vs. Ultraproof, Inc. et al*, Case No. 2:17-cv-01161 in the United States District Court for the Central District of California.

Plaintiff Spigen Korea Co., Ltd.’s Notice of Appeal, filed Jan. 16, 2019, in *Spigen Korea Co., Ltd vs. Ultraproof, Inc. et al*, Case No. 2:17-cv-01161 in the United States District Court for the Central District of California.

\* cited by examiner

Primary Examiner — Sandra S Snapp  
 Assistant Examiner — Holly E Thurman  
 (74) Attorney, Agent, or Firm — Heedong Chae; Lucem, PC

(57) CLAIM

The ornamental design for a case for electronic devices, as shown and described.

DESCRIPTION

FIG. 1 is a front perspective view of a case for electronic devices showing my new design;  
 FIG. 2 is another front perspective view thereof;  
 FIG. 3 is a rear perspective view thereof;  
 FIG. 4 is a front elevational view thereof;  
 FIG. 5 is a rear elevational view thereof;  
 FIG. 6 is a left side elevational view thereof;  
 FIG. 7 is a right side elevational view thereof;  
 FIG. 8 is a top plan view thereof; and,  
 FIG. 9 is a bottom plan view thereof.

The broken line showing of environment is for illustrative purposes only and forms no part of the claimed design.

1 Claim, 9 Drawing Sheets



FIG. 1




FIG. 2

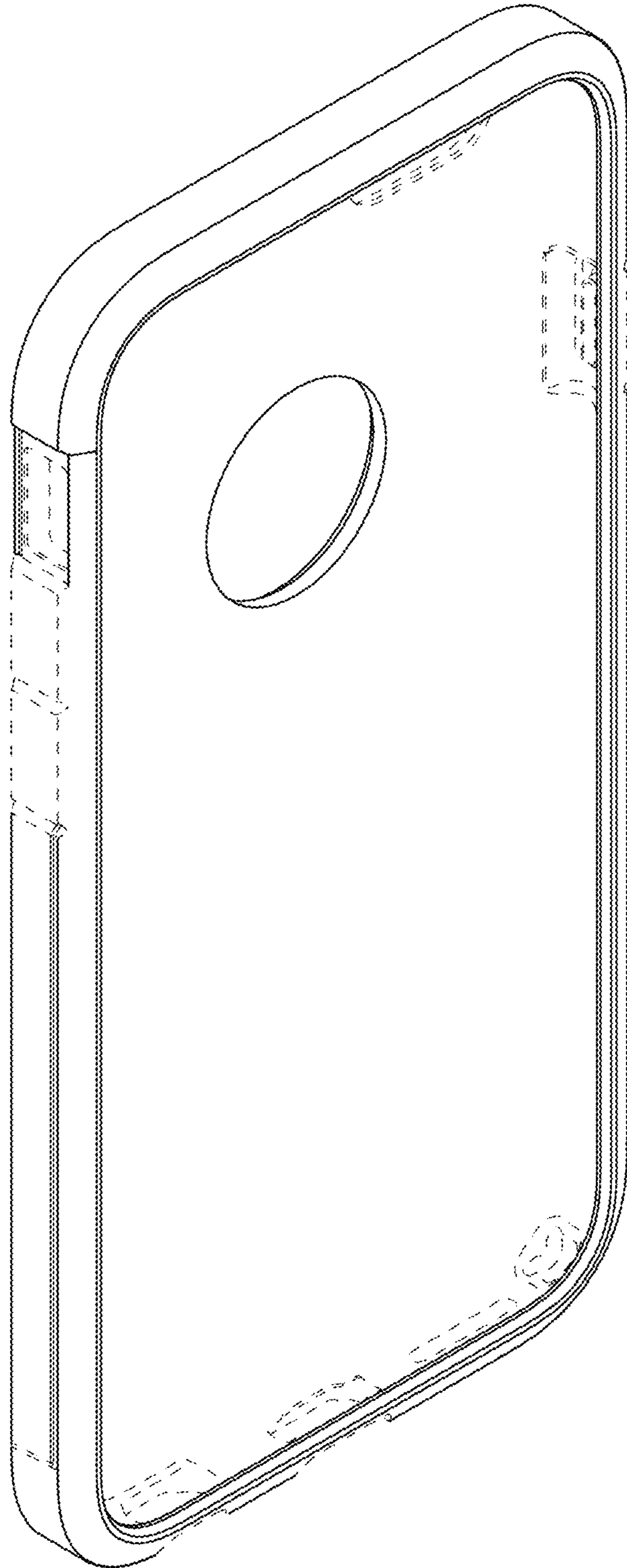


FIG. 3

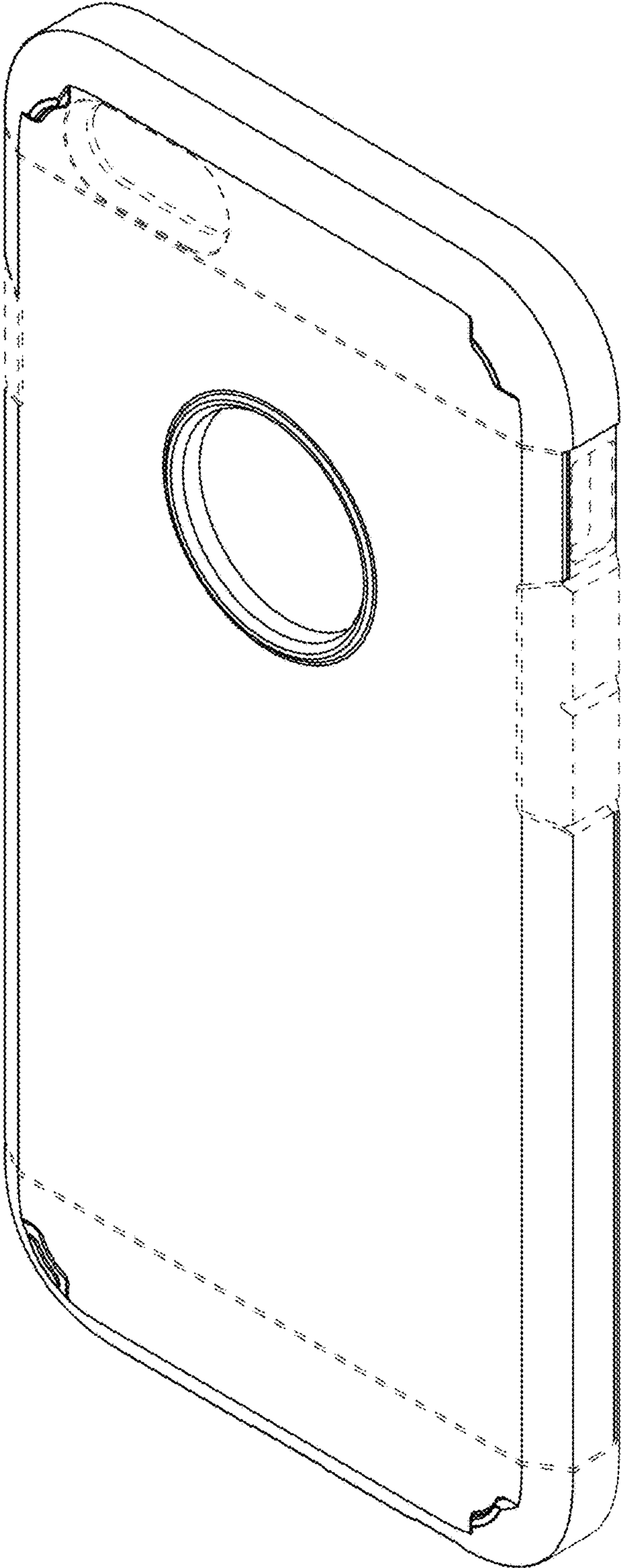


FIG. 4

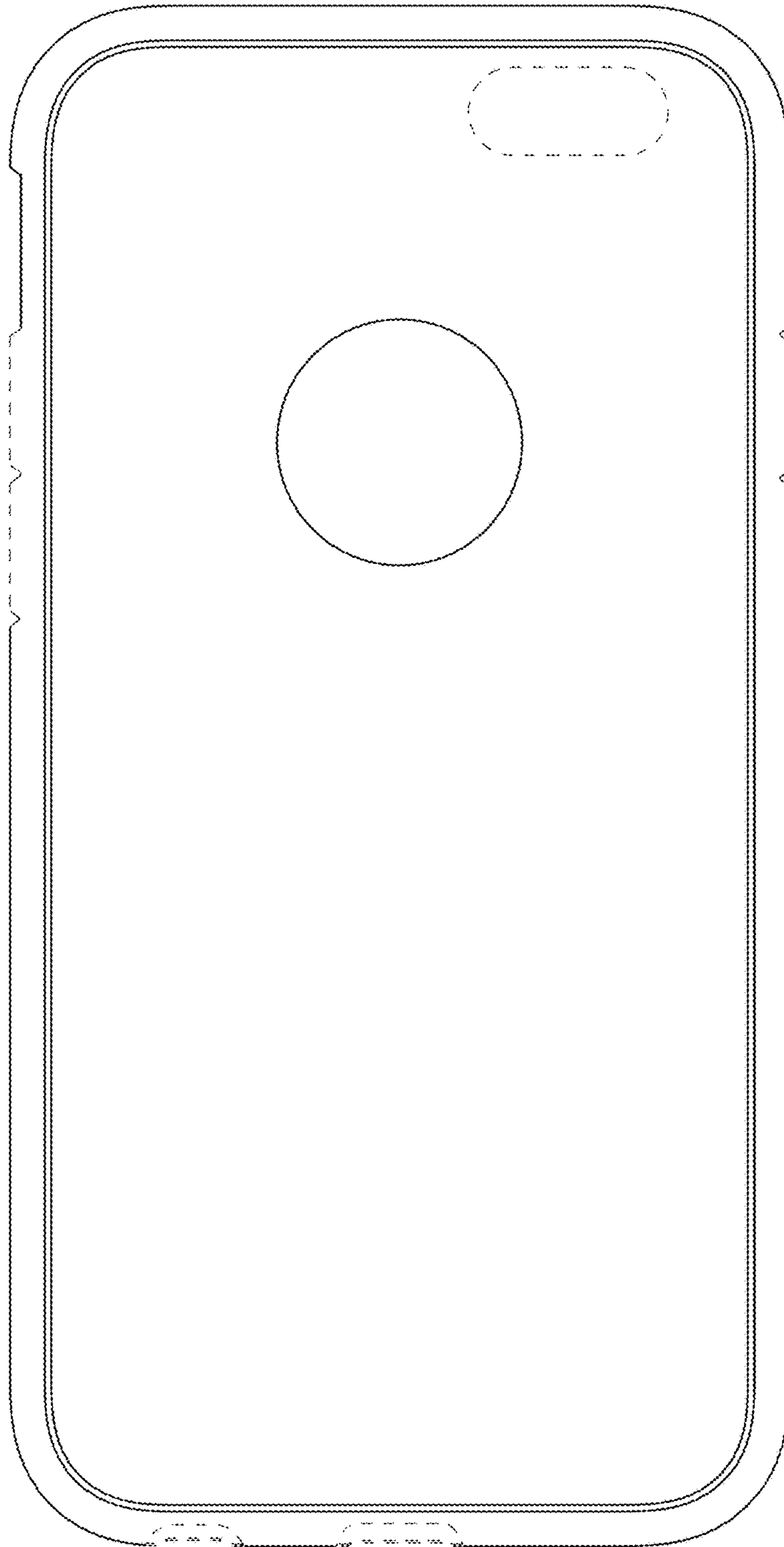


FIG. 5

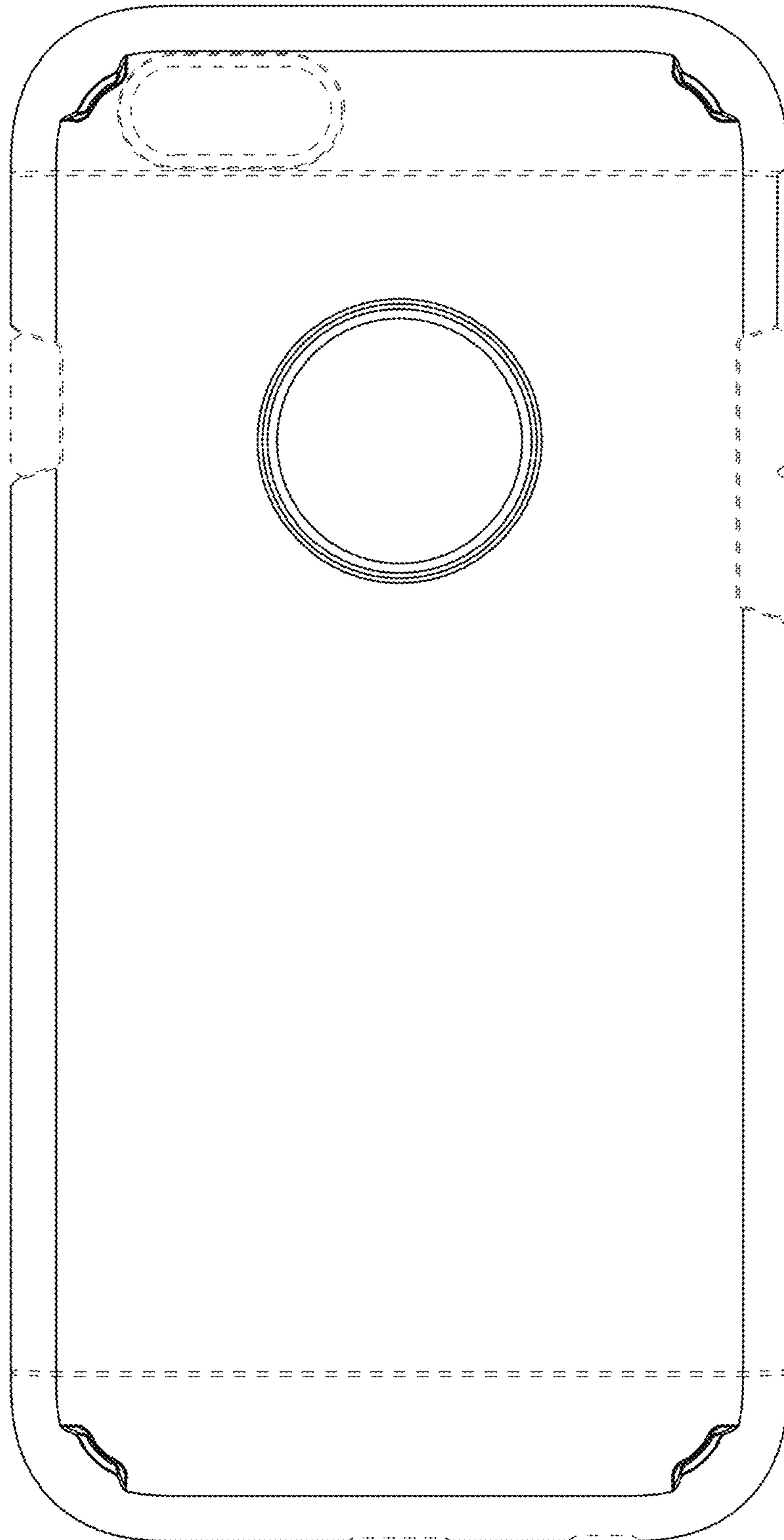


FIG. 6






FIG. 7




FIG. 8




FIG. 9

