



US00D912650S

(12) **United States Design Patent**
Morimoto

(10) **Patent No.:** **US D912,650 S**
(45) **Date of Patent:** **** Mar. 9, 2021**

- (54) **EARPHONE**
- (71) Applicant: **SONY CORPORATION**, Tokyo (JP)
- (72) Inventor: **So Morimoto**, Saitama (JP)
- (73) Assignee: **SONY CORPORATION**, Tokyo (JP)
- (**) Term: **15 Years**
- (21) Appl. No.: **29/715,158**
- (22) Filed: **Nov. 27, 2019**

- 2,090,881 A 8/1937 Wilson
- 2,285,335 A * 6/1942 Hurt B32B 37/144
428/179
- 2,340,037 A 1/1944 Zipper et al.
- 2,921,001 A 1/1960 McDermott
- 2,941,562 A 6/1960 Ripin
- 3,018,015 A 1/1962 Agriss et al.
- 3,345,265 A 10/1967 Grodberg et al.

(Continued)

FOREIGN PATENT DOCUMENTS

- CN 303755329 S 7/2016
- CN 303931584 S 11/2016

(Continued)

Related U.S. Application Data

- (63) Continuation of application No. 29/639,762, filed on Mar. 8, 2018, now Pat. No. Des. 871,365.

Foreign Application Priority Data

- Dec. 28, 2017 (JP) 2017-029452
- Dec. 29, 2017 (CN) 201730682841.X

- (51) **LOC (13) Cl.** **14-01**
- (52) **U.S. Cl.**
USPC **D14/223**; D14/205

- (58) **Field of Classification Search**
USPC D14/205, 223, 218, 168, 496; D24/174,
D24/106; 128/864-867; 428/179, 189;
181/132; 381/380, 381; 455/90.3, 575.1,
455/569.1
CPC H04R 1/10; H04R 25/00; H04R 25/02;
H04R 1/1016; H04R 1/1066; H04R
1/105; H04R 1/1041; H04R 1/1058;
H04R 1/1091; A61F 11/00
See application file for complete search history.

(56) **References Cited**

U.S. PATENT DOCUMENTS

- 271,075 A 1/1883 Jenks
- 470,850 A 3/1892 Rogers
- 1,419,618 A 6/1922 Deming

OTHER PUBLICATIONS

Office Action issued in Japanese Application No. D2017-029606, dated May 7, 2019.

Primary Examiner — Paula Allen Greene
(74) *Attorney, Agent, or Firm* — Michael Best and Friedrich LLP

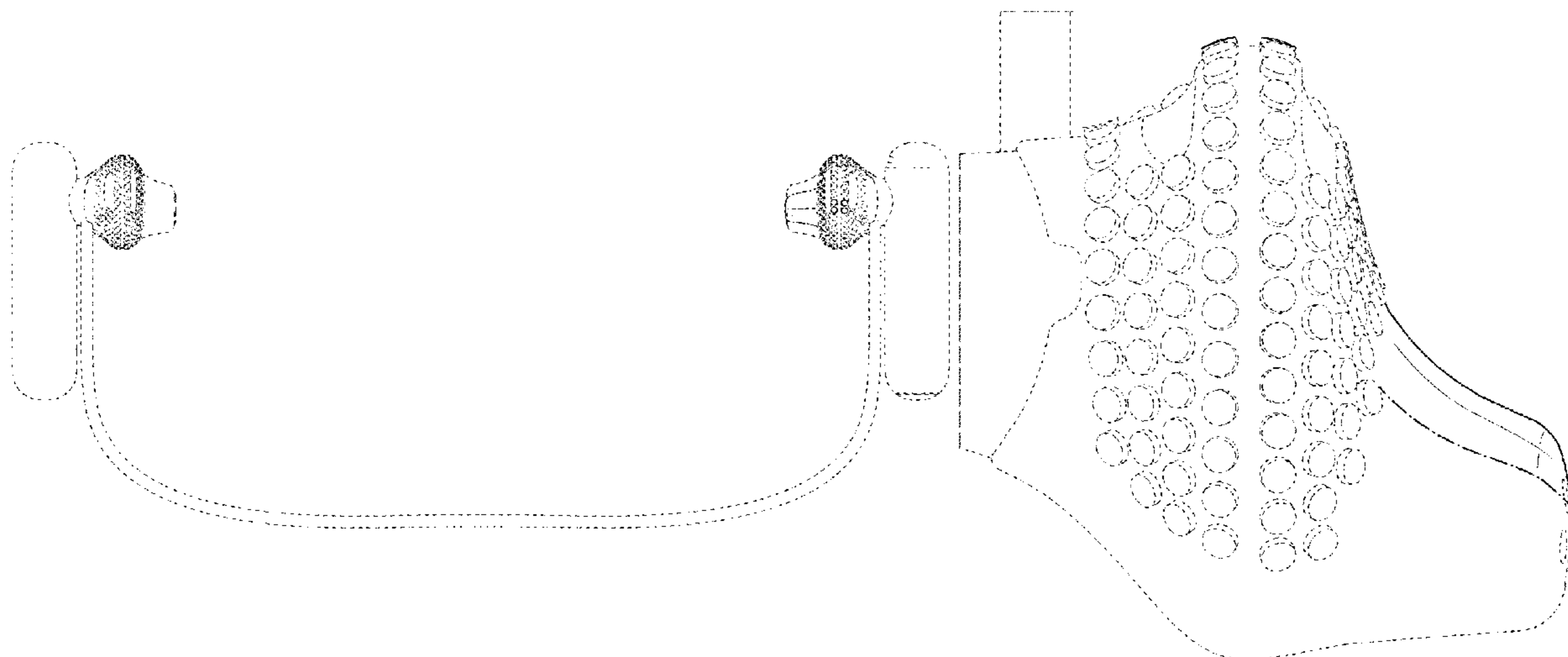
(57) **CLAIM**

The ornamental design for an earphone, as shown and described.

DESCRIPTION

FIG. 1 is a rear elevational view of an earphone showing my new design;
FIG. 2 is a left side elevational view thereof;
FIG. 3 is a top plan view thereof; and
FIG. 4 is a bottom plan view thereof; and,
FIG. 5 is a partially enlarged top plan view thereof along the lines 5-5 and 5'-5' of FIG. 3.
The broken lines illustrating the unclaimed portions of the earphone form no part of the claimed design. Dot-dash broken lines define the boundaries of the claimed design and form no part of the claimed design.

1 Claim, 5 Drawing Sheets



(56)

References Cited

U.S. PATENT DOCUMENTS

3,553,068 A 1/1971 Coale
D220,723 S 5/1971 Abbo et al.
3,588,384 A 6/1971 Negley et al.
3,611,150 A 10/1971 Timm et al.
D223,835 S 6/1972 Schmidt et al.
3,702,123 A * 11/1972 Macken et al. H04R 25/652
181/135
3,781,492 A 12/1973 Cragg et al.
3,977,928 A * 8/1976 Odagiri D21H 5/26
156/62.2
4,335,281 A 6/1982 Scott et al.
4,393,974 A 7/1983 Levesque
D273,707 S * 5/1984 McCall 381/328
D281,281 S 11/1985 Matalon
4,588,867 A 5/1986 Konomi
4,646,872 A 3/1987 Kamon et al.
4,893,344 A 1/1990 Tragardh et al.
D316,550 S 4/1991 Sogabe
5,196,254 A 3/1993 Akiyama
5,310,141 A 5/1994 Homer et al.
D351,171 S 10/1994 Tanaka
5,640,458 A 6/1997 Nishiguchi et al.
D396,860 S 8/1998 Yasutomi
D399,001 S * 9/1998 Yabe D24/174
D417,869 S 12/1999 Yasutomi
D421,014 S 2/2000 Smith
D447,470 S 9/2001 Obata
D467,907 S 12/2002 Marion et al.
D469,753 S 2/2003 Andre et al.
D473,859 S 4/2003 Rivera
6,574,345 B1 * 6/2003 Huang H04R 1/1016
379/430
6,690,807 B1 * 2/2004 Meyer G02C 5/143
2/12
D491,911 S 6/2004 Jung
D505,132 S * 5/2005 Linville D14/223
D511,157 S 11/2005 Johnson
D512,982 S 12/2005 Rodarte
D514,552 S 2/2006 Lee et al.
D515,070 S 2/2006 Andre et al.
D517,053 S 3/2006 Ham
7,099,467 B1 8/2006 Rohrbach
D536,700 S 2/2007 Landau
D551,250 S 9/2007 Andre et al.
D557,689 S * 12/2007 Huang D14/223
D583,804 S 12/2008 Mahler et al.
D587,678 S 3/2009 Yuyama
D588,099 S 3/2009 Yuyama
D594,442 S 6/2009 Chon et al.
D598,374 S 8/2009 Sasada
D601,125 S 9/2009 Komiyama
D601,134 S * 9/2009 Elabidi D14/223
D604,272 S 11/2009 Kitayama
D607,815 S 1/2010 Lui
D618,218 S * 6/2010 Burgett D14/223

D618,219 S * 6/2010 Burgett D14/223
D622,265 S * 8/2010 Rye D14/223
D629,396 S 12/2010 Andre et al.
D632,282 S * 2/2011 Kitayama D14/223
D635,546 S 4/2011 Komiyama
D643,830 S 8/2011 Fish
D645,455 S * 9/2011 Manhard D14/223
D645,816 S 9/2011 Sasada et al.
8,139,806 B2 * 3/2012 Hosaka H04R 1/1075
381/373
D658,362 S 5/2012 Nassiri et al.
D664,523 S * 7/2012 Naitou D14/223
D668,246 S 10/2012 Fathollahi
D678,868 S * 3/2013 Feng D14/223
8,515,116 B2 * 8/2013 Lee H04R 1/1041
381/380
D691,480 S 10/2013 Shukla
D691,580 S 10/2013 Cho et al.
D694,220 S 11/2013 Lee et al.
8,655,006 B2 2/2014 Aase et al.
D707,660 S 6/2014 Yang
D718,284 S * 11/2014 Shibusawa D14/223
D731,781 S 6/2015 Behar et al.
D733,689 S * 7/2015 Narita D14/223
D745,862 S 12/2015 Otani et al.
D752,542 S 3/2016 Lamar
D756,958 S 5/2016 Lee et al.
D757,682 S 5/2016 Perez
D770,425 S * 11/2016 Son D14/223
D780,690 S 3/2017 Clapper
D798,844 S 10/2017 Nokuo
D810,047 S * 2/2018 Tzeng D14/205
D815,037 S 4/2018 Chen
D818,990 S * 5/2018 Tzeng D14/205
D821,999 S 7/2018 Guo
D830,336 S 10/2018 Cai
D842,836 S 3/2019 Ma
D843,938 S 3/2019 Park et al.
D860,165 S * 9/2019 Morimoto D14/205
D870,694 S * 12/2019 Morimoto D14/205
D871,365 S * 12/2019 Morimoto D14/205
D881,376 S * 4/2020 McCormick D24/106
D897,318 S * 9/2020 Blundell D14/223
2003/0161999 A1 8/2003 Kannankeril et al.
2010/0027249 A1 2/2010 Conner et al.
2013/0004011 A1 * 1/2013 Hayashida H04R 1/345
381/380
2016/0056648 A1 2/2016 Dowd
2017/0164087 A1 * 6/2017 Kurtz H04R 1/1066

FOREIGN PATENT DOCUMENTS

CN 303987663 S 12/2016
CN 304005300 S 1/2017
CN 304005351 S 1/2017
CN 304044353 S 2/2017
JP 1556458 S 7/2016

* cited by examiner

FIG.1



FIG.2

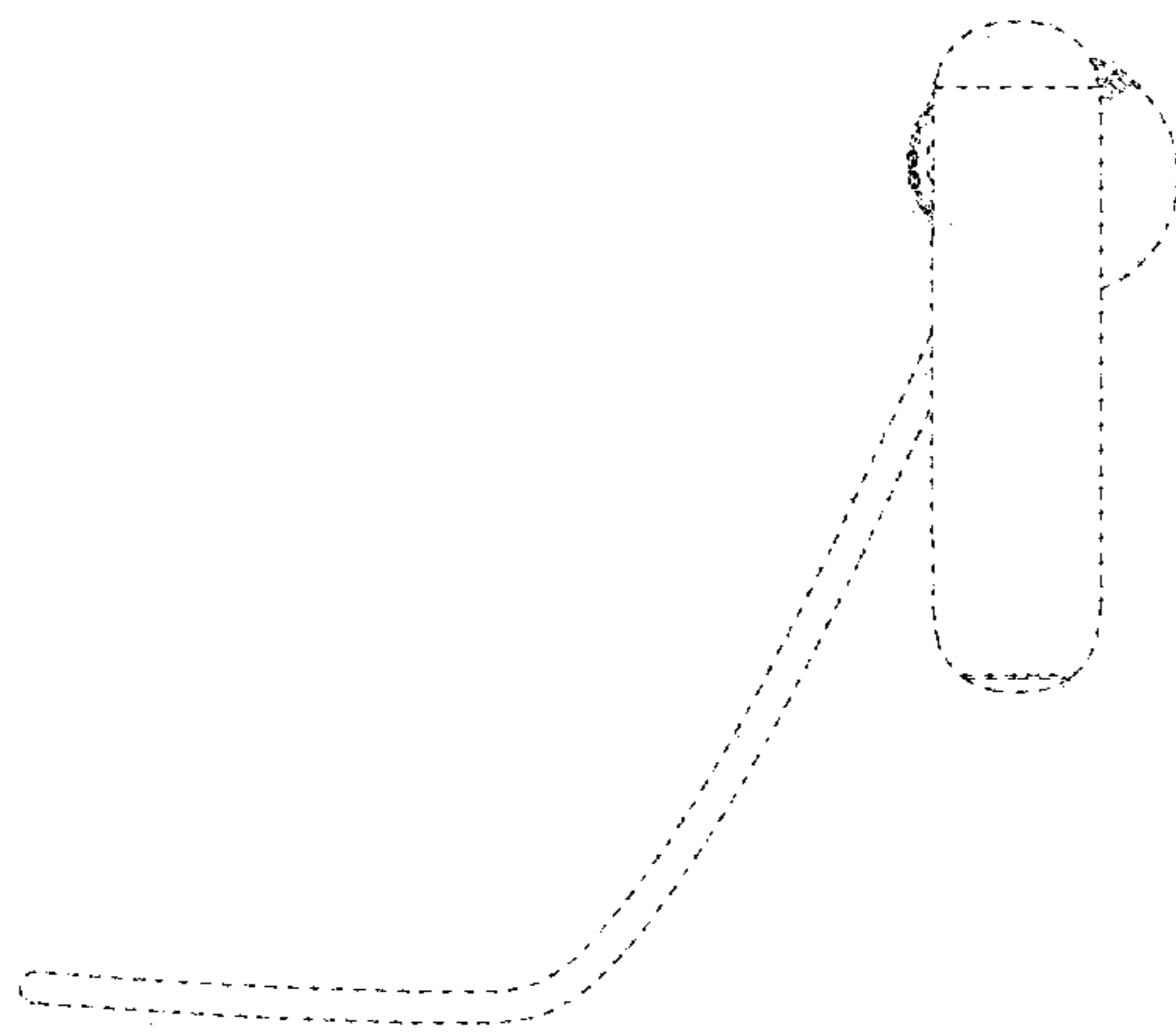


FIG.3

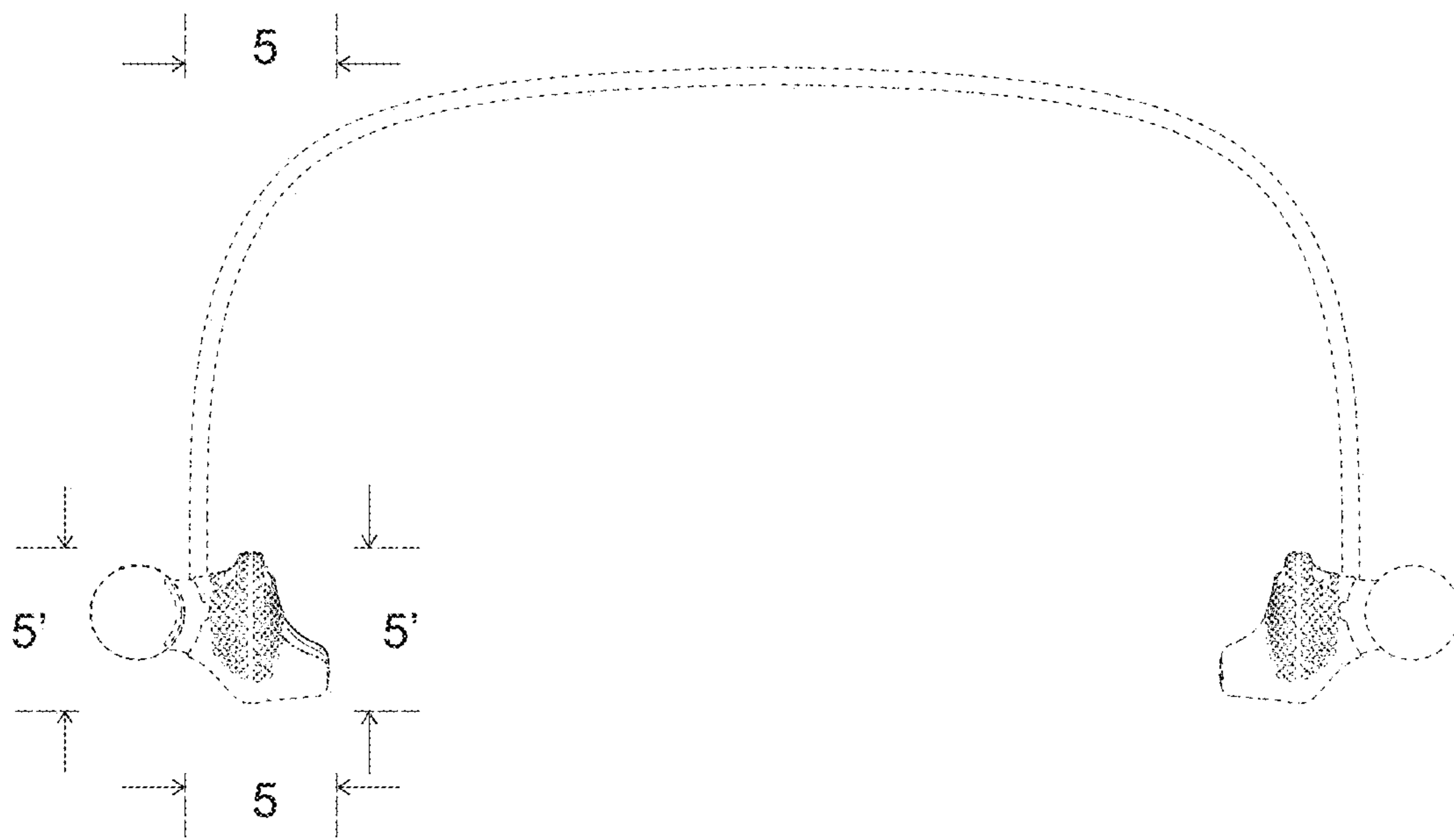


FIG.4




FIG.5

