



US00D912644S

(12) **United States Design Patent** (10) **Patent No.:** **US D912,644 S**
Liu (45) **Date of Patent:** **** Mar. 9, 2021**

(54) **OPEN-EAR HEADPHONES**
(71) Applicant: **SHENZHEN ALEX TECHNOLOGY CO., LTD**, Shenzhen (CN)

(72) Inventor: **Qingquan Liu**, Shenzhen (CN)

(73) Assignee: **SHENZHEN ALEX TECHNOLOGY CO., LTD**, Shenzhen (CN)

(**) Term: **15 Years**

(21) Appl. No.: **29/746,132**

(22) Filed: **Aug. 12, 2020**

(51) **LOC (13) Cl.** **14-01**

(52) **U.S. Cl.**
USPC **D14/205**

(58) **Field of Classification Search**
USPC D14/205, 223; 381/380, 381, 151;
455/90.3, 575.1, 569.1
CPC H04R 1/1066; H04R 1/1016; H04R 5/033;
H04R 5/0335; H04R 1/10; H04R 25/00;
H04R 1/1033; H04R 1/105
See application file for complete search history.

(56) **References Cited**

U.S. PATENT DOCUMENTS

D318,669 S * 7/1991 Nakayama D14/205
D321,879 S * 11/1991 Emmerling D14/192
D337,587 S * 7/1993 Nakayama D14/205
D368,716 S * 4/1996 Shudo D14/205
D371,558 S * 7/1996 Yoshizawa D14/205
D421,014 S * 2/2000 Smith D14/205
D426,880 S * 6/2000 Leight D14/223
6,233,345 B1 * 5/2001 Urwyler H04R 1/1033
351/123
D458,245 S * 6/2002 Masuda D14/192
D460,752 S * 7/2002 Gerdorn D14/222
6,456,721 B1 * 9/2002 Fukuda H04R 1/1066
381/151

D471,176 S * 3/2003 Suzuki D14/205
6,603,863 B1 * 8/2003 Nagayoshi H04R 1/1066
381/370
D502,461 S * 3/2005 Jones D14/168
D549,215 S * 8/2007 Lee D14/206
(Continued)

FOREIGN PATENT DOCUMENTS

CN 306216893 * 12/2020
CN 306248898 * 12/2020
(Continued)

Primary Examiner — Paula Allen Greene

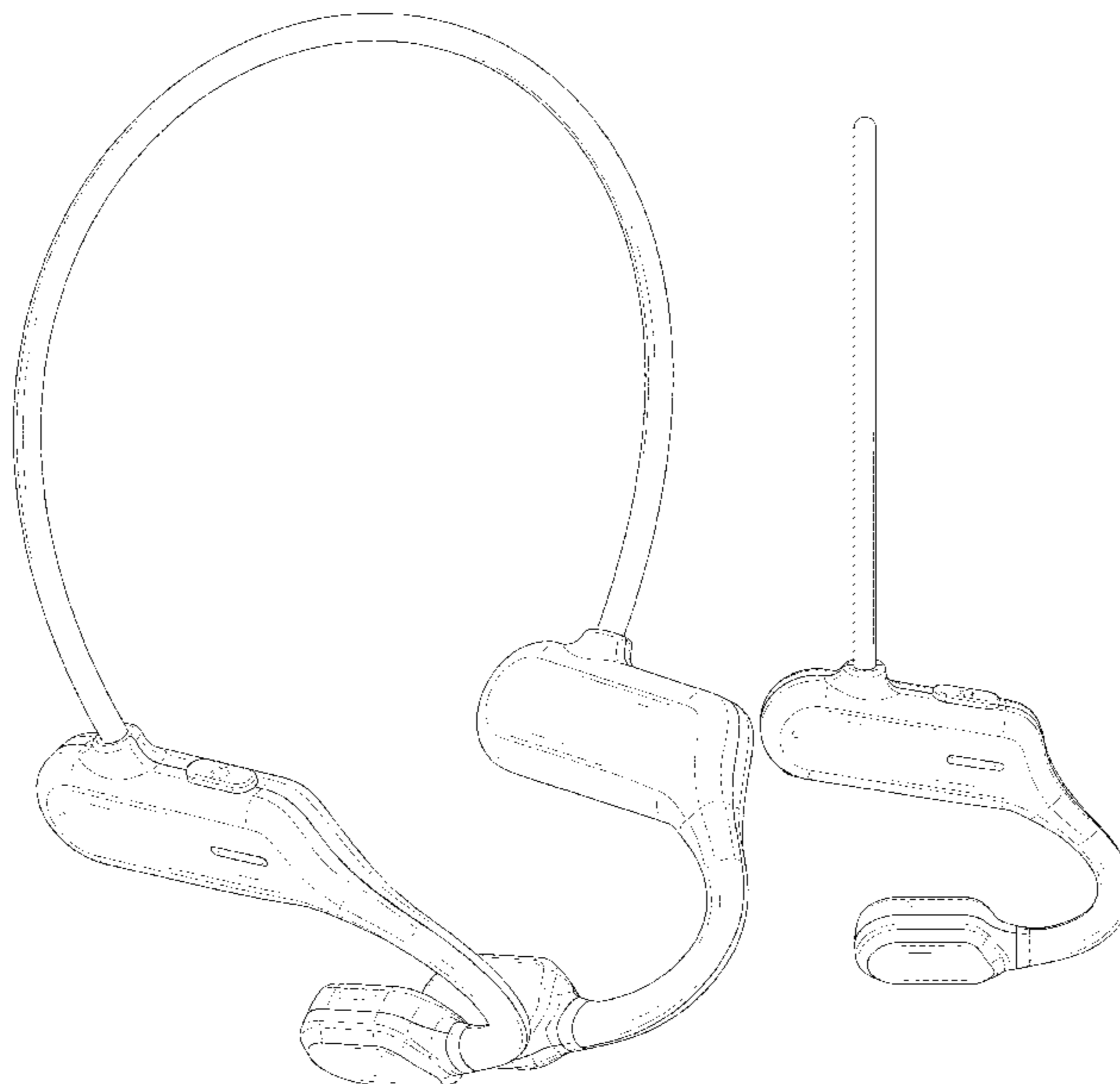
(57) **CLAIM**

The ornamental design for open-ear headphones, as shown and described.

DESCRIPTION

FIG. 1 is a perspective view of a first embodiment of open-ear headphones showing my new design; FIG. 2 is another perspective view thereof; FIG. 3 is a front elevational view thereof; FIG. 4 is a rear elevational view thereof; FIG. 5 is a left side elevational view thereof; FIG. 6 is a right side elevational view thereof; FIG. 7 is a top plan view thereof; FIG. 8 is a bottom plan view thereof; FIG. 9 is a perspective view of a second embodiment of the open-ear headphones showing my new design; FIG. 10 is another perspective view thereof; FIG. 11 is a front elevational view thereof; FIG. 12 is a rear elevational view thereof; FIG. 13 is a left side elevational view thereof; FIG. 14 is a right side elevational view thereof; FIG. 15 is a top plan view thereof; and, FIG. 16 is a bottom plan view thereof. The broken lines in the drawings depict portions of the open-ear headphones that form no part of the claimed design.

1 Claim, 16 Drawing Sheets



(56)

References Cited

U.S. PATENT DOCUMENTS

D550,202 S * 9/2007 Meier D14/206
 D557,685 S * 12/2007 Lee D14/205
 D559,831 S * 1/2008 Lee D14/205
 D575,268 S * 8/2008 Christopher D14/205
 D579,442 S * 10/2008 Kim D14/205
 D587,678 S * 3/2009 Yuyama D14/205
 D604,269 S * 11/2009 Choe D14/205
 D617,308 S * 6/2010 Nousiainen D14/205
 D623,627 S * 9/2010 Alden D14/205
 D653,234 S * 1/2012 Lee D14/205
 D654,444 S * 2/2012 Lin D13/180
 D669,881 S * 10/2012 Clements D14/205
 D678,858 S * 3/2013 Feng D14/205
 D706,745 S * 6/2014 Nakagawa H04R 1/1066
 D707,199 S * 6/2014 Ceyress H04R 1/10
 D716,759 S * 11/2014 Ha D14/205
 D717,765 S * 11/2014 Rausch D14/205
 D721,673 S * 1/2015 Park D14/205
 D722,999 S * 2/2015 Ishikura D14/205
 D740,785 S * 10/2015 Chen D14/205
 D756,958 S * 5/2016 Lee D14/205
 D756,959 S * 5/2016 Lee D14/205
 D763,821 S * 8/2016 Leopardi D14/205
 D766,869 S * 9/2016 Lee D14/205
 D771,587 S * 11/2016 Iwane D14/205

D790,501 S * 6/2017 Wang D14/205
 D790,502 S * 6/2017 Qi D14/205
 D791,100 S * 7/2017 Chen D14/205
 D810,719 S * 2/2018 Nagamine D14/205
 D823,279 S * 7/2018 Chen D14/205
 D829,190 S * 9/2018 Bullen D14/205
 D851,060 S * 6/2019 Lu D14/205
 D851,623 S * 6/2019 Zhang D14/205
 D853,351 S 7/2019 Ott et al.
 D875,710 S * 2/2020 Bailey D14/205
 D883,252 S * 5/2020 Tong D14/205
 D895,571 S * 9/2020 Li D14/205
 D906,281 S * 12/2020 Zhang D14/205
 D907,002 S * 1/2021 Zhang D14/205
 2014/0185837 A1 * 7/2014 Kunimoto H04R 1/1075
 381/151
 2017/0127167 A1 * 5/2017 Zheng H04R 1/105
 2019/0075389 A1 * 3/2019 Jan H04R 1/1041
 2019/0253809 A1 * 8/2019 Kunimoto H04R 1/10
 2021/0014595 A1 * 1/2021 Li H04R 31/00
 2021/0014602 A1 * 1/2021 Li H04R 1/1075
 2021/0021939 A1 * 1/2021 Olah H04R 25/505

FOREIGN PATENT DOCUMENTS

CN 306255904 * 12/2020
 CN 306267754 * 1/2021
 GB 6083775 * 2/2020
 JP D1663637 * 1/2019

* cited by examiner

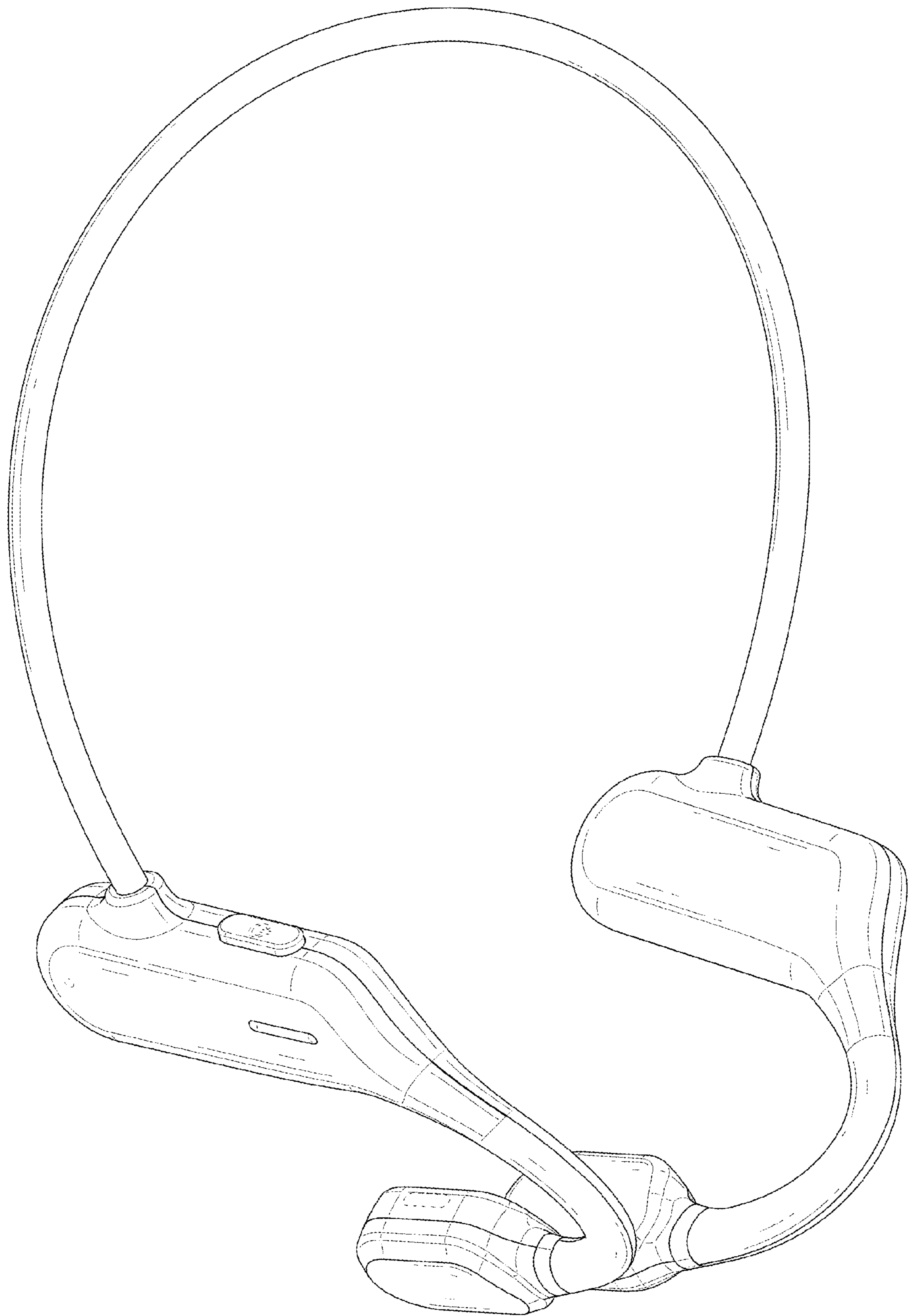


FIG. 1




FIG. 2



FIG. 3



FIG. 4

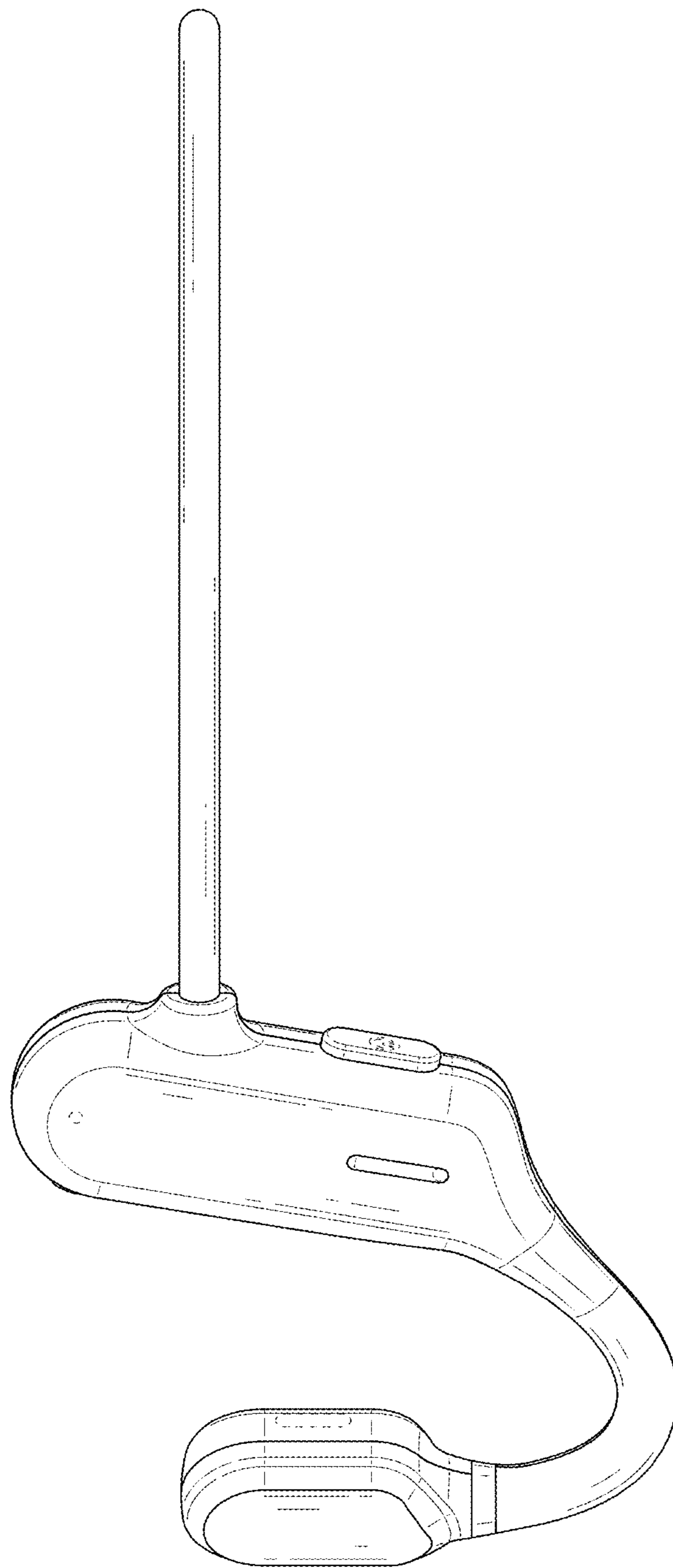


FIG. 5

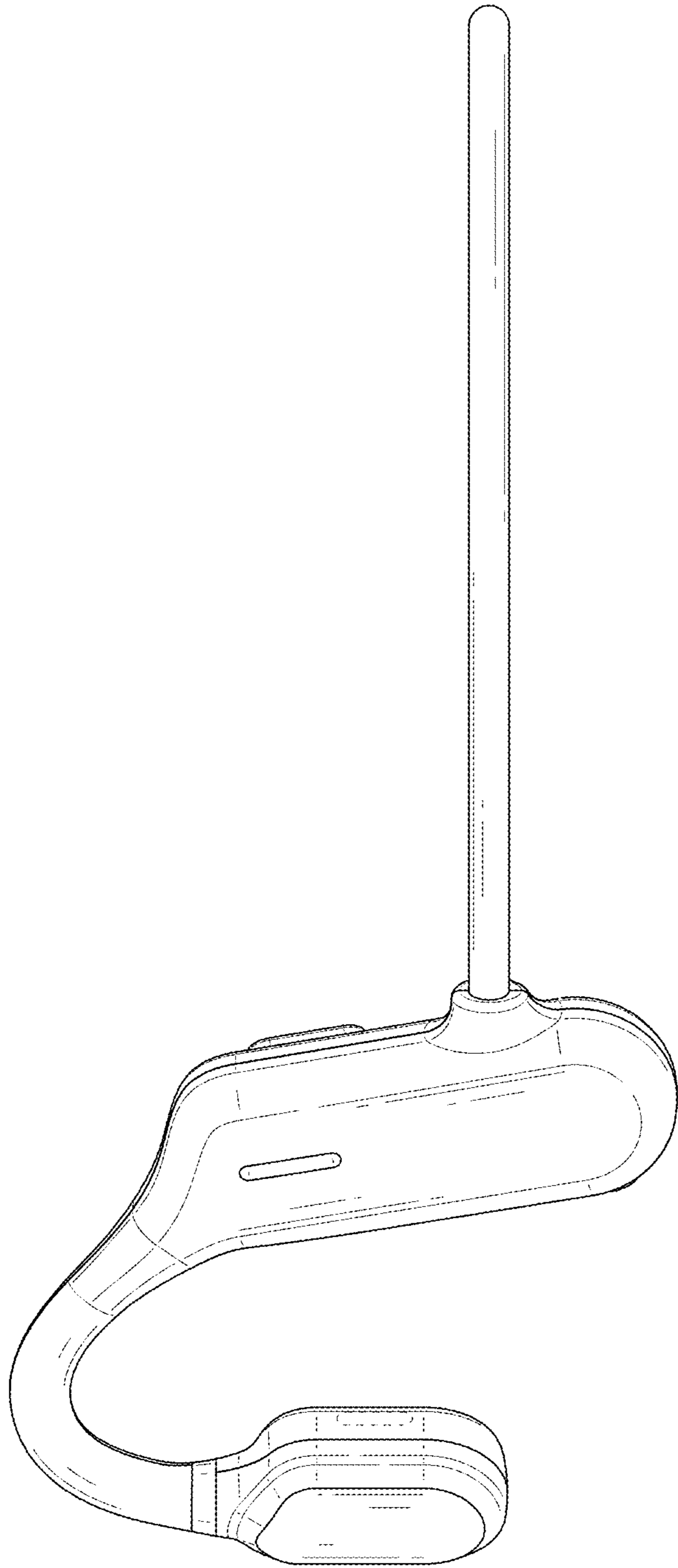


FIG. 6

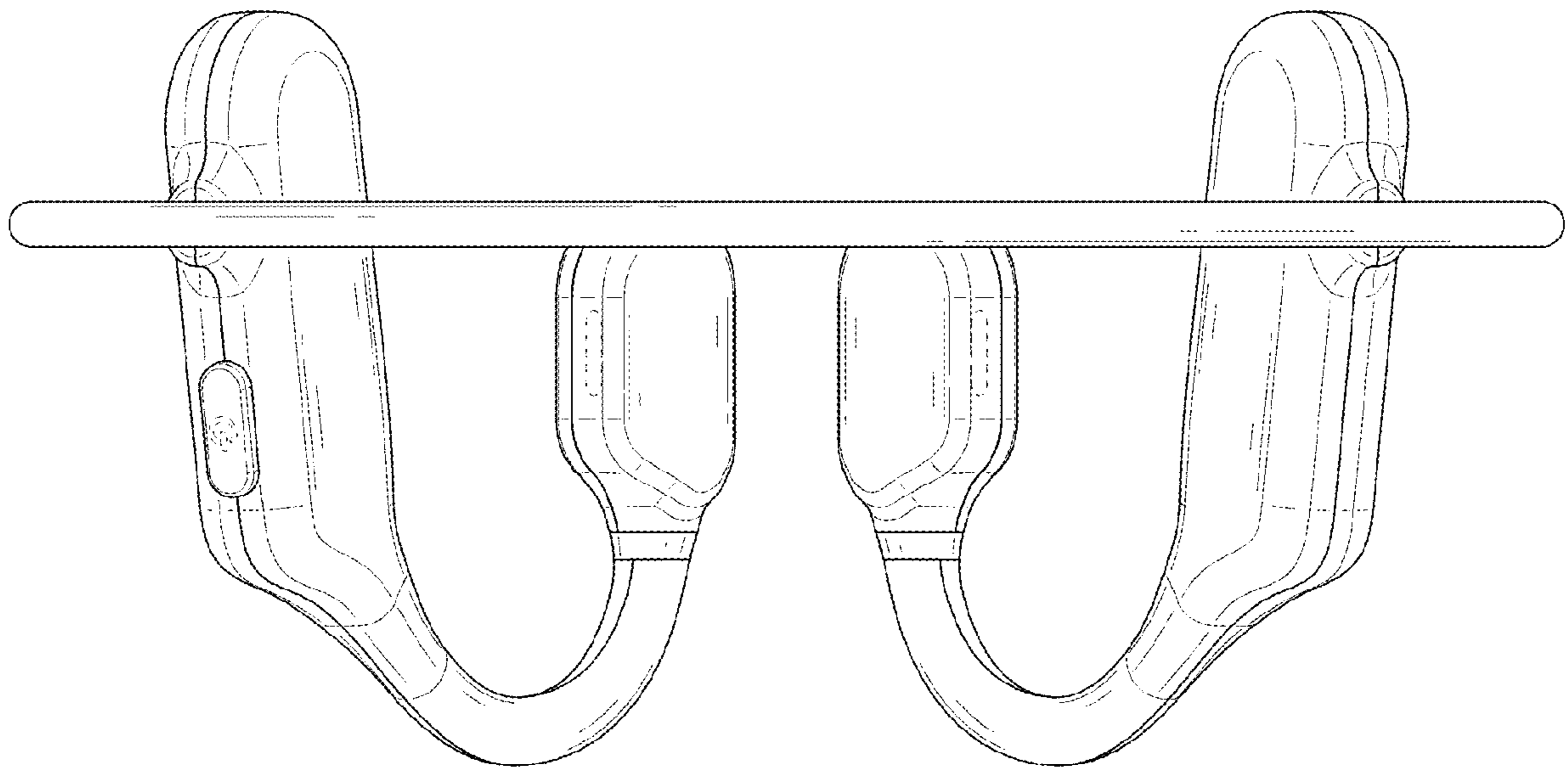


FIG. 7

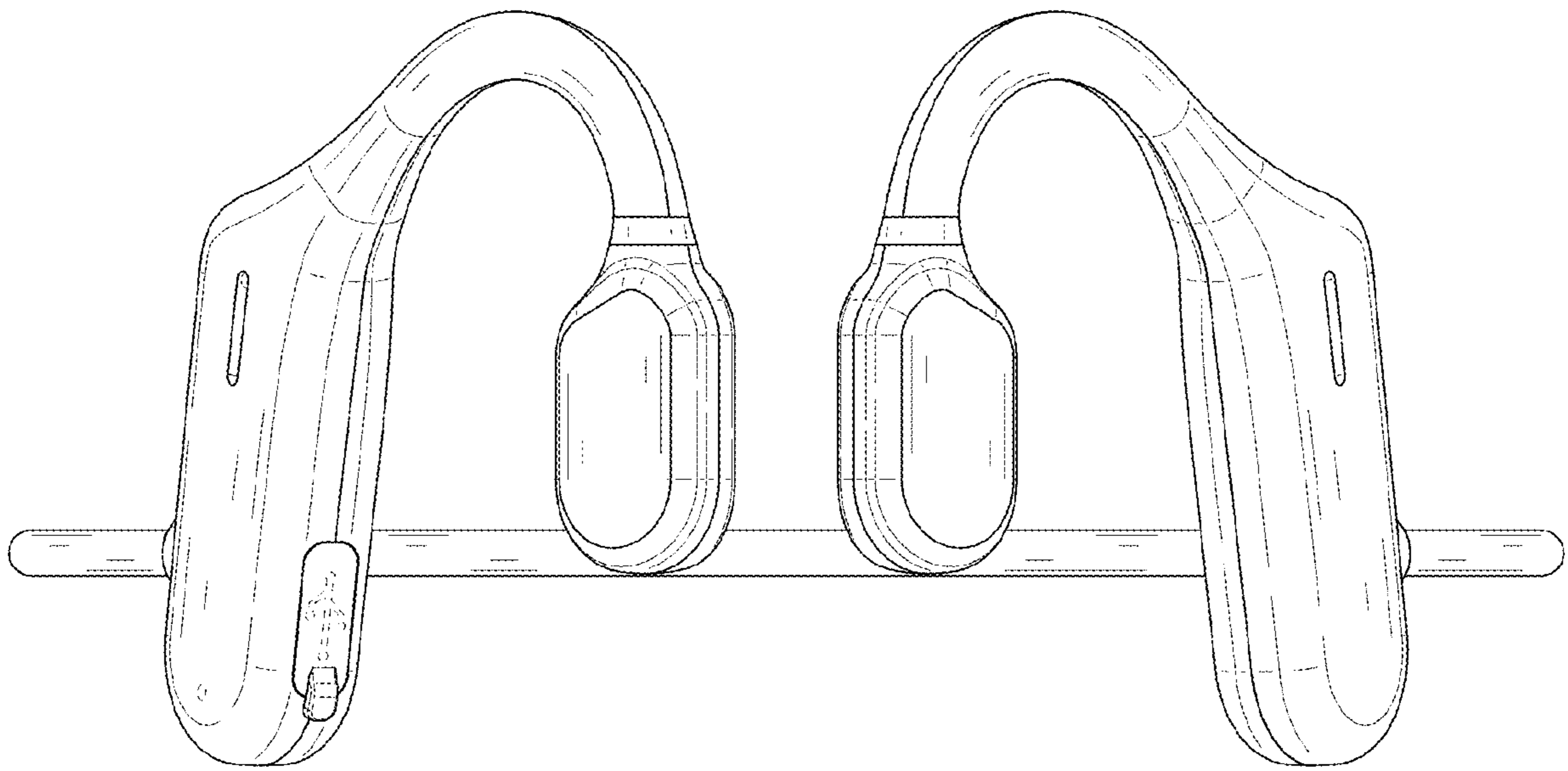


FIG. 8

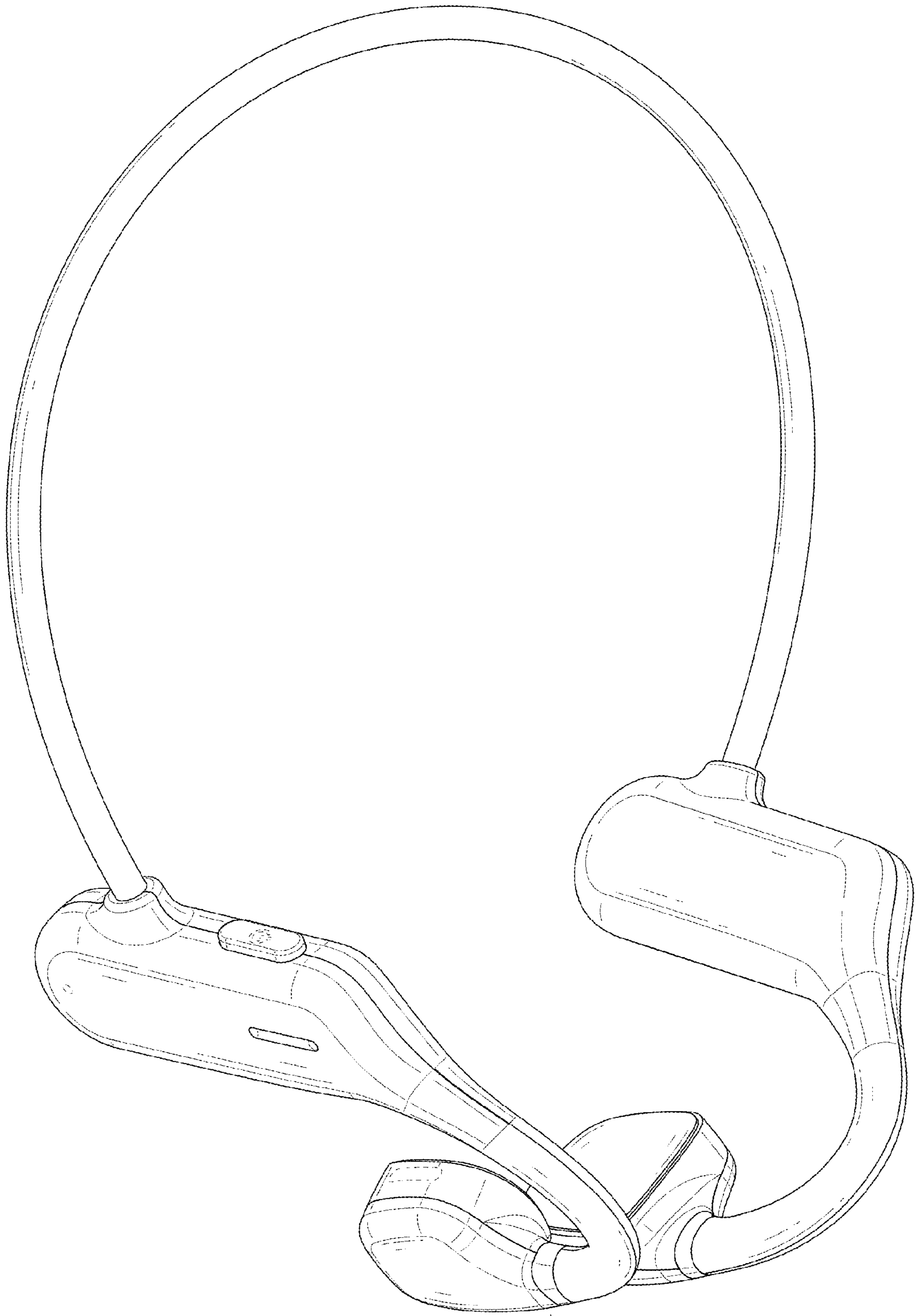


FIG. 9

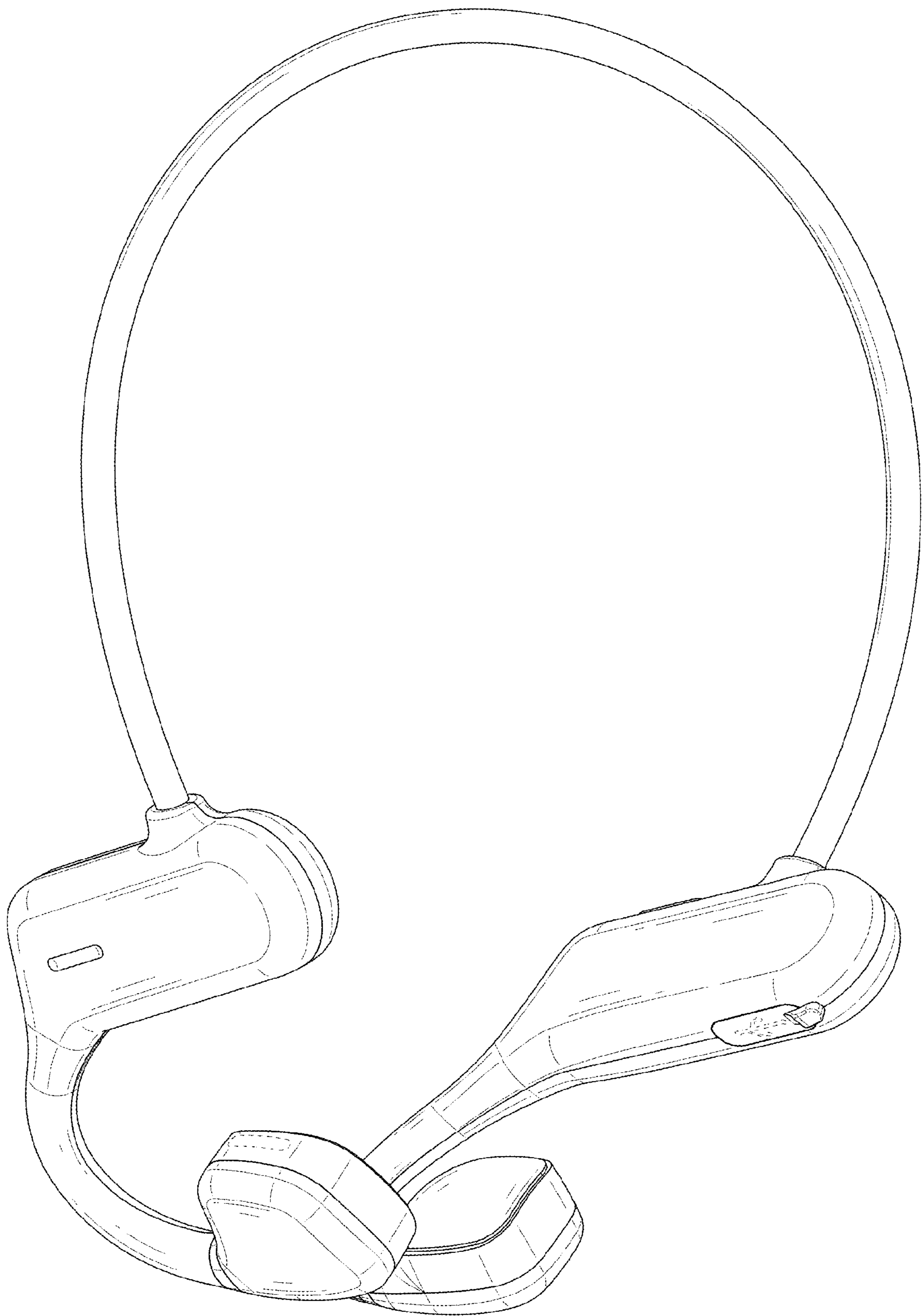


FIG. 10

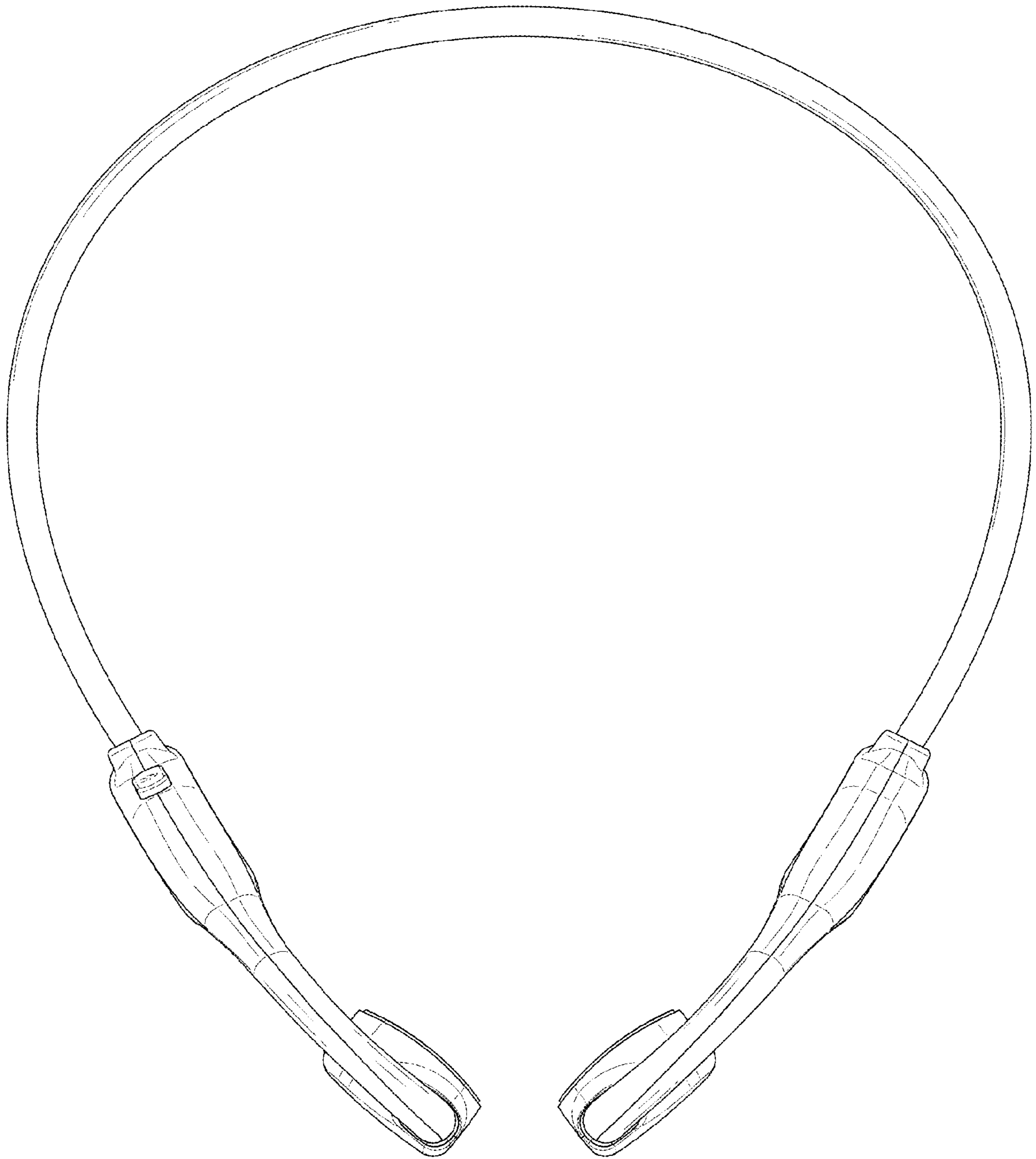


FIG. 11

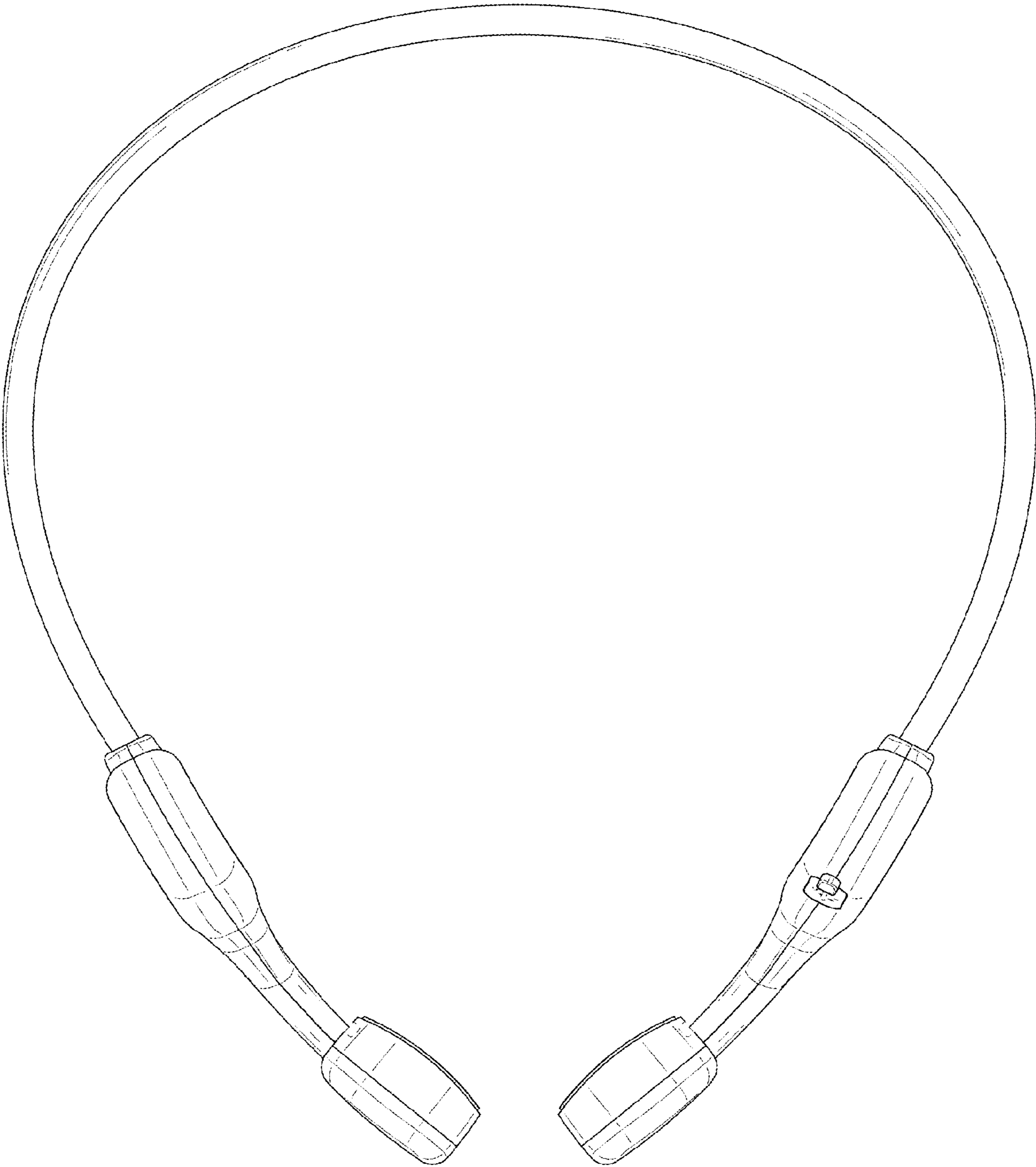


FIG. 12

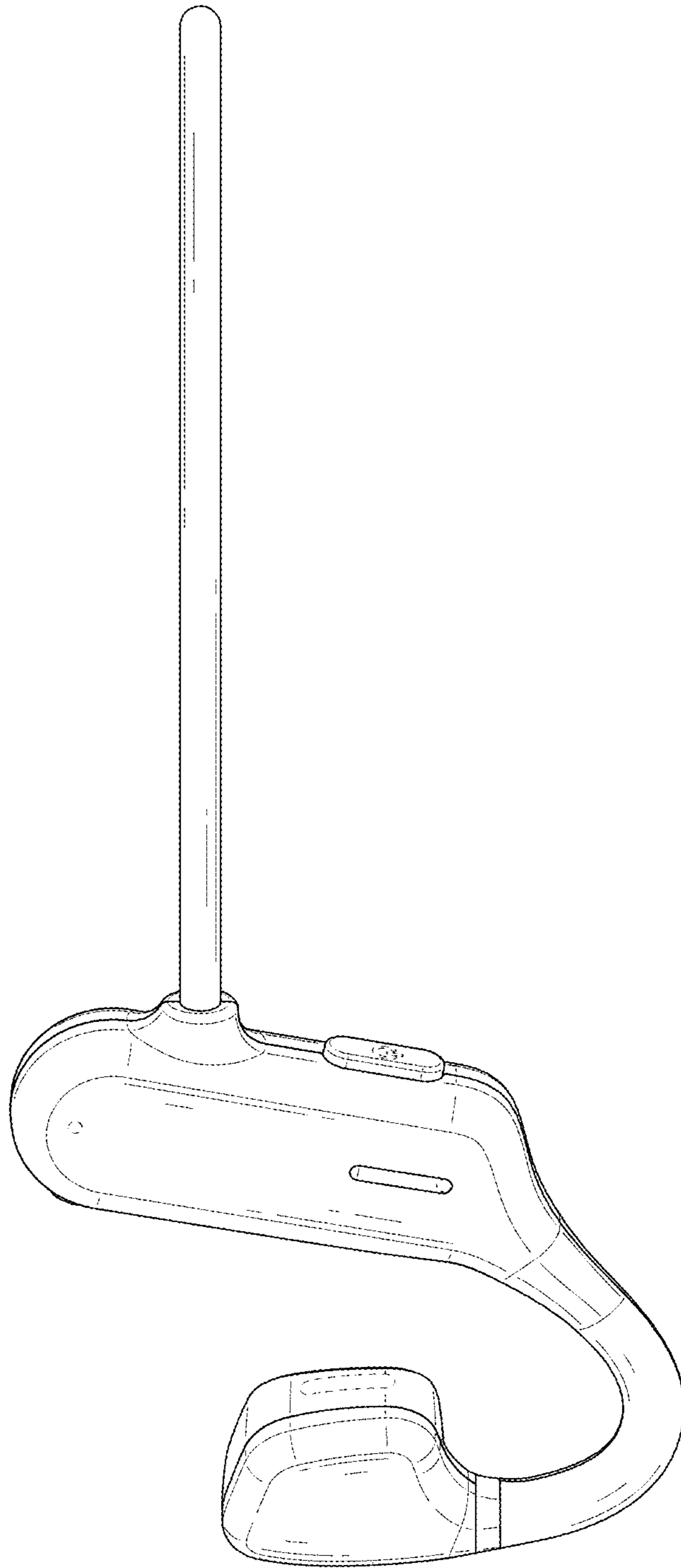


FIG. 13

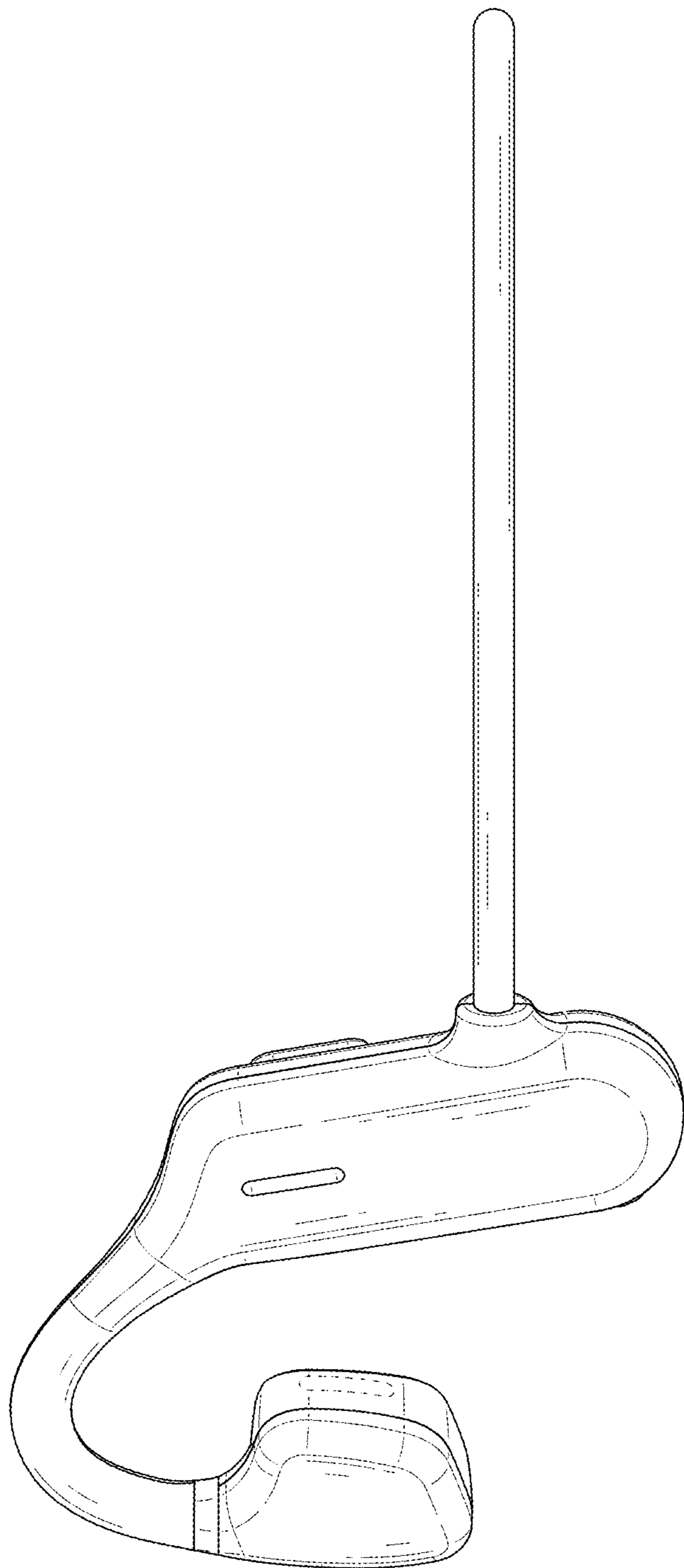


FIG. 14

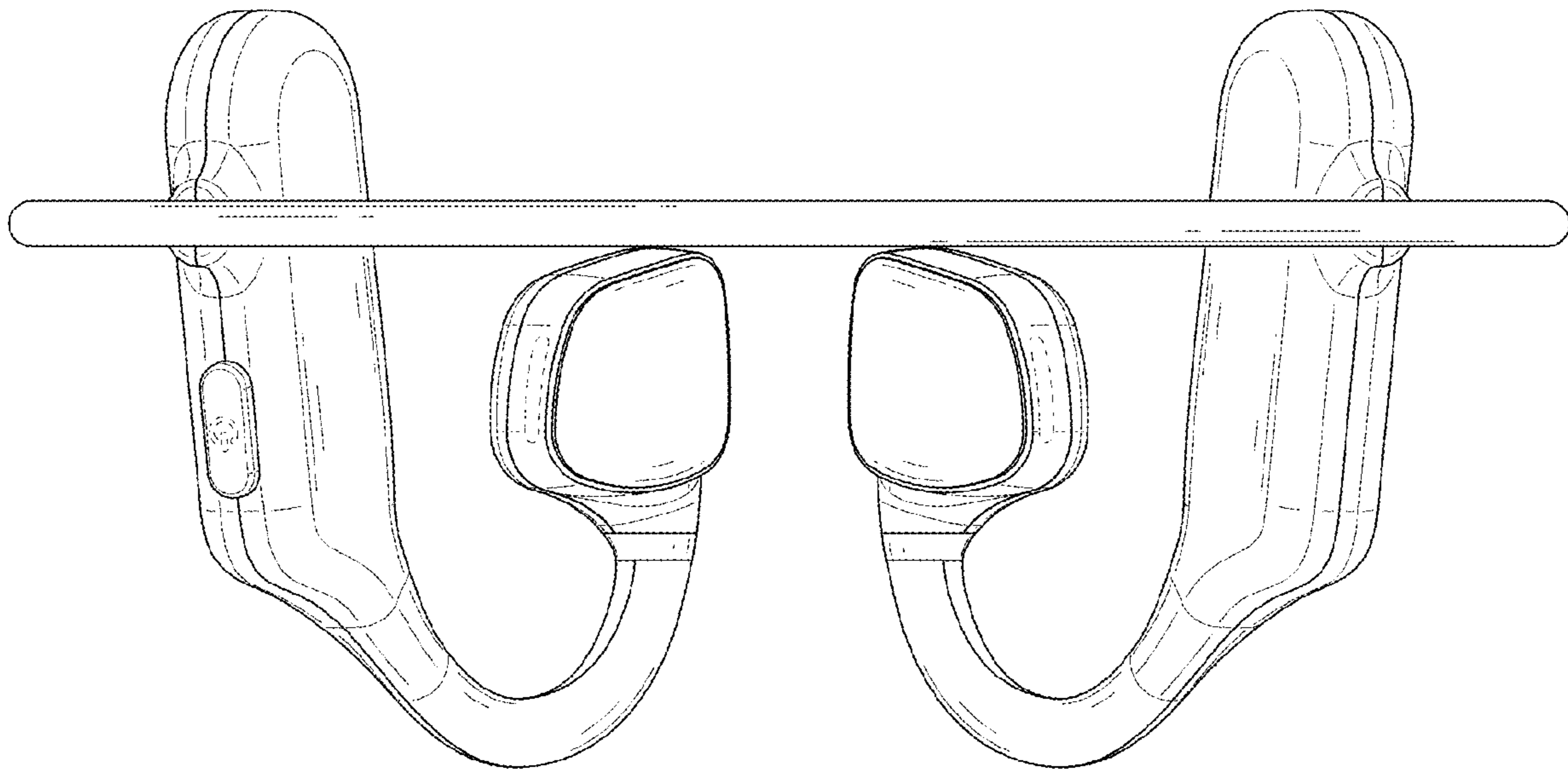


FIG. 15

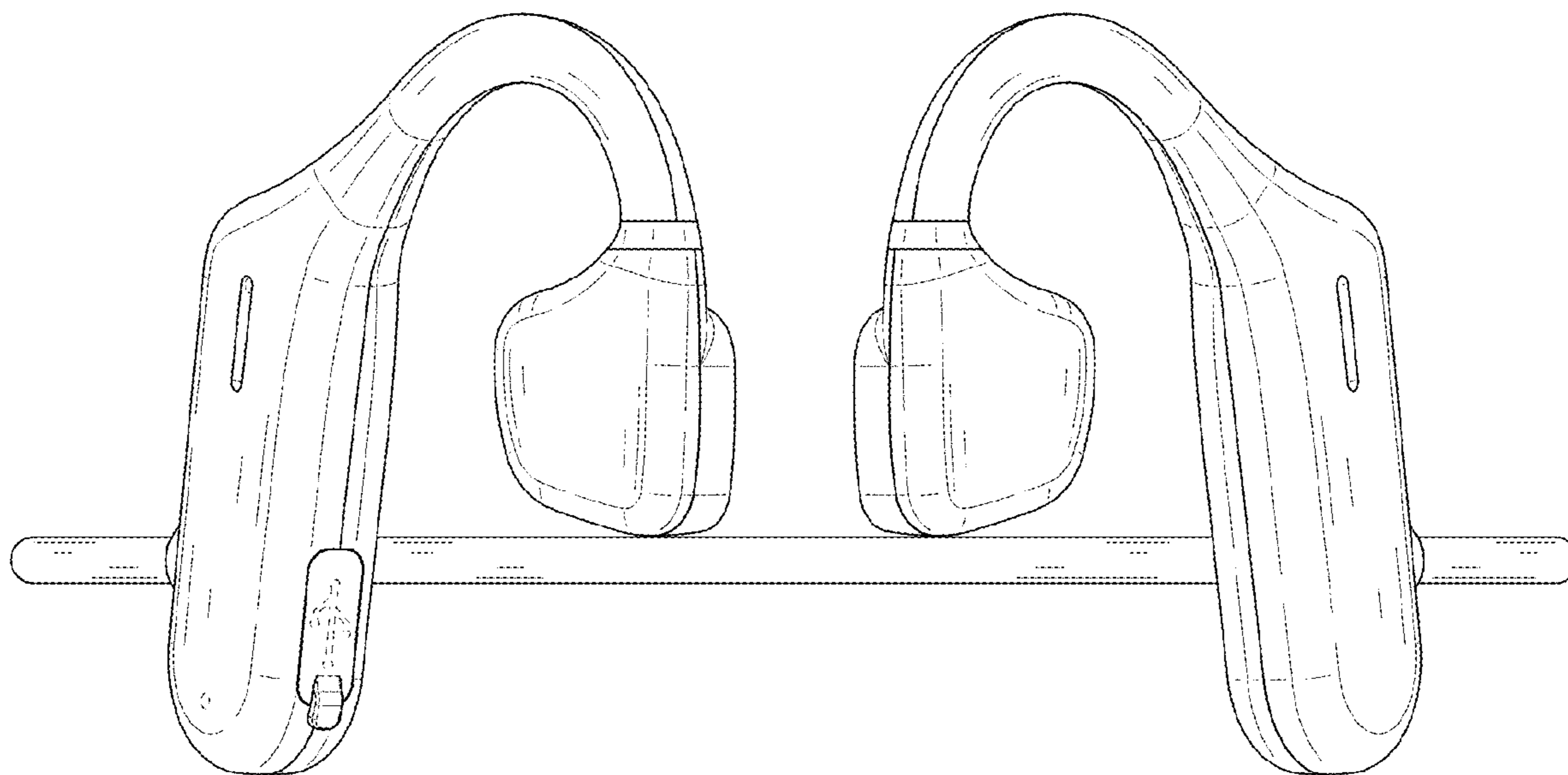


FIG. 16