



US00D912639S

(12) **United States Design Patent**  
**Chang et al.**

(10) **Patent No.:** **US D912,639 S**  
(45) **Date of Patent:** **\*\* Mar. 9, 2021**

- (54) **CARE APPARATUS**
- (71) Applicant: **Quanta Computer Inc.**, Taoyuan (TW)
- (72) Inventors: **Chia-Yuan Chang**, Taoyuan (TW);  
**Jung-Wen Chang**, Taoyuan (TW);  
**Kao-Yu Hsu**, Taoyuan (TW)
- (73) Assignee: **QUANTA COMPUTER INC.**,  
Taoyuan (TW)
- (\*\*) Term: **15 Years**
- (21) Appl. No.: **29/647,275**
- (22) Filed: **May 11, 2018**
- (30) **Foreign Application Priority Data**

Mar. 21, 2018 (TW) ..... 107301591

- (51) **LOC (13) Cl.** ..... **14-03**
- (52) **U.S. Cl.**  
USPC ..... **D14/129**; D14/126; D24/185
- (58) **Field of Classification Search**  
USPC ..... D14/302, 307, 126, 314, 315, 341, 371,  
D14/378-380, 448; D24/185-187,  
D24/158-160, 231, 234  
CPC ..... H04M 1/0295; H04M 2201/50; H04M  
2201/32; H04N 1/00302; H04N  
2007/145; H04N 7/14; H04N 7/142  
See application file for complete search history.

(56) **References Cited**

**U.S. PATENT DOCUMENTS**

- D350,555 S \* 9/1994 Field ..... D16/221
- D388,826 S \* 1/1998 Jones-Fenleigh ..... D19/113
- D436,951 S \* 1/2001 Andresen ..... D14/336

- D521,963 S \* 5/2006 Hoehn ..... D14/126
- D529,008 S \* 9/2006 Lin ..... D14/126
- D538,765 S \* 3/2007 Park ..... D14/128
- D568,268 S \* 5/2008 Lee ..... D14/126
- D690,293 S \* 9/2013 Wilson ..... D14/307
- D706,239 S \* 6/2014 Chen ..... D14/186
- D718,730 S \* 12/2014 Andresen ..... D14/126
- D728,498 S \* 5/2015 Park ..... D14/126
- D732,495 S \* 6/2015 Liao ..... D14/126
- D741,278 S \* 10/2015 Kang ..... D14/126
- D742,846 S \* 11/2015 Kang ..... D14/126
- D756,322 S \* 5/2016 Ostensen ..... D14/126
- D812,609 S \* 3/2018 Kimbrough ..... D14/371
- D835,281 S \* 12/2018 Clifford ..... D24/185
- D836,579 S \* 12/2018 Gannon ..... D14/126

\* cited by examiner

*Primary Examiner* — Katherine Glennon

(74) *Attorney, Agent, or Firm* — McClure, Qualey & Rodack, LLP


(57) **CLAIM**

The ornamental design for a care apparatus, as shown and described.

**DESCRIPTION**

FIG. 1 is a perspective view of a care apparatus, showing our new and ornamental design;  
 FIG. 2 is a front view thereof;  
 FIG. 3 is a rear view thereof;  
 FIG. 4 is a left side view thereof;  
 FIG. 5 is a right side view thereof;  
 FIG. 6 is a top plan view thereof; and,  
 FIG. 7 is a bottom plan view thereof.  
 The broken lines in the drawings depict parts of the care apparatus that form no part of the claim.

**1 Claim, 7 Drawing Sheets**






FIG. 1

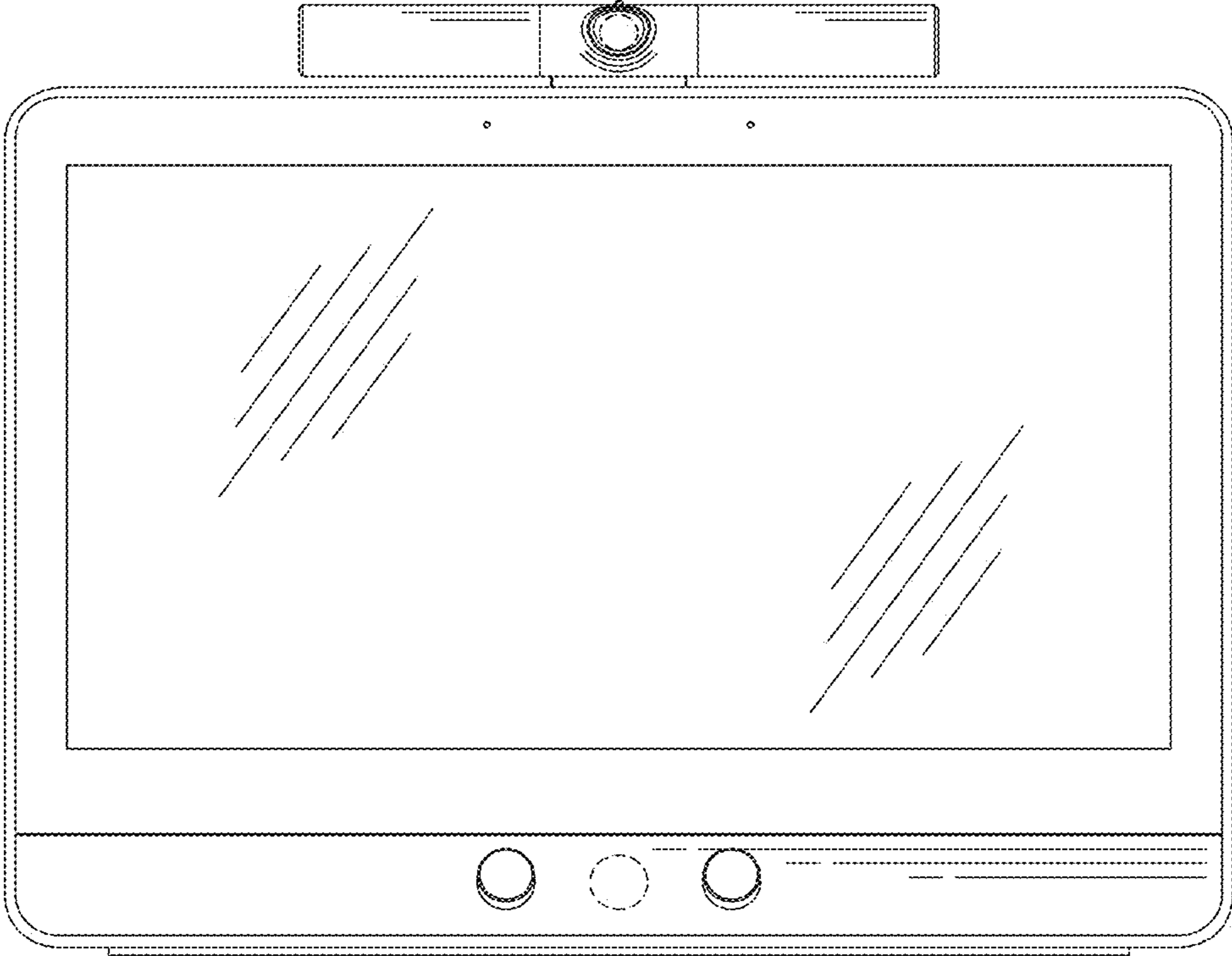


FIG. 2

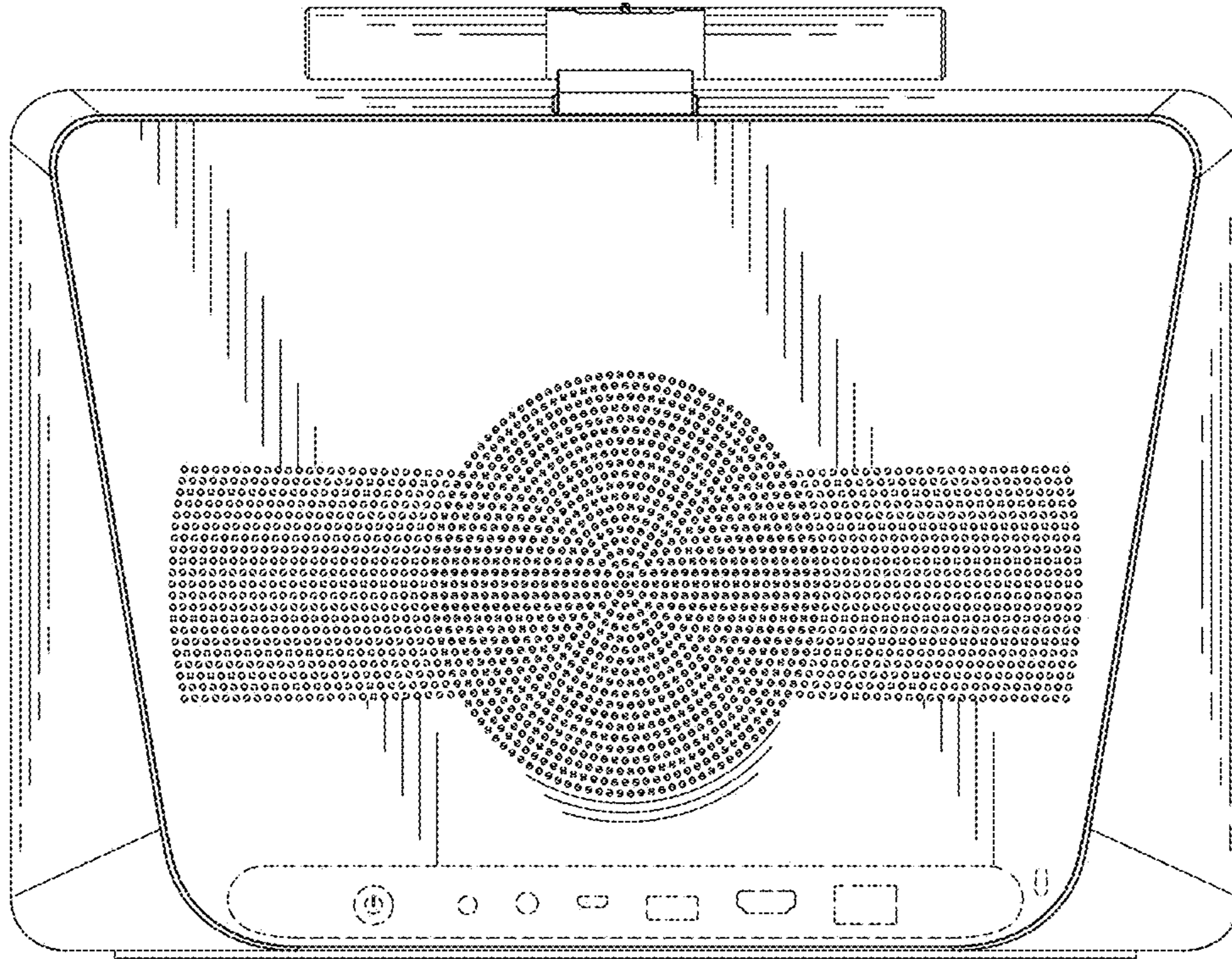


FIG. 3

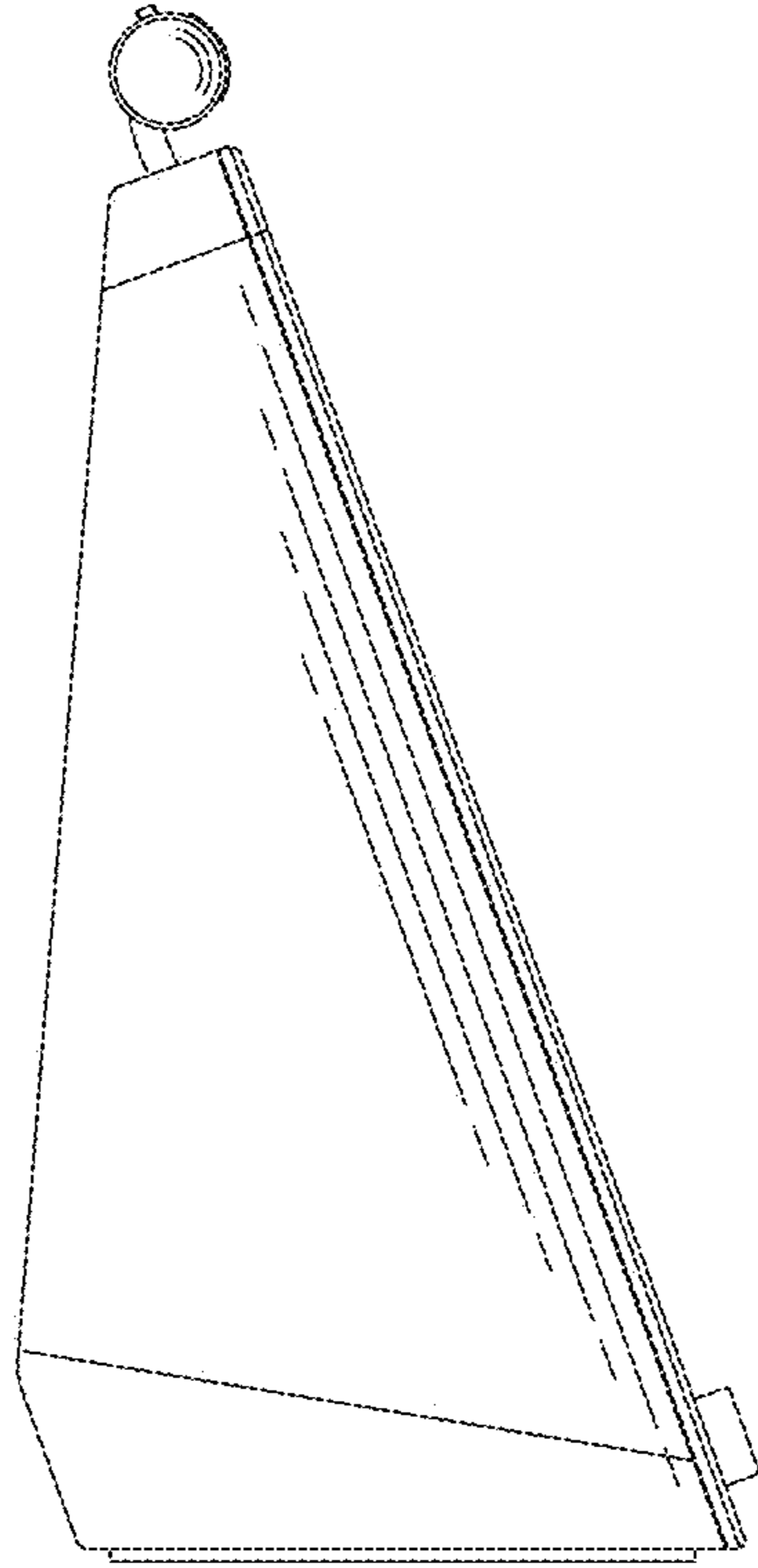


FIG. 4

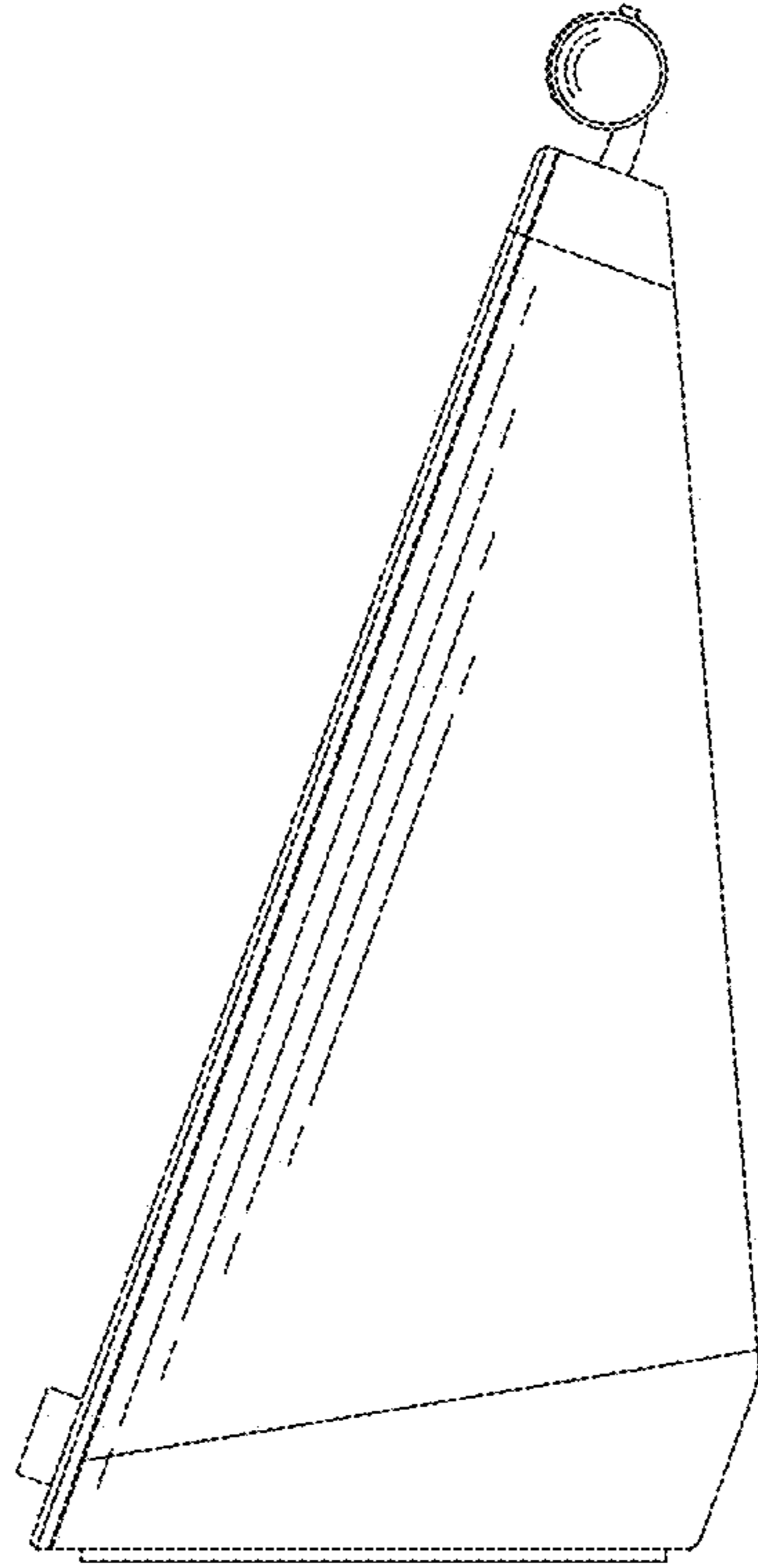


FIG. 5

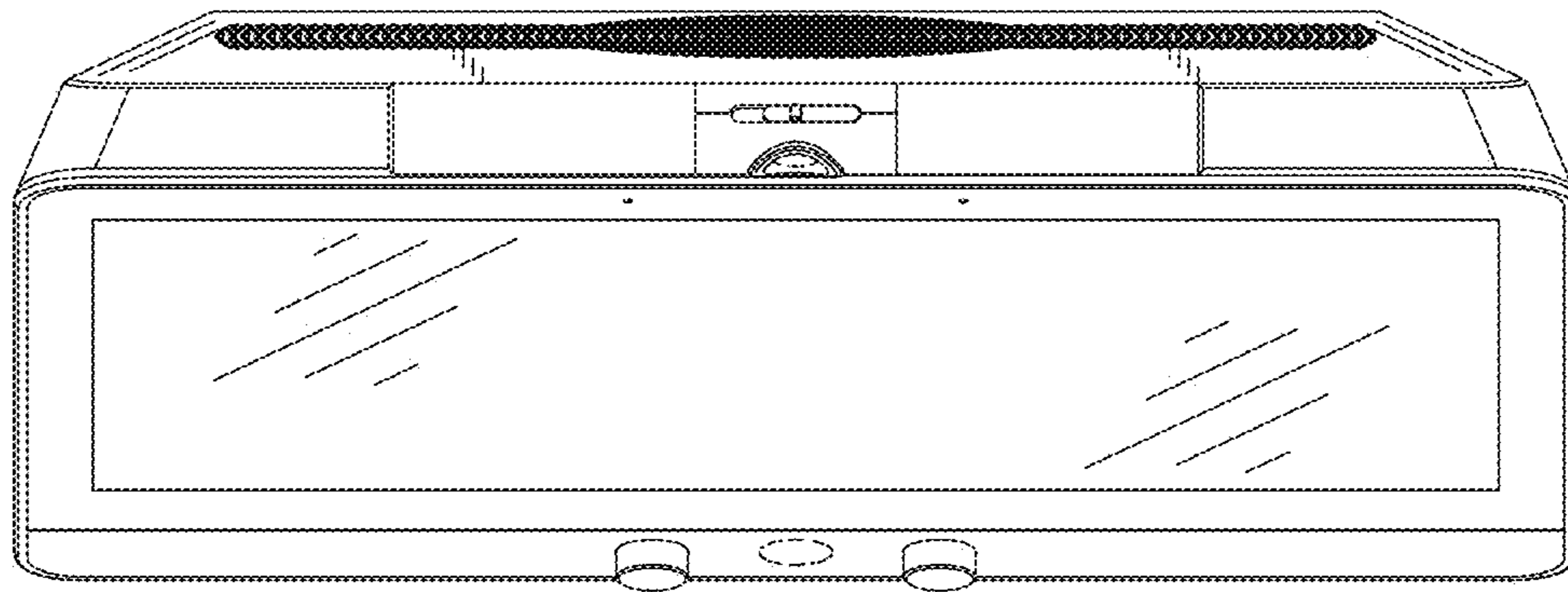


FIG. 6

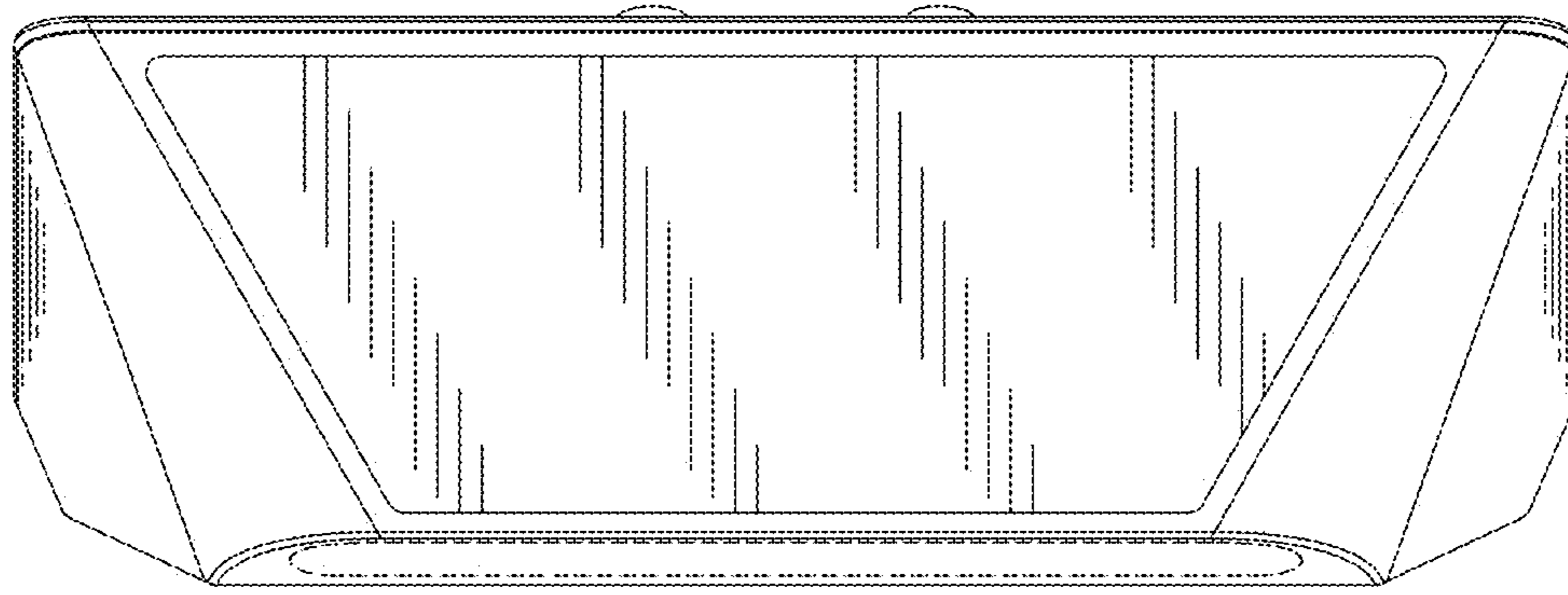


FIG. 7