



US00D912622S

(12) **United States Design Patent**
Zhou

(10) **Patent No.:** **US D912,622 S**
(45) **Date of Patent:** **** Mar. 9, 2021**

- (54) **CHARGING CASE**
- (71) Applicant: **Wenjie Zhou**, Kaifeng (CN)
- (72) Inventor: **Wenjie Zhou**, Kaifeng (CN)
- (**) Term: **15 Years**
- (21) Appl. No.: **29/752,709**
- (22) Filed: **Sep. 29, 2020**
- (51) **LOC (13) Cl.** **13-02**
- (52) **U.S. Cl.**
USPC **D13/108**; D3/294
- (58) **Field of Classification Search**
USPC D13/103, 107-110, 118-119, 184, 199;
D3/201, 218, 318, 321, 328, 269, 273,
D3/294, 274, 300; D14/217, 223, 238.1,
D14/440
CPC .. H02J 50/00; H02J 50/10; H02J 50/12; H02J
50/80; H02J 7/025; H02J 7/005; H02J
7/0026; H02J 7/0044; H02J 7/0045; H02J
7/0013; H02J 7/0003; A45C 2011/001;
A45C 2011/002; A45C 2011/003
See application file for complete search history.

- (56) **References Cited**
U.S. PATENT DOCUMENTS
D806,388 S * 1/2018 Akana D3/294
D818,268 S * 5/2018 Akana D3/294
D823,246 S 7/2018 Lin
D826,152 S * 8/2018 Christiansen D13/108
D881,572 S * 4/2020 Wang D3/294

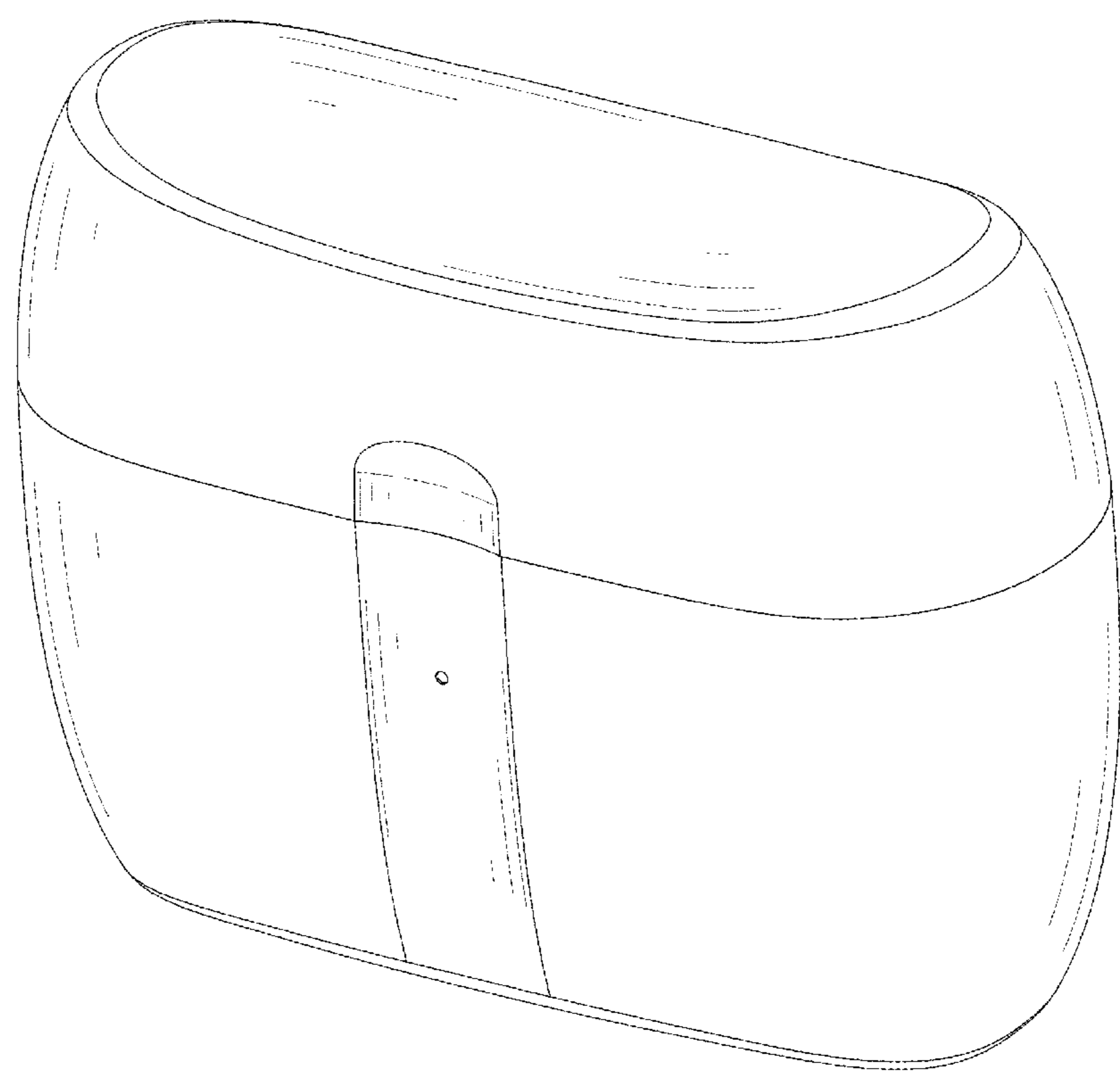
- D886,453 S * 6/2020 Wright D3/294
- D888,408 S * 6/2020 Lee D3/201
- D888,663 S 6/2020 Weng
- D893,184 S * 8/2020 Liu D3/294
- D893,185 S * 8/2020 Liu D3/294
- D897,678 S * 10/2020 Koh D3/294
- D897,997 S * 10/2020 Zhang D14/223
- D902,588 S * 11/2020 Zhang D3/294
- D904,005 S * 12/2020 Jung D3/201
- D904,023 S * 12/2020 Wang D3/294
- D904,025 S * 12/2020 Ma D3/295
- D904,755 S * 12/2020 Birger D3/201
- D906,299 S * 12/2020 Luo D14/223

* cited by examiner
Primary Examiner — Rosemary K Tarcza

(57) **CLAIM**
The ornamental design for a charging case, as shown and described.

DESCRIPTION
FIG. 1 is a perspective view of a charging case showing my new design;
FIG. 2 is another perspective view thereof;
FIG. 3 is a front elevational view thereof;
FIG. 4 is a rear elevational view thereof;
FIG. 5 is a left side elevational view thereof;
FIG. 6 is a right side elevational view thereof;
FIG. 7 is a top plan view thereof; and,
FIG. 8 is a bottom plan view thereof.
The broken lines in the drawings depict portions of the charging case that form no part of the claimed design.

1 Claim, 8 Drawing Sheets



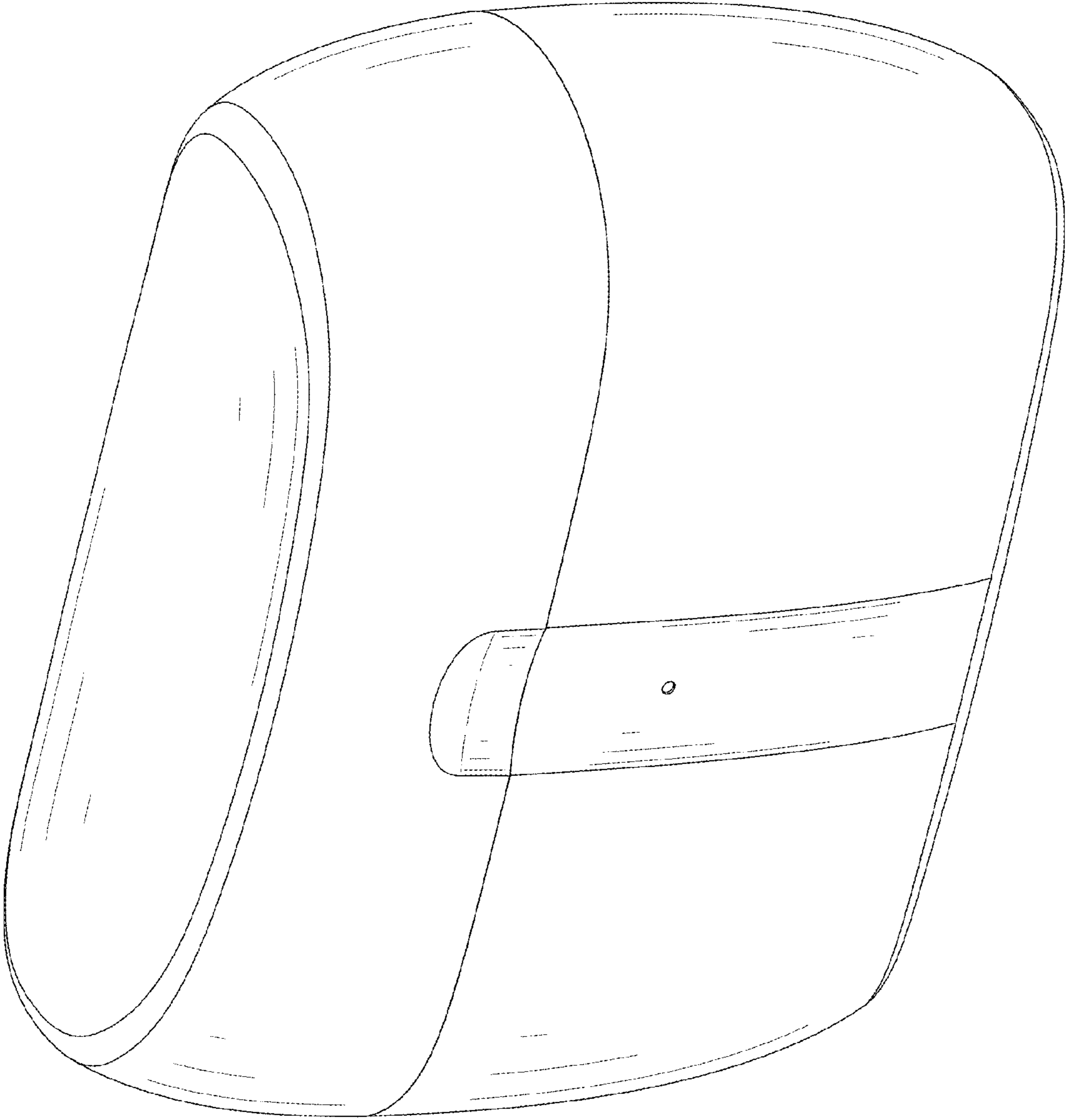


FIG. 1

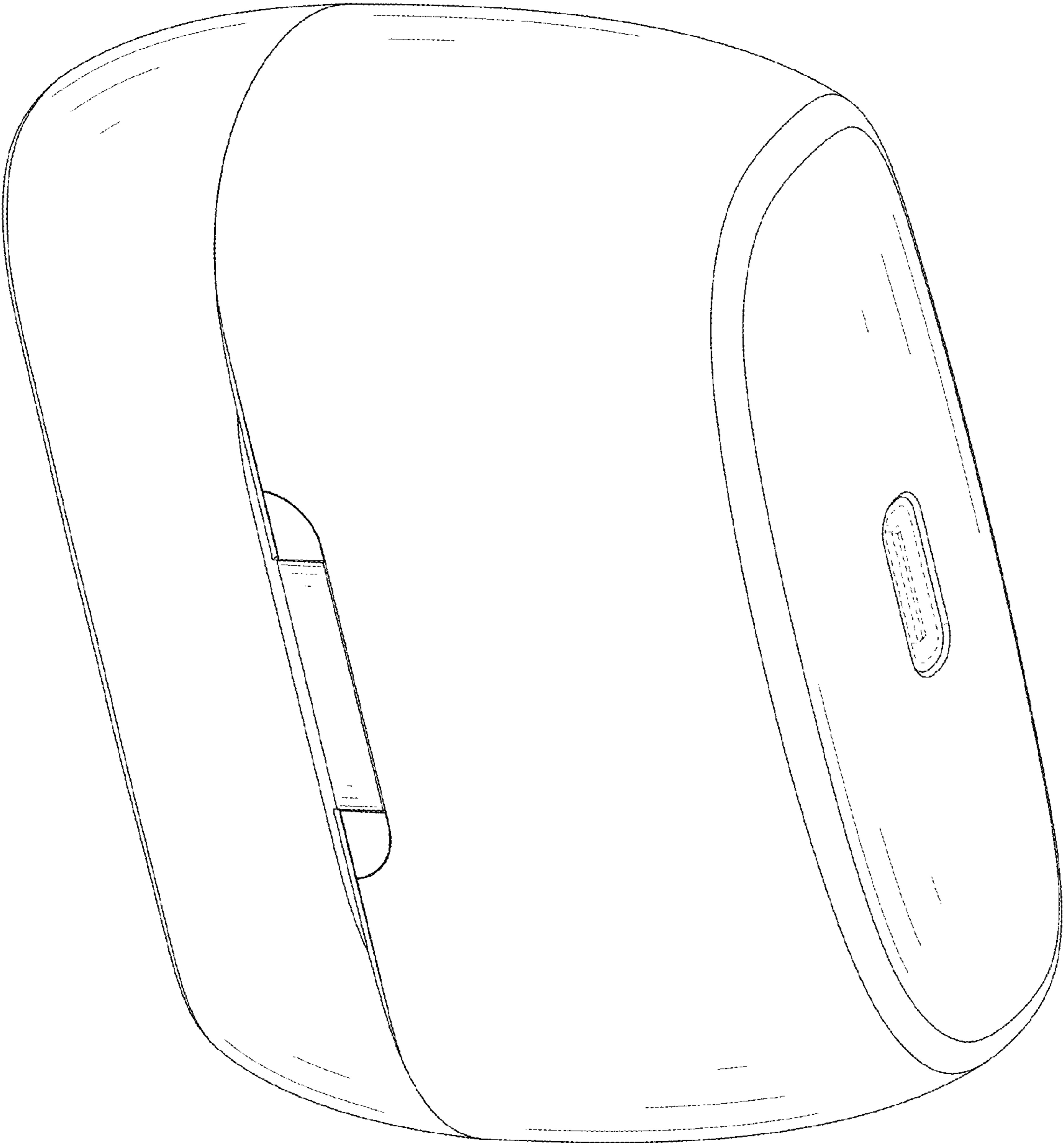


FIG. 2

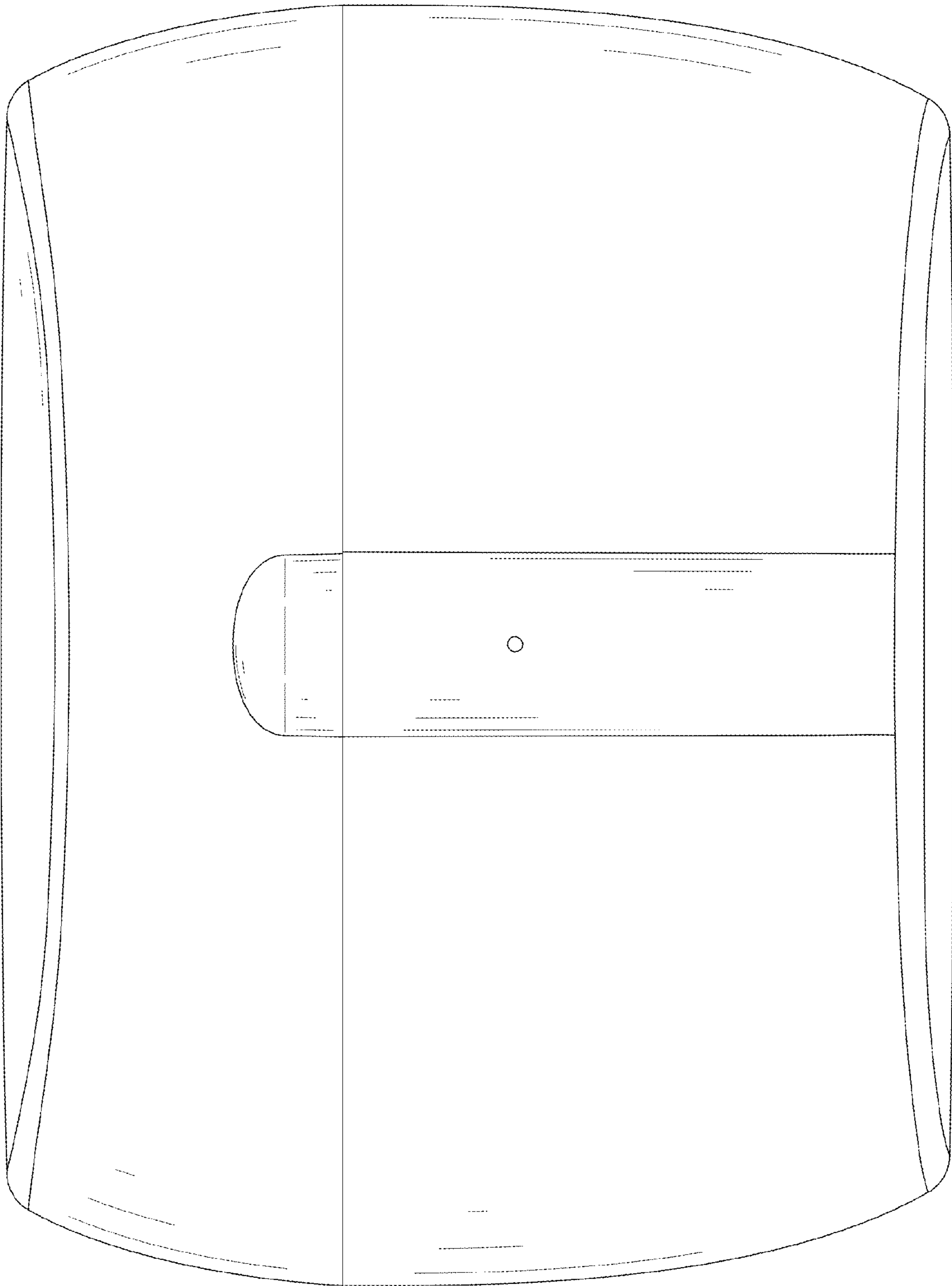


FIG. 3

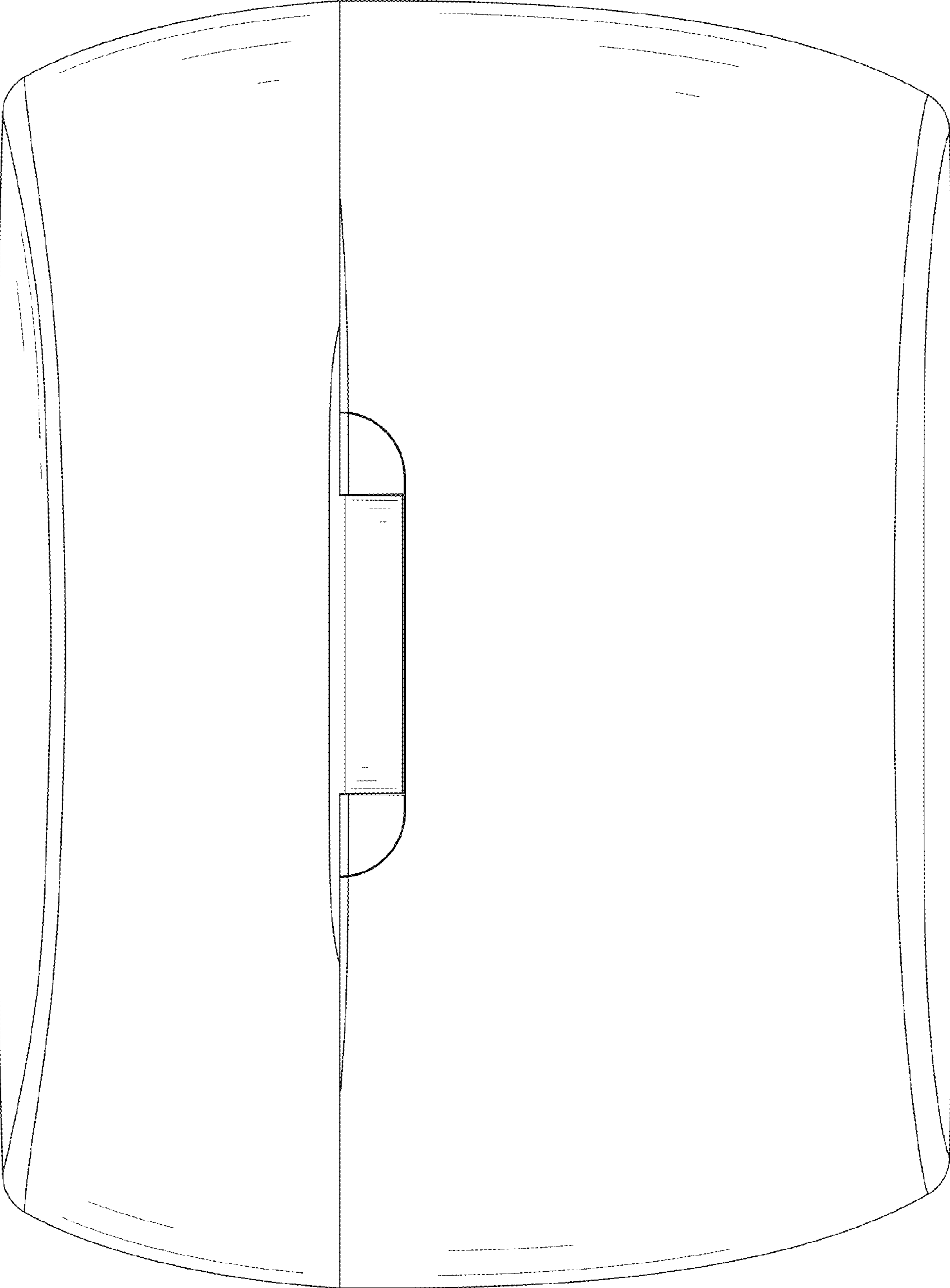


FIG. 4




FIG. 5




FIG. 6




FIG. 7

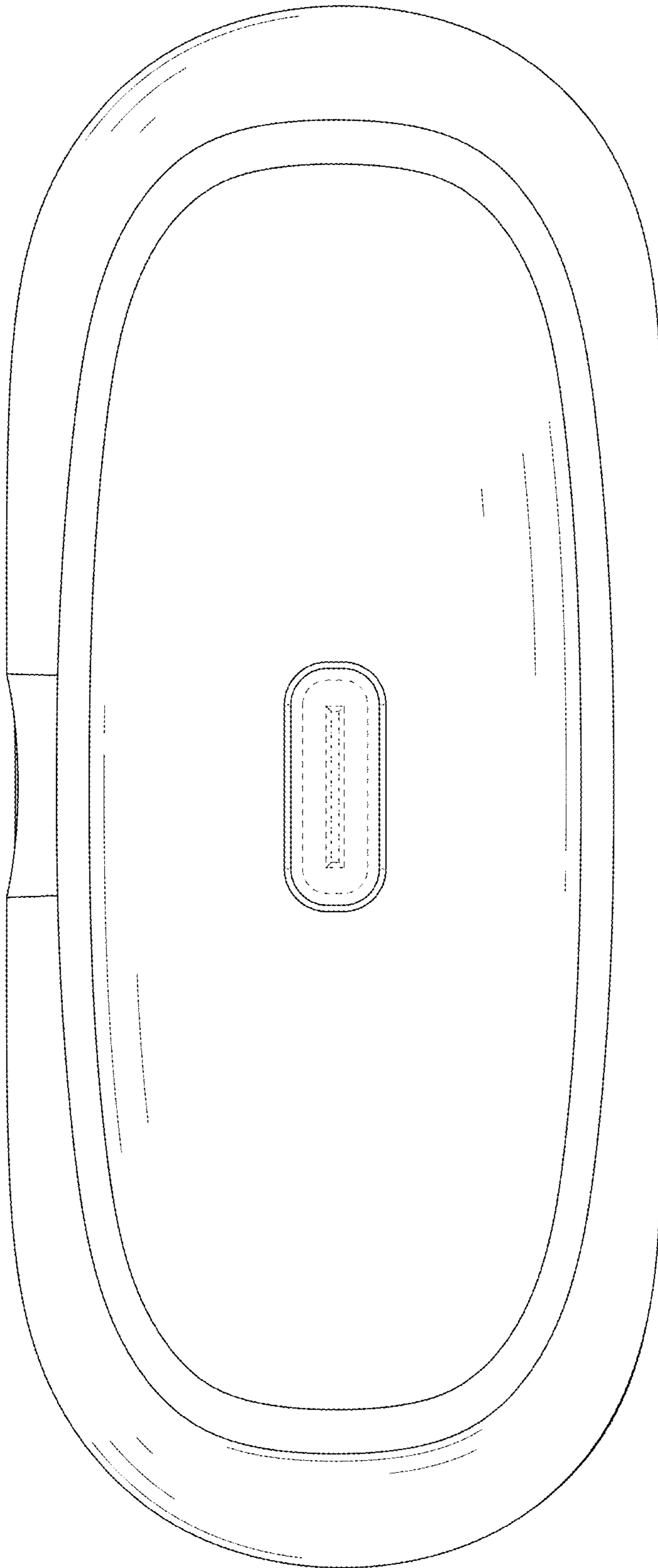


FIG. 8