



US00D912614S

(12) **United States Design Patent** (10) **Patent No.:** **US D912,614 S**
Wurden et al. (45) **Date of Patent:** **** Mar. 9, 2021**

(54) **BATTERY PACK**

FOREIGN PATENT DOCUMENTS

(71) Applicant: **Pure Watercraft, Inc.**, Seattle, WA (US)

CN 101399363 4/2009
CN 207624834 7/2018

(Continued)

(72) Inventors: **Richard Wurden**, Seattle, WA (US);
Andrew H. Rebele, Seattle, WA (US);
Marc McKissack, Seattle, WA (US);
Ben Utela, Seattle, WA (US)

OTHER PUBLICATIONS

Maritime Propulsion, Powering the Maritime Industry, "Pure Watercraft Unveils Battery Pack," <https://www.maritimepropulsion.com/news/pure-watercraft-unveils-battery-560733>, Published Dec. 13, 2018, 1 page.

(Continued)

(73) Assignee: **Pure Watercraft, Inc.**, Seattle, WA (US)

(**) Term: **15 Years**

Primary Examiner — Christy Nemeth

(21) Appl. No.: **29/675,807**

(74) *Attorney, Agent, or Firm* — Perkins Coie LLP

(22) Filed: **Jan. 4, 2019**

(51) **LOC (13) Cl.** **13-02**

(52) **U.S. Cl.**
USPC **D13/103**

(58) **Field of Classification Search**

USPC D13/103, 107, 108, 110, 137.1–137.4,
D13/138.1–138.2, 139.1–139.8, 152, 154,
D13/158, 171, 174, 184, 199; D14/250,
D14/251, 253, 432, 434

CPC Y02E 60/12; Y02E 60/122; Y02E 60/124;
Y02E 60/50; H01M 2/02; H01M 2/022;
H01M 2/0202; H01M 2/0207; H01M
2/0212; H01M 2/1061; H01M 2/1022;
H01M 2/1055; H01M 2/1066; H01M
2/105; H01M 2/204; H01M 2/202; H01M
2/206; H01M 10/4257; H01M 10/0436;
H01M 10/48; H01M 10/44; H01M 10/46;
H01M 10/465; H01M 10/482; H01R
11/00; H01R

(Continued)

(57) **CLAIM**

The ornamental design for a battery pack, as shown and described.

DESCRIPTION

FIG. 1 is a rear, left, top side perspective view of a battery pack showing our new design.
FIG. 2 is a front, left, top side perspective view thereof.
FIG. 3 is a front, left, bottom side perspective view thereof.
FIG. 4 is a rear, left, bottom side perspective view thereof.
FIG. 5 is a top plan view thereof.
FIG. 6 is a bottom plan view thereof.
FIG. 7 is a right-side elevational view thereof.
FIG. 8 is a left-side elevational view thereof.
FIG. 9 is a rear elevational view thereof; and,
FIG. 10 is a front elevational view thereof.

The dash-dash broken lines in the drawing illustrate portions of the battery pack that form no part of the claimed design. The dash-dot broken lines illustrate boundaries and form no part of the claim design.

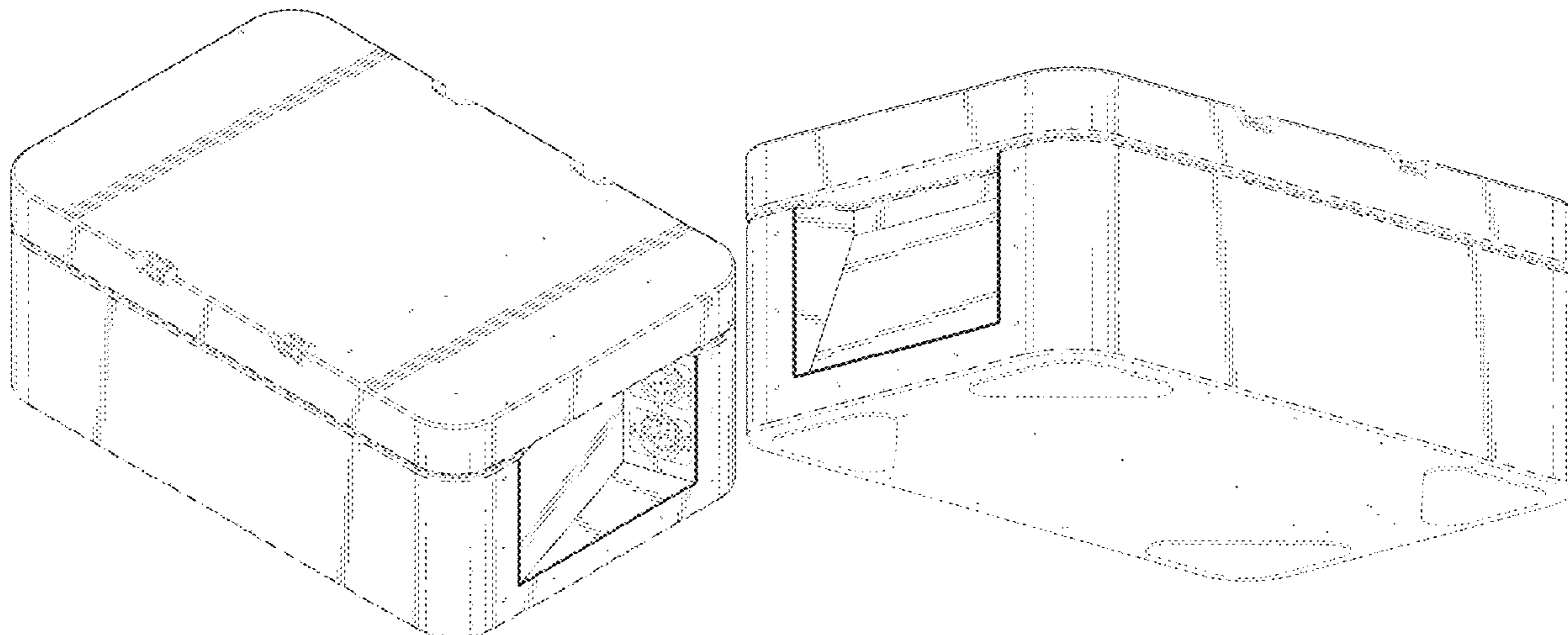
(56) **References Cited**

U.S. PATENT DOCUMENTS

D298,029 S 10/1988 Foster
5,204,609 A 4/1993 Alisauski

(Continued)

1 Claim, 10 Drawing Sheets



(58) **Field of Classification Search**
 CPC 9/00; H01R 13/00; H01R 13/04; H01R
 13/10; H01R 13/6666; H01R 13/6675;
 H01R 25/00; H01R 25/006; H01H
 2207/00; H01H 2207/022
 See application file for complete search history.

(56) **References Cited**

U.S. PATENT DOCUMENTS

D351,134 S *	10/1994	Hunziker	D13/110
D390,834 S	2/1998	Dizon et al.		
D402,275 S	12/1998	Korhonen		
D430,115 S	8/2000	Cole et al.		
D437,586 S	2/2001	Sonntag		
7,081,589 B1	7/2006	Advey		
D593,970 S *	6/2009	Sonntag	D13/184
D606,033 S	12/2009	Sonntag		
D624,878 S	10/2010	Uneo et al.		
8,277,965 B2	10/2012	Hermann et al.		
8,445,126 B2	5/2013	Hermann		
8,658,299 B2	2/2014	Yang et al.		
D761,729 S *	7/2016	Leong	D13/108
D772,185 S	11/2016	Moninski		
9,490,507 B2	11/2016	Bandhauer et al.		
D773,993 S *	12/2016	Hoffman	D13/110
D778,853 S	2/2017	Skowranek et al.		
D784,258 S	4/2017	Vienna et al.		
D785,567 S	5/2017	Abena et al.		
D793,977 S	8/2017	Chung et al.		
D795,215 S	8/2017	Huang et al.		
D806,646 S *	1/2018	DeKeuster	D13/103
D830,299 S *	10/2018	Banayan	D13/110
D830,965 S	10/2018	Varatharajah et al.		
D836,546 S *	12/2018	Kang	D13/108
D842,243 S	3/2019	Qiu		
D845,234 S *	4/2019	Gao	D13/108
D845,894 S *	4/2019	Clark	D13/108
D850,369 S *	6/2019	Wang	D13/108
D851,033 S *	6/2019	Yuk	D13/108
D851,614 S *	6/2019	Ji	D13/184
D853,955 S *	7/2019	Oliver	D13/103
D853,956 S *	7/2019	Lau	D13/107
D853,962 S *	7/2019	Kanarellis	D13/110
D854,499 S *	7/2019	Lilja	D13/123

D861,593 S *	10/2019	Nakajima	D13/103
D883,207 S *	5/2020	Sakamoto	D13/110
D883,208 S *	5/2020	Dong	D13/110
D884,597 S *	5/2020	Pilliod	D13/103
D884,598 S *	5/2020	Ebisawa	D13/103
D884,612 S *	5/2020	Lau	D13/107
D884,629 S *	5/2020	Zhong	D13/110
D885,340 S *	5/2020	Shum	D13/110
D885,341 S *	5/2020	Xu	D13/110
D886,049 S *	6/2020	Lee	D13/107
D891,362 S *	7/2020	Milroy	D13/103
2006/0093901 A1	5/2006	Lee		
2007/0141454 A1	6/2007	Marukawa		
2008/0268333 A1	10/2008	Barrella et al.		
2009/0017352 A1	1/2009	Takahashi		
2011/0293973 A1	12/2011	Kim		
2011/0300424 A1	12/2011	Kim		
2012/0214042 A1	8/2012	Wiegert		
2012/0282497 A1	11/2012	Yang et al.		
2014/0072844 A1	3/2014	Oh		
2014/0370367 A1*	12/2014	Higuchi	H01M 2/206 429/158
2015/0357692 A1	12/2015	Piggott et al.		
2016/0043411 A1	2/2016	Shirvanian et al.		
2016/0322616 A1	11/2016	Chatroux et al.		
2016/0359210 A1	12/2016	Hasegawa		
2019/0148700 A1*	5/2019	Milroy	H01M 2/20 429/160
2019/0326569 A1*	10/2019	Chi	H01M 2/1077
2020/0067041 A1	2/2020	Wurden		

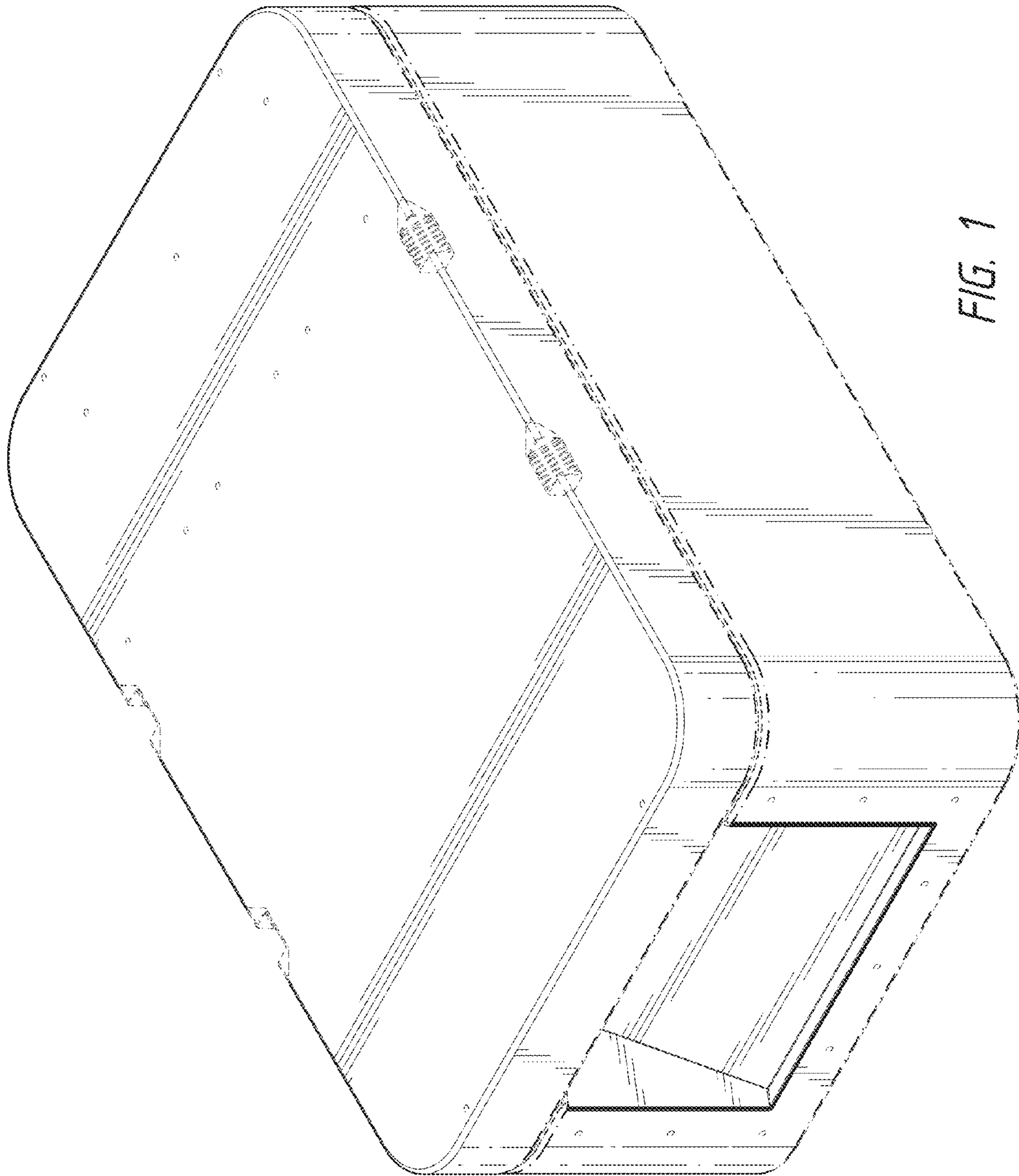
FOREIGN PATENT DOCUMENTS

DE	102013218674	3/2015
DE	102013017168 B4	7/2017
EP	2372828	10/2011
JP	2016-006780	1/2016
KR	1020120136888	12/2012
WO	WO-2014021841	2/2014
WO	WO-2018023050	2/2018

OTHER PUBLICATIONS

U.S. Appl. No. 29/625,869, filed Nov. 13, 2017, Milroy.

* cited by examiner



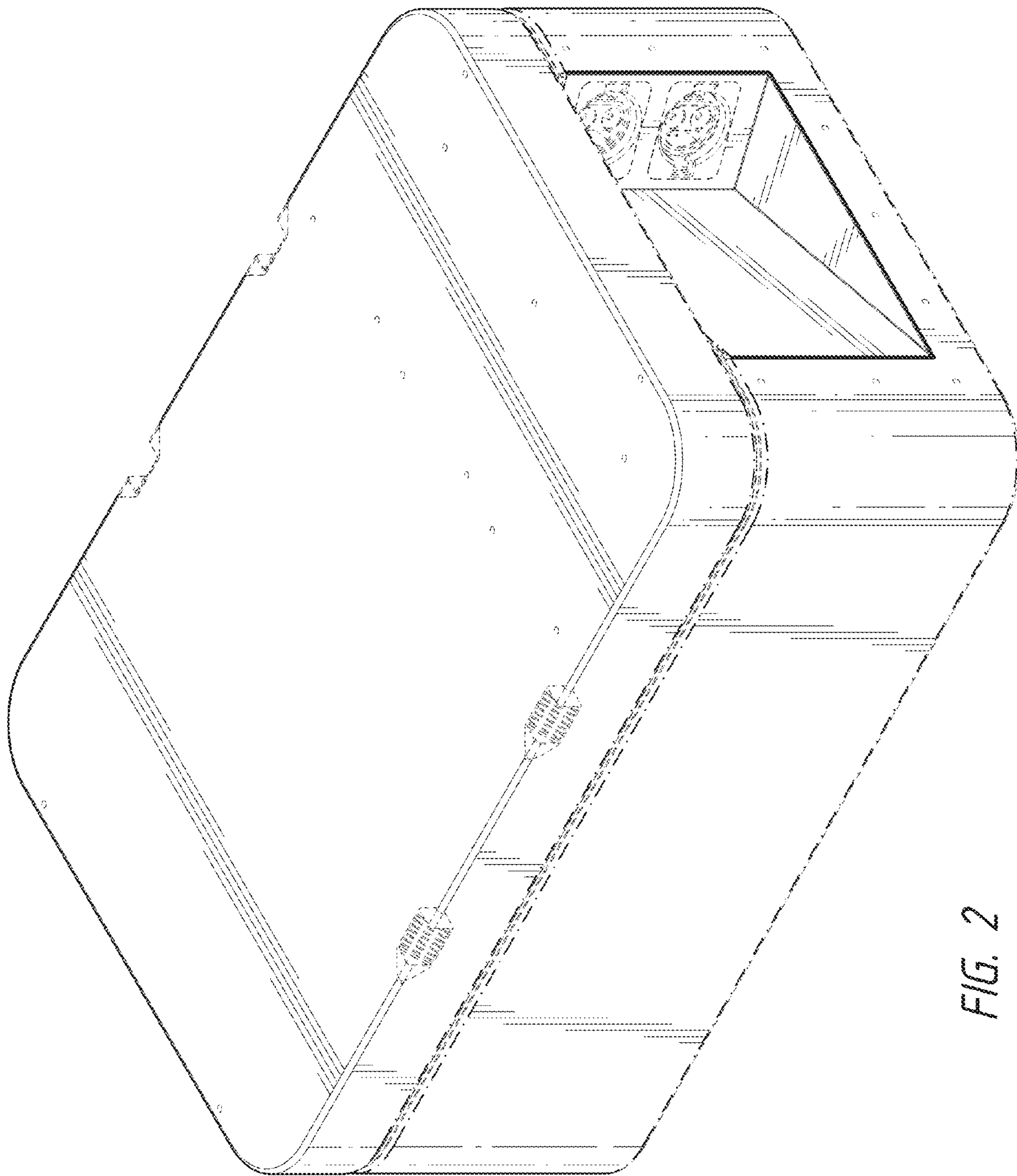


FIG. 2

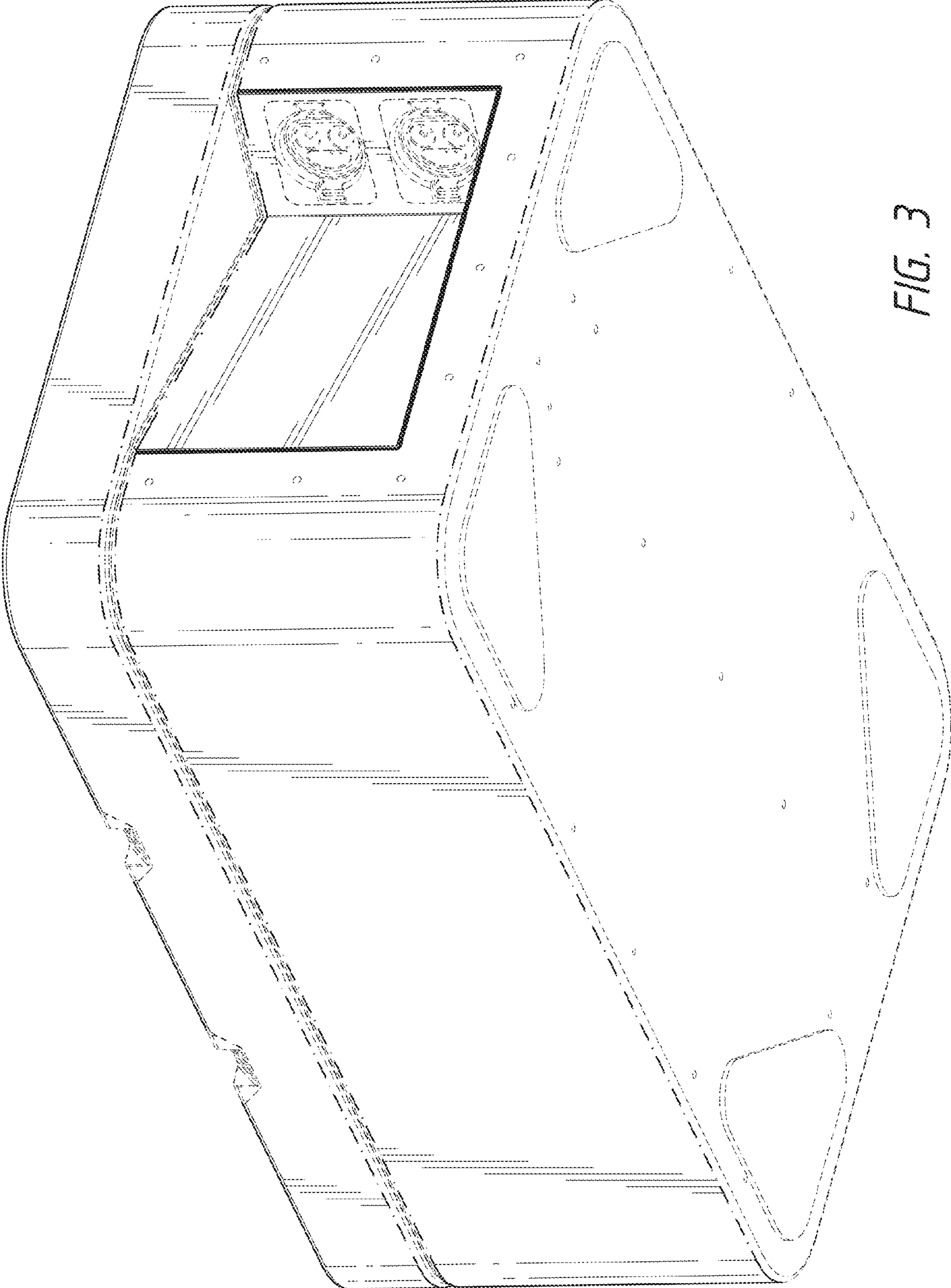


FIG. 3

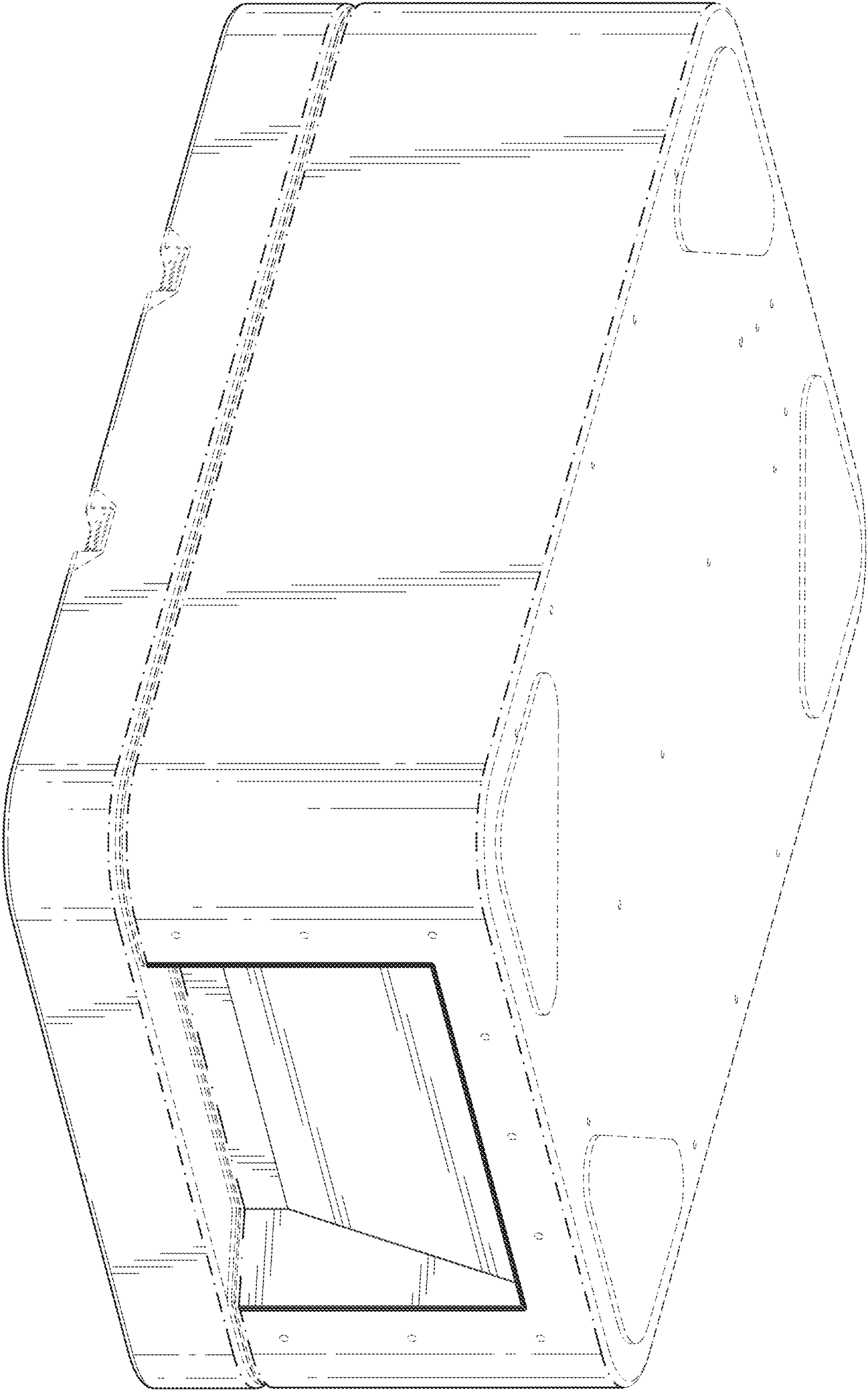


FIG. 4




FIG. 5

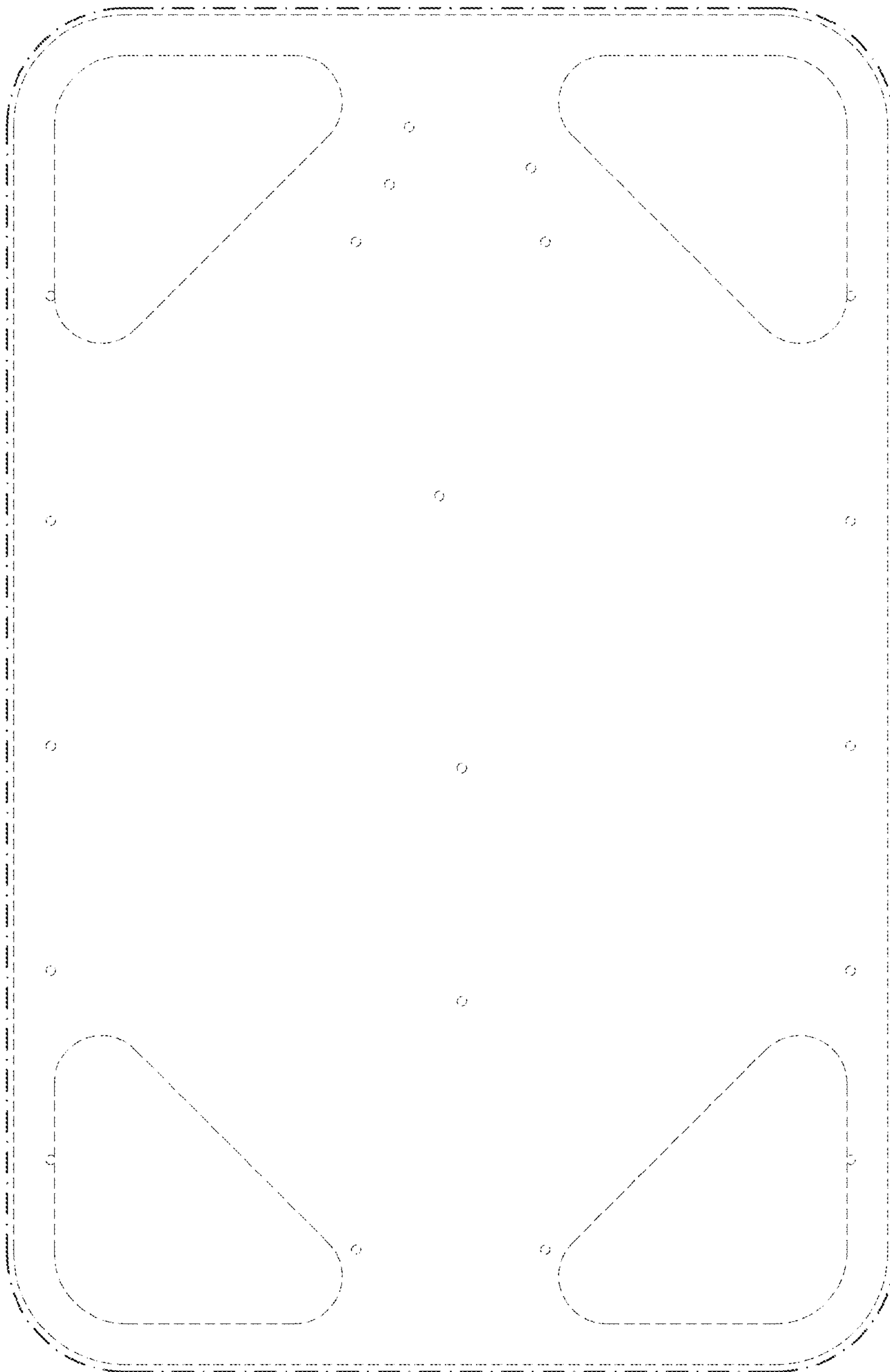


FIG. 6

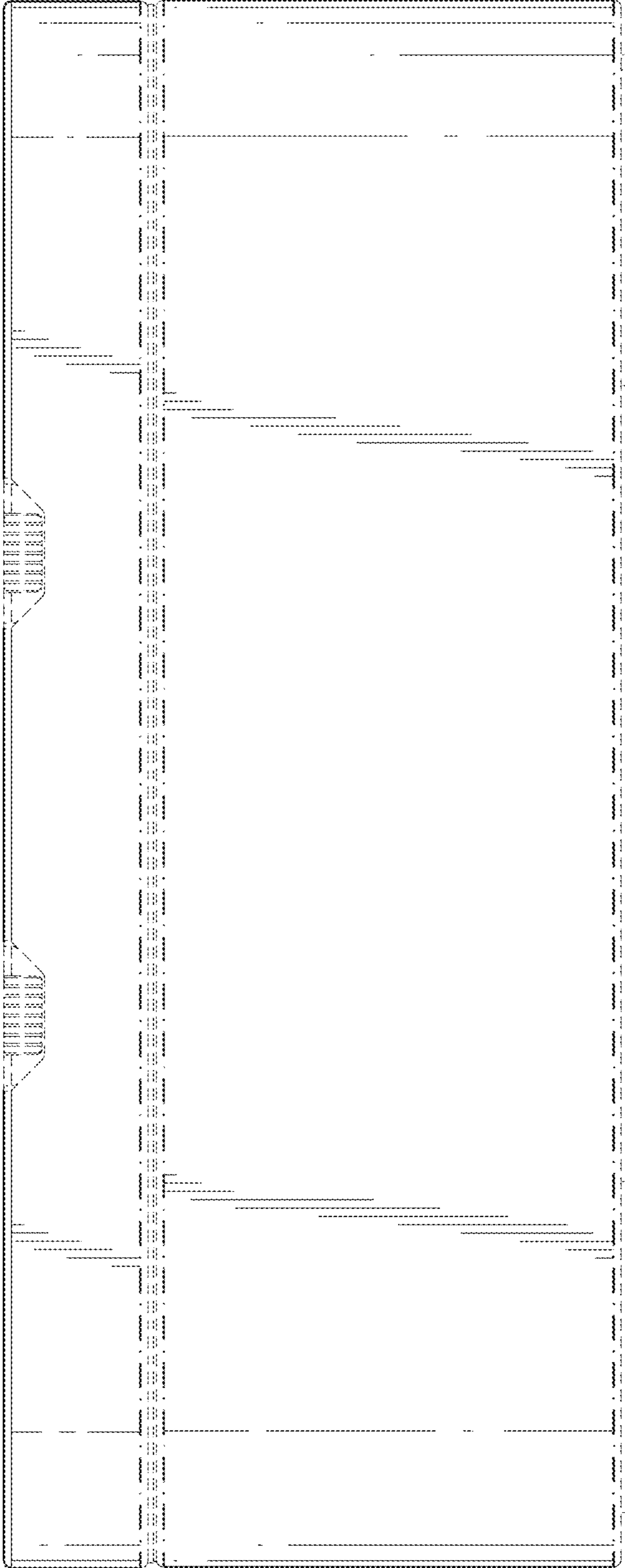


FIG. 7

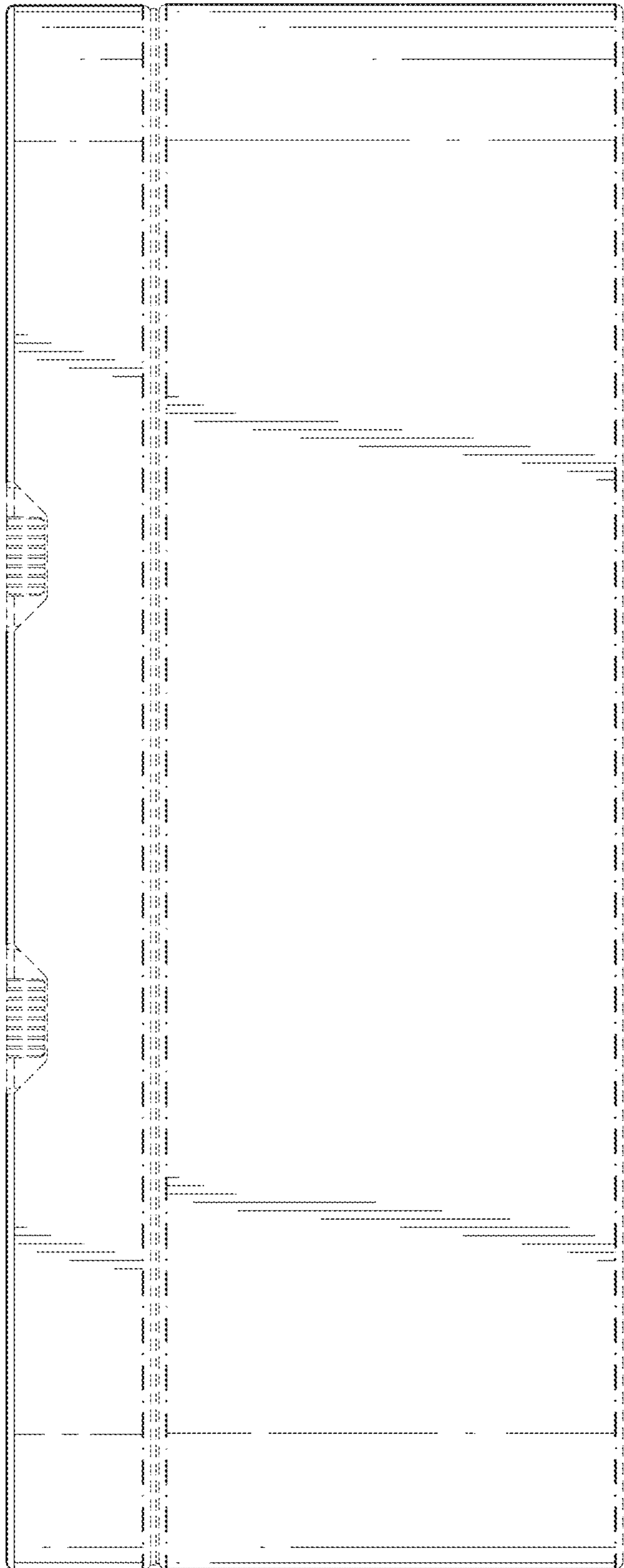


FIG. 8

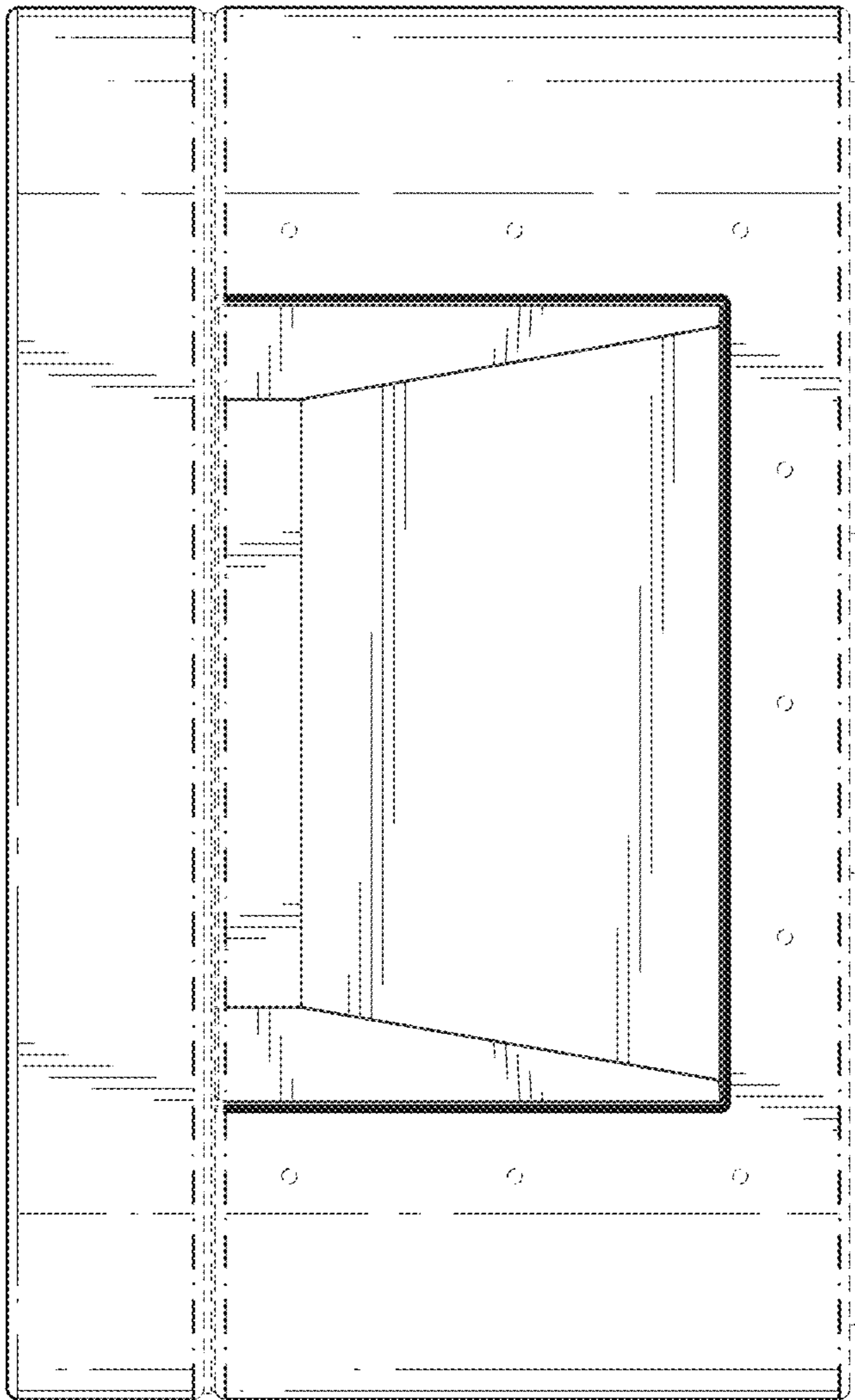


FIG. 9

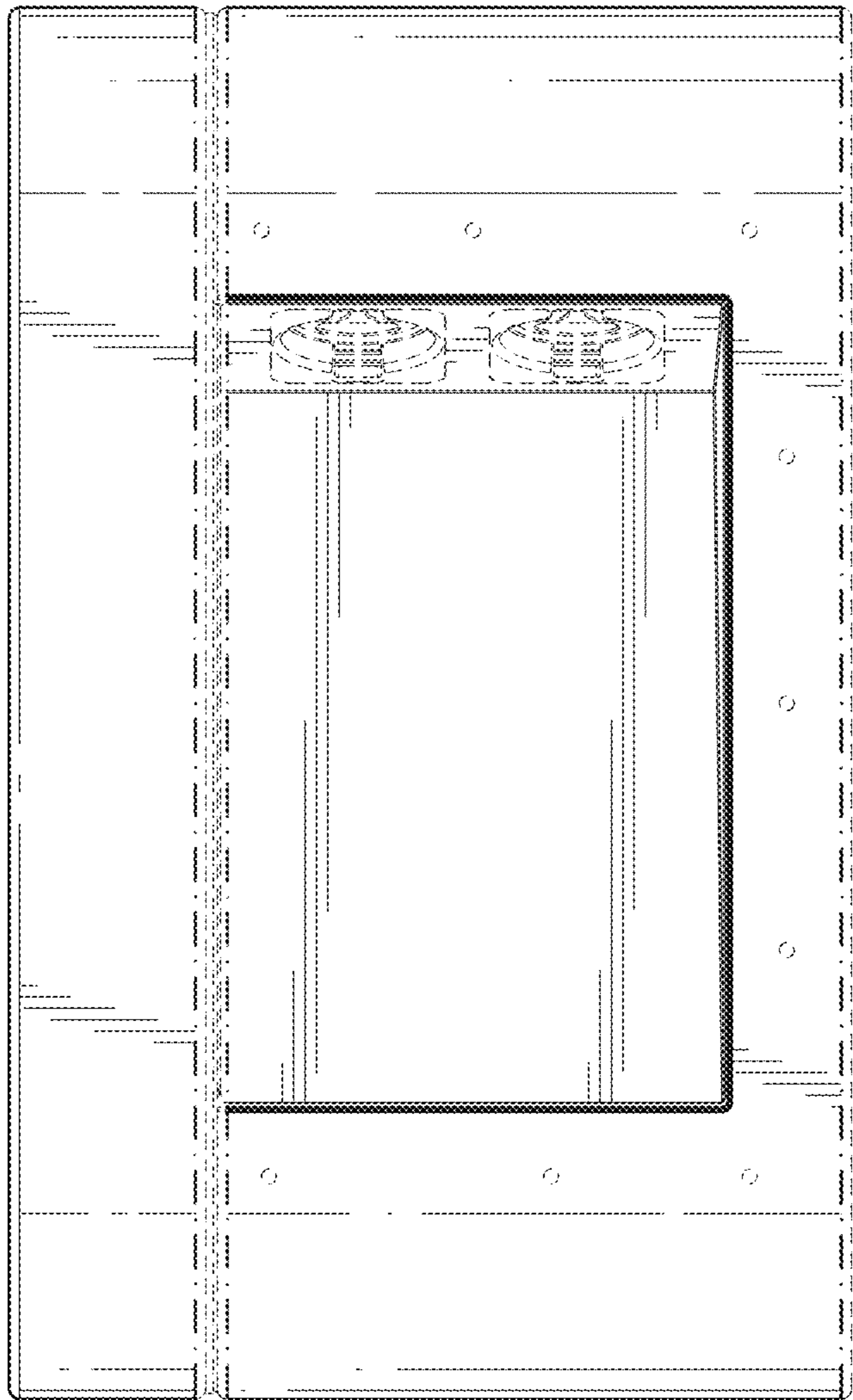


FIG. 10