



US00D912598S

(12) **United States Design Patent** (10) **Patent No.:** **US D912,598 S**
Hans et al. (45) **Date of Patent:** **** Mar. 9, 2021**

(54) **VEHICLE WHEEL**

(71) Applicant: **Daimler AG**, Stuttgart (DE)

(72) Inventors: **Bernhard Hans**, Kirchberg (DE);
Edgar Chu, Stuttgart (DE)

(73) Assignee: **Daimler AG**, Stuttgart (DE)

(**) Term: **15 Years**

(21) Appl. No.: **35/507,859**

(22) Filed: **Jan. 8, 2019**

(80) **Hague Agreement Data**

Int. Filing Date: **Jan. 8, 2019**

Int. Reg. No.: **DM/204038**

Int. Reg. Date: **Jan. 8, 2019**

Int. Reg. Pub. Date: **Nov. 22, 2019**

(30) **Foreign Application Priority Data**

Jul. 9, 2018 (WO) DM/101977

(51) **LOC (13) Cl.** **12-16**

(52) **U.S. Cl.**
USPC **D12/211**

(58) **Field of Classification Search**

USPC D12/204–213

CPC B62D 5/0463; B62D 1/10; B62D 5/0406;
B62D 5/0409; B62D 5/0424; B62D
5/046; B60R 11/02; B60R 11/0241; B60R
16/0231; B60R 16/027; B60R 16/03;
B60R 1/00; B60R 2011/0005; B60R
2011/0008; B60R 2011/0057; B60R
2011/0071; B60R 2011/0075; B60R
21/16; B60B 27/001; B60B 27/0078;
B60B 27/04

See application file for complete search history.

(56) **References Cited**

U.S. PATENT DOCUMENTS

D790,429 S *	6/2017	Juergens	D12/211
D792,311 S *	7/2017	Gallert	D12/211
D794,531 S *	8/2017	Zhao	D12/211
D798,788 S *	10/2017	Valencia Pollex	D12/211
D830,940 S *	10/2018	Peat	D12/211
D832,178 S *	10/2018	Hodges	D12/211
D837,719 S *	1/2019	Kraljevic	D12/211
D847,076 S *	4/2019	Peat	D12/211
D852,709 S *	7/2019	Khachatryan	D12/211
D852,713 S *	7/2019	Khachatryan	D12/211
D855,004 S *	7/2019	Preyss	D12/211
D857,589 S *	8/2019	Valencia Pollex	D12/209
D866,443 S *	11/2019	Peat	D12/211
D877,033 S *	3/2020	Rosello Visa	D12/211
D882,485 S *	4/2020	Woodhouse	D12/209
D901,360 S *	11/2020	Rosello Visa	D12/211

FOREIGN PATENT DOCUMENTS

WO WO DM/081007 2/2014

* cited by examiner

Primary Examiner — Khawaja Anwar

(74) *Attorney, Agent, or Firm* — Crowell & Moring LLP


(57) **CLAIM**

The ornamental design for a vehicle wheel, as shown and described.

DESCRIPTION

- 1.1 is a front view of a vehicle wheel according to the design;
- 1.2 is a perspective view thereof;
- 1.3 is a left side view thereof;
- 1.4 is a right side view thereof;
- 1.5 is a rear view thereof;
- 1.6 is a top view thereof; and
- 1.7 is a bottom view thereof.

1 Claim, 7 Drawing Sheets




1.1



1.2



1.3




1.4



1.5



1.6



1.7

